


# Managed Care Summary Report as of December 31, 2005

*This information is compiled from financial statement and enrollment data filed by each HMO.  
It has has not been audited or independently verified.*



Summary of Calendar Year 2005  
Florida Office of Insurance Regulation  
Market Research Unit  
Data Collection and Analysis

*June, 2006*

\* The following information is compiled from financial statement and enrollment data filed by each HMO. Information provided has not been audited or independently verified.

## Schedule "T" Comparison

as of 12/31/2005

Private Sector Premiums

Medicare Premiums

Medicaid Premiums

Federal Employees Health  
Benefits Premiums

| Company                                     | Code  | CY2005          | CY2004          | CY2005          | CY2004          | CY2005        | CY2004        | CY2005       | CY2004       |
|---|-------|-----------------|-----------------|-----------------|-----------------|---------------|---------------|--------------|--------------|
| AETNA HEALTH INC.                           | 95088 | \$1,891,370,858 | \$1,683,769,713 | \$112,568       | \$0             | \$0           | \$0           | \$0          | \$0          |
| AMERICA'S HEALTH CHOICE MEDICAL PLANS, INC. | 11122 | \$0             | \$0             | \$147,678,183   | \$128,625,270   | \$1,822,782   | \$353,320     | \$0          | \$0          |
| AMERIGROUP FLORIDA, INC.                    | 95093 | \$76,080,428    | \$88,152,557    | \$0             | \$0             | \$320,573,452 | \$287,127,432 | \$0          | \$0          |
| AVMED, INC.                                 | 95263 | \$552,138,020   | \$512,271,541   | \$197,698,631   | \$187,343,406   | \$0           | (\$492,395)   | \$14,831,607 | \$14,251,680 |
| CAPITAL HEALTH PLAN, INC.                   | 95112 | \$350,210,172   | \$315,683,254   | \$28,449,598    | \$28,835,201    | \$0           | \$0           | \$9,736,179  | \$9,079,803  |
| CAREPLUS HEALTH PLANS, INC.                 | 95092 | \$0             | \$0             | \$556,148,055   | \$484,534,853   | \$0           | \$0           | \$0          | \$0          |
| CIGNA HEALTHCARE OF FLORIDA, INC.           | 95136 | \$244,000,298   | \$241,448,047   | \$0             | \$0             | \$0           | \$0           | \$0          | \$0          |
| CITRUS HEALTH CARE, INC.                    | 11836 | \$2,625,213     | \$713,307       | \$3,164,518     | \$387,172       | \$22,938,591  | \$6,402,880   | \$0          | \$0          |
| DOCTORCARE, INC.                            | 11960 | \$0             | \$0             | \$26,980,201    | \$0             | \$0           | \$0           | \$0          | \$0          |
| FLORIDA HEALTH CARE PLAN, INC.              | 95124 | \$137,404,850   | \$129,785,564   | \$133,821,605   | \$125,135,355   | \$0           | \$0           | \$0          | \$0          |
| FREEDOM HEALTH, INC.                        | 10119 | \$0             | \$0             | \$1,790,699     | \$0             | \$0           | \$0           | \$0          | \$0          |
| GREAT-WEST HEALTHCARE OF FLORIDA, INC.      | 95805 | \$3,664,986     | \$5,503,898     | \$0             | \$0             | \$0           | \$0           | \$0          | \$0          |
| HEALTH FIRST HEALTH PLANS, INC.             | 95019 | \$98,611,675    | \$91,204,645    | \$163,129,161   | \$140,661,261   | \$0           | \$0           | \$0          | \$0          |
| HEALTH OPTIONS, INC.                        | 95089 | \$1,434,784,125 | \$1,696,886,709 | \$249,882,879   | \$281,770,608   | \$0           | \$0           | \$0          | \$0          |
| HEALTHSEASE OF FLORIDA, INC.                | 52631 | \$13,370,065    | \$16,002,413    | \$0             | \$0             | \$437,484,497 | \$356,094,956 | \$0          | \$0          |
| HEALTHSUN HEALTH PLANS, INC.                | 10122 | \$0             | \$0             | \$4,902,844     | \$0             | \$0           | \$0           | \$0          | \$0          |
| HEALTHY PALM BEACHES, INC.                  | 95827 | \$0             | \$0             | \$0             | \$0             | \$6,756,847   | \$6,473,536   | \$0          | \$0          |
| HUMANA MEDICAL PLAN, INC.                   | 95270 | \$507,816,387   | \$484,078,574   | \$2,327,134,073 | \$1,996,795,758 | \$132,809,667 | \$121,744,390 | \$26,689,504 | \$26,445,333 |
| LEON MEDICAL CENTERS HEALTH PLANS, INC.     | 11532 | \$0             | \$0             | \$97,571,679    | \$0             | \$0           | \$0           | \$0          | \$0          |
| MEDICA HEALTHCARE PLANS, INC.               | 12155 | \$0             | \$0             | \$30,422,846    | \$0             | \$0           | \$0           | \$0          | \$0          |
| METCARE HEALTH PLANS, INC.                  | 10126 | \$0             | \$0             | \$2,825,308     | \$0             | \$0           | \$0           | \$0          | \$0          |
| NEIGHBORHOOD HEALTH PARTNERSHIP, INC.       | 95123 | \$428,343,080   | \$421,895,817   | \$184,391,711   | \$369,417,982   | \$0           | \$6,583,141   | \$0          | \$0          |
| OPTIMUM HEALTHCARE, INC.                    | 12259 | \$0             | \$0             | \$0             | \$0             | \$0           | \$0           | \$0          | \$0          |
| PARTNERCARE HEALTH PLAN, INC                | 12330 | \$0             | \$0             | \$0             | \$0             | \$0           | \$0           | \$0          | \$0          |
| PHYSICIANS UNITED PLAN, INC.                | 10775 | \$0             | \$0             | \$0             | \$0             | \$0           | \$0           | \$0          | \$0          |
| PREFERRED CARE PARTNERS, INC.               | 11176 | \$0             | \$0             | \$212,530,392   | \$66,750,675    | \$0           | \$0           | \$0          | \$0          |
| PREFERRED MEDICAL PLAN, INC.                | 95271 | \$63,863,017    | \$54,877,114    | \$0             | \$0             | \$39,156,904  | \$33,742,051  | \$0          | \$0          |

*Schedule "T" Comparison  
as of 12/31/2005*

*Private Sector Premiums*

*Medicare Premiums*

*Medicaid Premiums*

*Federal Employees Health  
Benefits Premiums*

| <i>Company</i>                          | <i>Code</i> | <i>CY2005</i>   | <i>CY2004</i>   | <i>CY2005</i> | <i>CY2004</i> | <i>CY2005</i> | <i>CY2004</i> | <i>CY2005</i> | <i>CY2004</i> |
|---|-------------|-----------------|-----------------|---------------|---------------|---------------|---------------|---------------|---------------|
| QUALITY HEALTH PLANS, INC.              | 11519       | \$0             | \$0             | \$40,107,768  | \$36,829,266  | \$0           | \$0           | \$0           | \$0           |
| SUMMIT HEALTH PLAN, INC.                | 10771       | \$0             | \$0             | \$0           | \$0           | \$0           | \$0           | \$0           | \$0           |
| SUNCOAST PHYSICIAN HEALTH PLAN, INC.    | 12291       | \$0             | \$0             | \$0           | \$0           | \$0           | \$0           | \$0           | \$0           |
| THE PUBLIC HEALTH TRUST OF DADE COUNTY  | 95126       | \$41,064,126    | \$39,451,718    | \$0           | \$0           | \$39,852,960  | \$36,653,254  | \$0           | \$0           |
| TOTAL HEALTH CHOICE, INC.               | 95134       | \$39,313,295    | \$44,610,883    | \$0           | \$0           | \$0           | \$0           | \$807,660     | \$723,764     |
| UNITED HEALTHCARE OF FLORIDA, INC.      | 95264       | \$1,215,533,189 | \$1,670,354,973 | \$451,417,712 | \$395,067,196 | \$245,601,385 | \$204,060,779 | \$0           | \$0           |
| UNIVERSAL HEALTH CARE, INC.             | 11574       | \$2,083,684     | \$438,994       | \$76,918,316  | \$23,369,233  | \$457,864     | \$0           | \$0           | \$0           |
| VISTA HEALTHPLAN OF SOUTH FLORIDA, INC. | 95266       | \$100,841,519   | \$98,576,072    | \$203,339,243 | \$165,199,710 | \$30,694,436  | \$28,967,484  | \$7,649,160   | \$7,299,806   |
| VISTA HEALTHPLAN, INC.                  | 95114       | \$510,065,706   | \$506,342,154   | \$59,363,796  | \$53,125,205  | \$67,505,333  | \$54,722,448  | \$4,465,021   | \$5,035,129   |
| WELLCARE OF FLORIDA, INC.               | 95081       | \$64,158,973    | \$77,665,053    | \$455,537,037 | \$329,458,867 | \$378,023,010 | \$322,432,049 | \$0           | \$0           |

# HMO - Quarterly Summary as of December 31, 2005

\* The following information is compiled from the quarterly financial statement filed by each HMO. Information provided has not been audited or independently verified.

## 4Q2005 vs 3Q2005

| Company                                     | Code  | Total Assets  |               |                | Total Liabilities |               |                | Total Capital and Surplus |               |                | Calendar Year Premiums | Calendar Year Net Income or Loss |
|---|-------|---------------|---------------|----------------|-------------------|---------------|----------------|---------------------------|---------------|----------------|------------------------|----------------------------------|
|   |       | CY2005        | 3Q2005        | Rate of Change | CY2005            | 3Q2005        | Rate of Change | CY2005                    | 3Q2005        | Rate of Change |                        |                                  |
| AETNA HEALTH INC.                           | 95088 | \$424,765,573 | \$456,026,822 | -6.86%         | \$193,141,434     | \$203,172,743 | -4.94%         | \$231,624,139             | \$252,854,079 | -8.40%         | \$1,886,716,747        | \$148,048,150                    |
| AMERICA'S HEALTH CHOICE MEDICAL PLANS, INC. | 11122 | \$21,717,143  | \$33,480,621  | -35.14%        | \$13,863,254      | \$30,192,353  | -54.08%        | \$7,853,889               | \$3,288,268   | 138.85%        | \$149,500,965          | \$1,478,158                      |
| AMERIGROUP FLORIDA, INC.                    | 95093 | \$79,104,952  | \$100,580,971 | -21.35%        | \$60,956,755      | \$85,404,886  | -28.63%        | \$18,148,197              | \$15,176,085  | 19.58%         | \$396,260,332          | (\$129,646)                      |
| AVMED, INC.                                 | 95263 | \$279,898,405 | \$285,226,221 | -1.87%         | \$142,445,206     | \$160,877,548 | -11.46%        | \$137,453,199             | \$124,348,673 | 10.54%         | \$760,033,087          | \$37,077,455                     |
| CAPITAL HEALTH PLAN, INC.                   | 95112 | \$180,470,363 | \$185,385,577 | -2.65%         | \$63,157,242      | \$72,103,628  | -12.41%        | \$117,313,121             | \$113,281,949 | 3.56%          | \$385,111,302          | \$37,530,427                     |
| CAREPLUS HEALTH PLANS, INC.                 | 95092 | \$113,386,724 | \$159,126,719 | -28.74%        | \$49,951,817      | \$107,816,057 | -53.67%        | \$63,434,907              | \$51,310,662  | 23.63%         | \$556,148,055          | \$21,971,687                     |
| CIGNA HEALTHCARE OF FLORIDA, INC.           | 95136 | \$55,876,940  | \$51,793,051  | 7.89%          | \$32,491,679      | \$29,450,290  | 10.33%         | \$23,385,261              | \$22,342,761  | 4.67%          | \$242,879,558          | \$6,644,845                      |
| CITRUS HEALTH CARE, INC.                    | 11836 | \$7,710,679   | \$7,823,654   | -1.44%         | \$4,903,426       | \$5,074,871   | -3.38%         | \$2,807,253               | \$2,748,783   | 2.13%          | \$28,728,322           | \$380,505                        |
| DOCTORCARE, INC.                            | 11960 | \$6,050,198   | \$7,871,798   | -23.14%        | \$6,450,578       | \$7,619,815   | -15.34%        | (\$400,380)               | \$251,983     | -258.89%       | \$26,980,201           | (\$4,740,062)                    |
| FLORIDA HEALTH CARE PLAN, INC.              | 95124 | \$83,427,218  | \$89,457,305  | -6.74%         | \$37,289,425      | \$45,915,668  | -18.79%        | \$46,137,793              | \$43,541,637  | 5.96%          | \$274,150,812          | \$9,564,876                      |
| FREEDOM HEALTH, INC.                        | 10119 | \$2,840,231   | \$2,238,716   | 26.87%         | \$1,100,395       | \$462,431     | 137.96%        | \$1,739,836               | \$1,776,285   | -2.05%         | \$1,760,192            | (\$927,118)                      |
| GREAT-WEST HEALTHCARE OF FLORIDA, INC.      | 95805 | \$5,284,171   | \$5,634,195   | -6.21%         | \$1,064,069       | \$1,792,246   | -40.63%        | \$4,220,102               | \$3,841,949   | 9.84%          | \$2,502,708            | \$18,680                         |
| HEALTH FIRST HEALTH PLANS, INC.             | 95019 | \$41,780,463  | \$53,861,858  | -22.43%        | \$27,406,007      | \$39,854,810  | -31.24%        | \$14,374,456              | \$14,007,048  | 2.62%          | \$260,991,653          | (\$144,639)                      |
| HEALTH OPTIONS, INC.                        | 95089 | \$578,898,587 | \$650,437,064 | -11.00%        | \$223,474,502     | \$247,337,940 | -9.65%         | \$355,424,085             | \$403,099,124 | -11.83%        | \$1,684,667,004        | \$130,877,749                    |
| HEALTHEASE OF FLORIDA, INC.                 | 52631 | \$114,506,841 | \$129,059,483 | -11.28%        | \$74,975,903      | \$110,970,476 | -32.44%        | \$39,530,938              | \$18,089,007  | 118.54%        | \$450,854,562          | \$29,305,072                     |
| HEALTHSUN HEALTH PLANS, INC.                | 10122 | \$2,642,839   | \$3,457,756   | -23.57%        | \$1,030,394       | \$1,814,889   | -43.23%        | \$1,612,445               | \$1,642,867   | -1.85%         | \$4,902,844            | (\$239,141)                      |
| HEALTHY PALM BEACHES, INC.                  | 95827 | \$6,454,665   | \$6,065,710   | 6.41%          | \$1,270,373       | \$1,185,442   | 7.16%          | \$5,184,292               | \$4,880,268   | 6.23%          | \$6,705,676            | \$2,456,717                      |
| HUMANA MEDICAL PLAN, INC.                   | 95270 | \$611,300,191 | \$785,609,233 | -22.19%        | \$411,897,053     | \$586,891,126 | -29.82%        | \$199,403,137             | \$198,718,107 | 0.34%          | \$2,993,590,016        | \$102,211,306                    |
| LEON MEDICAL CENTERS HEALTH PLANS, INC.     | 11532 | \$36,100,952  | \$40,655,341  | -11.20%        | \$34,359,777      | \$35,429,535  | -3.02%         | \$1,741,175               | \$5,225,806   | -66.68%        | \$97,571,679           | (\$4,532,833)                    |
| MEDICA HEALTHCARE PLANS, INC.               | 12155 | \$9,319,059   | \$12,574,024  | -25.89%        | \$7,435,719       | \$10,702,835  | -30.53%        | \$1,883,340               | \$1,871,189   | 0.65%          | \$30,422,846           | (\$2,211,631)                    |
| METCARE HEALTH PLANS, INC.                  | 10126 | \$6,393,244   | \$4,350,374   | 46.96%         | \$1,592,253       | \$2,017,030   | -21.06%        | \$4,800,992               | \$2,333,343   | 105.76%        | \$2,798,326            | (\$6,599,042)                    |
| NEIGHBORHOOD HEALTH PARTNERSHIP, INC.       | 95123 | \$113,918,372 | \$106,484,273 | 6.98%          | \$83,255,785      | \$77,610,358  | 7.27%          | \$30,662,587              | \$28,873,915  | 6.19%          | \$612,734,791          | \$7,333,347                      |
| OPTIMUM HEALTHCARE, INC.                    | 12259 | \$2,620,240   | \$3,450,359   | -24.06%        | \$706,783         | \$750,612     | -5.84%         | \$1,913,457               | \$2,699,747   | -29.12%        | \$0                    | (\$795,002)                      |

# 4Q2005 vs 3Q2005

| Company                                 | Code  | Total Assets  |               |                | Total Liabilities |               |                | Total Capital and Surplus |               |                | Calendar Year Premiums | Calendar Year Net Income or Loss |
|---|-------|---------------|---------------|----------------|-------------------|---------------|----------------|---------------------------|---------------|----------------|------------------------|----------------------------------|
|   |       | CY2005        | 3Q2005        | Rate of Change | CY2005            | 3Q2005        | Rate of Change | CY2005                    | 3Q2005        | Rate of Change |                        |                                  |
| PARTNERCARE HEALTH PLAN, INC            | 12330 | \$2,500,453   |               |                | \$174,519         |               |                | \$2,325,934               |               |                | \$0                    | (\$1,301,764)                    |
| PHYSICIANS UNITED PLAN, INC.            | 10775 | \$3,622,860   | \$3,965,442   | -8.64%         | \$131,349         | \$49,680      | 164.39%        | \$3,491,511               | \$3,915,762   | -10.83%        | \$0                    | (\$396,622)                      |
| PREFERRED CARE PARTNERS, INC.           | 11176 | \$62,820,580  | \$84,418,887  | -25.58%        | \$44,820,970      | \$70,963,453  | -36.84%        | \$17,999,610              | \$13,455,434  | 33.77%         | \$212,530,392          | \$4,660,681                      |
| PREFERRED MEDICAL PLAN, INC.            | 95271 | \$29,224,229  | \$29,452,695  | -0.78%         | \$17,751,256      | \$20,579,690  | -13.74%        | \$11,472,973              | \$8,873,005   | 29.30%         | \$102,763,928          | \$10,148,262                     |
| QUALITY HEALTH PLANS, INC.              | 11519 | \$9,274,516   | \$10,509,021  | -11.75%        | \$7,671,229       | \$9,082,567   | -15.54%        | \$1,603,287               | \$1,426,454   | 12.40%         | \$39,331,894           | (\$2,452,572)                    |
| SUMMIT HEALTH PLAN, INC.                | 10771 | \$3,064,870   | \$3,036,858   | 0.92%          | \$27,100          | \$0           | #Error         | \$3,037,771               | \$3,036,858   | 0.03%          | \$0                    | (\$87,230)                       |
| SUNCOAST PHYSICIAN HEALTH PLAN, INC.    | 12291 | \$1,573,634   | \$2,218,759   | -29.08%        | \$15,162          | \$0           | #Error         | \$1,558,472               | \$2,218,759   | -29.76%        | \$0                    | (\$1,441,528)                    |
| THE PUBLIC HEALTH TRUST OF DADE COUNTY  | 95126 | \$32,239,248  | \$33,447,418  | -3.61%         | \$18,315,548      | \$21,692,940  | -15.57%        | \$13,923,700              | \$11,754,478  | 18.45%         | \$80,917,086           | \$7,654,238                      |
| TOTAL HEALTH CHOICE, INC.               | 95134 | \$9,866,382   | \$9,030,100   | 9.26%          | \$5,114,213       | \$5,257,514   | -2.73%         | \$4,752,169               | \$3,772,586   | 25.97%         | \$39,805,896           | (\$91,580)                       |
| UNITED HEALTHCARE OF FLORIDA, INC.      | 95264 | \$412,334,788 | \$459,917,217 | -10.35%        | \$264,508,567     | \$326,526,897 | -18.99%        | \$147,826,221             | \$133,390,320 | 10.82%         | \$1,910,612,660        | \$73,390,140                     |
| UNIVERSAL HEALTH CARE, INC.             | 11574 | \$18,569,975  | \$23,761,009  | -21.85%        | \$15,881,924      | \$17,996,967  | -11.75%        | \$2,688,051               | \$5,764,042   | -53.37%        | \$79,459,865           | (\$1,178,702)                    |
| VISTA HEALTHPLAN OF SOUTH FLORIDA, INC. | 95266 | \$68,088,735  | \$79,295,987  | -14.13%        | \$58,210,405      | \$70,321,696  | -17.22%        | \$9,878,330               | \$8,974,291   | 10.07%         | \$342,524,358          | \$5,462,288                      |
| VISTA HEALTHPLAN, INC.                  | 95114 | \$103,442,240 | \$104,555,429 | -1.06%         | \$85,823,078      | \$88,684,267  | -3.23%         | \$17,619,162              | \$15,871,162  | 11.01%         | \$641,399,856          | \$55,983,527                     |
| WELLCARE OF FLORIDA, INC.               | 95081 | \$223,808,247 | \$290,524,849 | -22.96%        | \$152,674,953     | \$228,356,406 | -33.14%        | \$71,133,294              | \$62,168,443  | 14.42%         | \$896,974,011          | \$30,133,479                     |

# HMO - Quarterly Summary as of September 30, 2005

\* The following information is compiled from the quarterly financial statement filed by each HMO. Information provided has not been audited or independently verified.

## 3Q2005 vs 2Q2005

| Company                                     | Code  | Total Assets  |               |                | Total Liabilities |               |                | Total Capital and Surplus |               |                | Calendar YTD Premiums | Calendar YTD Net Income or Loss |
|---|-------|---------------|---------------|----------------|-------------------|---------------|----------------|---------------------------|---------------|----------------|-----------------------|---------------------------------|
|   |       | 3Q2005        | 2Q2005        | Rate of Change | 3Q2005            | 2Q2005        | Rate of Change | 3Q2005                    | 2Q2005        | Rate of Change |                       |                                 |
| AETNA HEALTH INC.                           | 95088 | \$456,026,822 | \$476,511,701 | -4.30%         | \$203,172,743     | \$199,009,982 | 2.09%          | \$252,854,079             | \$277,501,719 | -8.88%         | \$1,397,451,784       | \$104,955,095                   |
| AMERICA'S HEALTH CHOICE MEDICAL PLANS, INC. | 11122 | \$33,480,621  | \$23,075,355  | 45.09%         | \$30,192,353      | \$20,565,964  | 46.81%         | \$3,288,268               | \$2,509,391   | 31.04%         | \$113,937,530         | (\$1,551,750)                   |
| AMERIGROUP FLORIDA, INC.                    | 95093 | \$100,580,971 | \$62,058,551  | 62.07%         | \$85,404,886      | \$42,229,467  | 102.24%        | \$15,176,085              | \$19,829,084  | -23.47%        | \$293,260,820         | (\$1,407,298)                   |
| AVMED, INC.                                 | 95263 | \$285,226,221 | \$246,056,029 | 15.92%         | \$160,877,548     | \$132,411,869 | 21.50%         | \$124,348,673             | \$113,644,160 | 9.42%          | \$568,214,113         | \$21,637,567                    |
| CAPITAL HEALTH PLAN, INC.                   | 95112 | \$185,385,577 | \$182,329,783 | 1.68%          | \$72,103,628      | \$79,081,417  | -8.82%         | \$113,281,949             | \$103,248,366 | 9.72%          | \$289,878,732         | \$29,782,615                    |
| CAREPLUS HEALTH PLANS, INC.                 | 95092 | \$159,126,719 | \$95,163,783  | 67.21%         | \$107,816,057     | \$48,572,037  | 121.97%        | \$51,310,662              | \$46,591,746  | 10.13%         | \$420,009,523         | \$11,760,875                    |
| CIGNA HEALTHCARE OF FLORIDA, INC.           | 95136 | \$51,793,051  | \$67,277,636  | -23.02%        | \$29,450,290      | \$38,204,745  | -22.91%        | \$22,342,761              | \$29,072,891  | -23.15%        | \$178,629,059         | \$3,490,771                     |
| CITRUS HEALTH CARE, INC.                    | 11836 | \$7,823,654   | \$5,205,333   | 50.30%         | \$5,074,871       | \$3,273,138   | 55.05%         | \$2,748,783               | \$1,932,195   | 42.26%         | \$20,354,850          | \$335,098                       |
| DOCTORCARE, INC.                            | 11960 | \$7,871,798   | \$2,842,140   | 176.97%        | \$7,619,815       | \$1,737,077   | 338.66%        | \$251,983                 | \$1,105,063   | -77.20%        | \$13,321,193          | (\$3,361,916)                   |
| FLORIDA HEALTH CARE PLAN, INC.              | 95124 | \$89,457,305  | \$76,391,424  | 17.10%         | \$45,915,668      | \$34,311,749  | 33.82%         | \$43,541,637              | \$42,079,675  | 3.47%          | \$204,480,639         | \$6,945,864                     |
| FREEDOM HEALTH, INC.                        | 10119 | \$2,238,716   | \$1,889,156   | 18.50%         | \$462,431         | \$175,000     | 164.25%        | \$1,776,285               | \$1,714,156   | 3.62%          | \$210,635             | (\$970,300)                     |
| GREAT-WEST HEALTHCARE OF FLORIDA, INC.      | 95805 | \$5,634,195   | \$5,808,132   | -2.99%         | \$1,792,246       | \$2,015,003   | -11.05%        | \$3,841,949               | \$3,793,129   | 1.29%          | \$1,896,174           | (\$446,526)                     |
| HEALTH FIRST HEALTH PLANS, INC.             | 95019 | \$53,861,858  | \$45,219,357  | 19.11%         | \$39,854,810      | \$31,695,482  | 25.74%         | \$14,007,048              | \$13,523,875  | 3.57%          | \$192,891,015         | \$869,872                       |
| HEALTH OPTIONS, INC.                        | 95089 | \$650,437,064 | \$734,235,049 | -11.41%        | \$247,337,940     | \$284,184,243 | -12.97%        | \$403,099,124             | \$450,050,806 | -10.43%        | \$1,297,268,824       | \$108,298,850                   |
| HEALTHEASE OF FLORIDA, INC.                 | 52631 | \$129,059,483 | \$74,086,872  | 74.20%         | \$110,970,476     | \$56,274,572  | 97.19%         | \$18,089,007              | \$17,812,300  | 1.55%          | \$330,083,108         | \$16,585,463                    |
| HEALTHSUN HEALTH PLANS, INC.                | 10122 | \$3,457,756   | \$2,014,864   | 71.61%         | \$1,814,889       | \$187,594     | 867.46%        | \$1,642,867               | \$1,827,270   | -10.09%        | \$1,588,882           | (\$91,515)                      |
| HEALTHY PALM BEACHES, INC.                  | 95827 | \$6,065,710   | \$5,178,022   | 17.14%         | \$1,185,442       | \$850,010     | 39.46%         | \$4,880,268               | \$4,328,012   | 12.76%         | \$5,122,045           | \$2,152,693                     |
| HUMANA MEDICAL PLAN, INC.                   | 95270 | \$785,609,233 | \$482,704,825 | 62.75%         | \$586,891,126     | \$316,114,214 | 85.66%         | \$198,718,107             | \$166,590,611 | 19.29%         | \$2,255,352,881       | \$105,822,864                   |
| LEON MEDICAL CENTERS HEALTH PLANS, INC.     | 11532 | \$40,655,341  | \$10,466,146  | 288.45%        | \$35,429,535      | \$2,549,795   | 1289.51%       | \$5,225,806               | \$7,916,351   | -33.99%        | \$43,134,644          | (\$1,357,537)                   |
| MEDICA HEALTHCARE PLANS, INC.               | 12155 | \$12,574,024  | \$4,238,584   | 196.66%        | \$10,702,835      | \$2,728,595   | 292.25%        | \$1,871,189               | \$1,509,989   | 23.92%         | \$15,592,414          | (\$2,162,568)                   |
| METCARE HEALTH PLANS, INC.                  | 10126 | \$4,350,374   | \$3,256,304   | 33.60%         | \$2,017,030       | \$268,796     | 650.39%        | \$2,333,343               | \$2,987,508   | -21.90%        | \$470,631             | (\$4,086,264)                   |
| NEIGHBORHOOD HEALTH PARTNERSHIP, INC.       | 95123 | \$106,484,273 | \$151,667,509 | -29.79%        | \$77,610,358      | \$123,329,622 | -37.07%        | \$28,873,915              | \$28,337,887  | 1.89%          | \$502,562,359         | \$7,388,829                     |

## 3Q2005 vs 2Q2005

| Company                                 | Code  | Total Assets  |               |                | Total Liabilities |               |                | Total Capital and Surplus |               |                | Calendar YTD Premiums | Calendar YTD Net Income or Loss |
|---|-------|---------------|---------------|----------------|-------------------|---------------|----------------|---------------------------|---------------|----------------|-----------------------|---------------------------------|
|   |       | 3Q2005        | 2Q2005        | Rate of Change | 3Q2005            | 2Q2005        | Rate of Change | 3Q2005                    | 2Q2005        | Rate of Change |                       |                                 |
| OPTIMUM HEALTHCARE, INC.                | 12259 | \$3,450,359   | \$2,200,053   | 56.83%         | \$750,612         | \$31,969      | 2247.94%       | \$2,699,747               | \$2,168,084   | 24.52%         | \$0                   | (\$937,743)                     |
| PHYSICIANS UNITED PLAN, INC.            | 10775 | \$3,965,442   |               |                | \$49,680          |               |                | \$3,915,762               |               |                | \$0                   | (\$84,238)                      |
| PREFERRED CARE PARTNERS, INC.           | 11176 | \$84,418,887  | \$40,825,538  | 106.78%        | \$70,963,453      | \$28,881,463  | 145.71%        | \$13,455,434              | \$11,944,075  | 12.65%         | \$147,563,205         | \$6,308,392                     |
| PREFERRED MEDICAL PLAN, INC.            | 95271 | \$29,452,695  | \$23,293,634  | 26.44%         | \$20,579,690      | \$16,023,924  | 28.43%         | \$8,873,005               | \$7,269,710   | 22.05%         | \$75,782,608          | \$7,586,445                     |
| QUALITY HEALTH PLANS, INC.              | 11519 | \$10,509,021  | \$6,558,803   | 60.23%         | \$9,082,567       | \$4,626,608   | 96.31%         | \$1,426,454               | \$1,932,195   | -26.17%        | \$30,849,585          | (\$2,244,545)                   |
| SUMMIT HEALTH PLAN, INC.                | 10771 | \$3,036,858   |               |                | \$0               |               |                | \$3,036,858               |               |                | \$0                   | (\$88,143)                      |
| SUNCOAST PHYSICIAN HEALTH PLAN, INC.    | 12291 | \$2,218,759   |               |                | \$0               |               |                | \$2,218,759               |               |                | \$0                   | (\$781,241)                     |
| THE PUBLIC HEALTH TRUST OF DADE COUNTY  | 95126 | \$33,447,418  | \$26,036,992  | 28.46%         | \$21,692,940      | \$16,434,310  | 32.00%         | \$11,754,478              | \$9,602,682   | 22.41%         | \$60,212,729          | \$5,336,311                     |
| TOTAL HEALTH CHOICE, INC.               | 95134 | \$9,030,100   | \$9,727,499   | -7.17%         | \$5,257,514       | \$5,734,033   | -8.31%         | \$3,772,586               | \$3,993,466   | -5.53%         | \$30,756,270          | (\$600,169)                     |
| UNITED HEALTHCARE OF FLORIDA, INC.      | 95264 | \$459,917,217 | \$386,829,296 | 18.89%         | \$326,526,897     | \$268,577,462 | 21.58%         | \$133,390,320             | \$118,251,834 | 12.80%         | \$1,451,467,161       | \$60,034,328                    |
| UNIVERSAL HEALTH CARE, INC.             | 11574 | \$23,761,009  | \$13,344,135  | 78.06%         | \$17,996,967      | \$7,950,162   | 126.37%        | \$5,764,042               | \$5,393,973   | 6.86%          | \$50,466,206          | \$907,636                       |
| VISTA HEALTHPLAN OF SOUTH FLORIDA, INC. | 95266 | \$79,295,987  | \$39,782,505  | 99.32%         | \$70,321,696      | \$33,018,793  | 112.97%        | \$8,974,291               | \$6,763,712   | 32.68%         | \$254,605,177         | \$190,753                       |
| VISTA HEALTHPLAN, INC.                  | 95114 | \$104,555,429 | \$92,120,869  | 13.50%         | \$88,684,267      | \$74,539,415  | 18.98%         | \$15,871,162              | \$17,581,454  | -9.73%         | \$481,092,418         | \$1,618,653                     |
| WELLCARE OF FLORIDA, INC.               | 95081 | \$290,524,849 | \$176,626,963 | 64.48%         | \$228,356,406     | \$128,774,077 | 77.33%         | \$62,168,443              | \$47,852,886  | 29.92%         | \$657,469,016         | \$21,745,210                    |

# HMO - Quarterly Summary as of June 30, 2005

\* The following information is compiled from the quarterly financial statement filed by each HMO. Information provided has not been audited or independently verified.

## 2Q2005 vs 1Q2005


| Company                                     | Code  | Total Assets  |               |                | Total Liabilities |               |                | Total Capital and Surplus |               |                | Calendar YTD Premiums | Calendar YTD Net Income or Loss |
|---|-------|---------------|---------------|----------------|-------------------|---------------|----------------|---------------------------|---------------|----------------|-----------------------|---------------------------------|
|   |       | 2Q2005        | 1Q2005        | Rate of Change | 2Q2005            | 1Q2005        | Rate of Change | 2Q2005                    | 1Q2005        | Rate of Change |                       |                                 |
| AETNA HEALTH INC.                           | 95088 | \$476,511,701 | \$501,954,038 | -5.07%         | \$199,009,982     | \$239,474,427 | -16.90%        | \$277,501,719             | \$262,479,611 | 5.72%          | \$922,475,349         | \$80,506,968                    |
| AMERICA'S HEALTH CHOICE MEDICAL PLANS, INC. | 11122 | \$23,075,355  | \$24,373,622  | -5.33%         | \$20,565,964      | \$12,904,833  | 59.37%         | \$2,509,391               | \$11,468,789  | -78.12%        | \$78,805,009          | (\$4,186,645)                   |
| AMERIGROUP FLORIDA, INC.                    | 95093 | \$62,058,551  | \$89,165,689  | -30.40%        | \$42,229,467      | \$70,637,432  | -40.22%        | \$19,829,084              | \$18,528,257  | 7.02%          | \$194,468,229         | \$1,554,195                     |
| AVMED, INC.                                 | 95263 | \$246,056,029 | \$256,426,704 | -4.04%         | \$132,411,869     | \$123,989,118 | 6.79%          | \$113,644,160             | \$132,437,586 | -14.19%        | \$376,694,652         | \$9,462,097                     |
| CAPITAL HEALTH PLAN, INC.                   | 95112 | \$182,329,783 | \$173,983,608 | 4.80%          | \$79,081,417      | \$80,096,369  | -1.27%         | \$103,248,366             | \$93,887,239  | 9.97%          | \$193,276,696         | \$19,667,268                    |
| CAREPLUS HEALTH PLANS, INC.                 | 95092 | \$95,163,783  | \$82,009,728  | 16.04%         | \$48,572,037      | \$43,993,739  | 10.41%         | \$46,591,746              | \$38,015,989  | 22.56%         | \$276,036,968         | \$8,450,423                     |
| CIGNA HEALTHCARE OF FLORIDA, INC.           | 95136 | \$67,277,636  | \$64,369,947  | 4.52%          | \$38,204,745      | \$34,638,245  | 10.30%         | \$29,072,891              | \$29,731,702  | -2.22%         | \$118,914,765         | \$2,222,935                     |
| CITRUS HEALTH CARE, INC.                    | 11836 | \$5,205,333   | \$5,201,887   | 0.07%          | \$3,273,138       | \$3,256,750   | 0.50%          | \$1,932,195               | \$1,945,137   | -0.67%         | \$12,911,203          | \$125,747                       |
| DOCTORCARE, INC.                            | 11960 | \$2,842,140   | \$1,821,038   | 56.07%         | \$1,737,077       | \$294,512     | 489.82%        | \$1,105,063               | \$1,526,526   | -27.61%        | \$3,330,162           | (\$2,159,248)                   |
| FLORIDA HEALTH CARE PLAN, INC.              | 95124 | \$76,391,424  | \$72,681,538  | 5.10%          | \$34,311,749      | \$32,913,447  | 4.25%          | \$42,079,675              | \$39,768,091  | 5.81%          | \$135,429,633         | \$4,358,534                     |
| FREEDOM HEALTH, INC.                        | 10119 | \$1,889,156   | \$2,109,992   | -10.47%        | \$175,000         | \$0           | #Error         | \$1,714,156               | \$2,109,992   | -18.76%        | \$0                   | (\$278,055)                     |
| GREAT-WEST HEALTHCARE OF FLORIDA, INC.      | 95805 | \$5,808,132   | \$5,669,547   | 2.44%          | \$2,015,003       | \$1,218,864   | 65.32%         | \$3,793,129               | \$4,450,683   | -14.77%        | \$1,279,830           | (\$518,214)                     |
| HEALTH FIRST HEALTH PLANS, INC.             | 95019 | \$45,219,357  | \$55,854,408  | -19.04%        | \$31,695,482      | \$31,665,719  | 0.09%          | \$13,523,875              | \$24,188,689  | -44.09%        | \$125,289,985         | \$1,448,159                     |
| HEALTH OPTIONS, INC.                        | 95089 | \$734,235,049 | \$744,378,931 | -1.36%         | \$284,184,243     | \$313,735,422 | -9.42%         | \$450,050,806             | \$430,643,507 | 4.51%          | \$881,935,988         | \$49,742,291                    |
| HEALTHSEASE OF FLORIDA, INC.                | 52631 | \$74,086,872  | \$110,295,657 | -32.83%        | \$56,274,572      | \$91,484,771  | -38.49%        | \$17,812,300              | \$18,810,886  | -5.31%         | \$211,771,626         | \$12,656,791                    |
| HEALTHSUN HEALTH PLANS, INC.                | 10122 | \$2,014,864   |               |                | \$187,594         |               |                | \$1,827,270               |               |                | \$0                   | \$9,198                         |
| HEALTHY PALM BEACHES, INC.                  | 95827 | \$5,178,022   | \$5,776,937   | -10.37%        | \$850,010         | \$1,542,181   | -44.88%        | \$4,328,012               | \$4,234,756   | 2.20%          | \$3,116,678           | \$1,600,437                     |
| HUMANA MEDICAL PLAN, INC.                   | 95270 | \$482,704,825 | \$607,920,369 | -20.60%        | \$316,114,214     | \$328,472,632 | -3.76%         | \$166,590,611             | \$279,447,737 | -40.39%        | \$1,439,105,477       | \$73,335,943                    |
| LEON MEDICAL CENTERS HEALTH PLANS, INC.     | 11532 | \$10,466,146  | \$1,915,350   | 446.44%        | \$2,549,795       | \$0           | #Error         | \$7,916,351               | \$1,915,350   | 313.31%        | \$353,226             | (\$1,821,450)                   |
| MEDICA HEALTHCARE PLANS, INC.               | 12155 | \$4,238,584   | \$2,665,955   | 58.99%         | \$2,728,595       | \$830,505     | 228.55%        | \$1,509,989               | \$1,835,450   | -17.73%        | \$0                   | (\$2,067,697)                   |
| METCARE HEALTH PLANS, INC.                  | 10126 | \$3,256,304   |               |                | \$268,796         |               |                | \$2,987,508               |               |                | \$0                   | (\$1,732,094)                   |
| NEIGHBORHOOD HEALTH PARTNERSHIP, INC.       | 95123 | \$151,667,509 | \$141,406,935 | 7.26%          | \$123,329,622     | \$114,904,468 | 7.33%          | \$28,337,887              | \$26,502,467  | 6.93%          | \$390,720,934         | \$5,431,044                     |
| OPTIMUM HEALTHCARE, INC.                    | 12259 | \$2,200,053   | \$2,952,302   | -25.48%        | \$31,969          | \$56,129      | -43.04%        | \$2,168,084               | \$2,896,173   | -25.14%        | \$0                   | (\$619,102)                     |

## 2Q2005 vs 1Q2005

| Company                                 | Code  | Total Assets  |               |                | Total Liabilities |               |                | Total Capital and Surplus |               |                | Calendar YTD Premiums | Calendar YTD Net Income or Loss |
|---|-------|---------------|---------------|----------------|-------------------|---------------|----------------|---------------------------|---------------|----------------|-----------------------|---------------------------------|
|   |       | 2Q2005        | 1Q2005        | Rate of Change | 2Q2005            | 1Q2005        | Rate of Change | 2Q2005                    | 1Q2005        | Rate of Change |                       |                                 |
| PREFERRED CARE PARTNERS, INC.           | 11176 | \$40,825,538  | \$8,454,912   | 382.86%        | \$28,881,463      | \$6,192,388   | 366.40%        | \$11,944,075              | \$2,262,524   | 427.91%        | \$71,985,318          | \$3,067,667                     |
| PREFERRED MEDICAL PLAN, INC.            | 95271 | \$23,293,634  | \$26,871,265  | -13.31%        | \$16,023,924      | \$19,374,167  | -17.29%        | \$7,269,710               | \$7,497,098   | -3.03%         | \$49,341,014          | \$4,991,461                     |
| QUALITY HEALTH PLANS, INC.              | 11519 | \$6,558,803   | \$6,310,455   | 3.94%          | \$4,626,608       | \$4,693,888   | -1.43%         | \$1,932,195               | \$1,616,567   | 19.52%         | \$20,481,295          | \$108,585                       |
| THE PUBLIC HEALTH TRUST OF DADE COUNTY  | 95126 | \$26,036,992  | \$25,450,818  | 2.30%          | \$16,434,310      | \$17,597,763  | -6.61%         | \$9,602,682               | \$7,853,055   | 22.28%         | \$39,812,048          | \$3,122,036                     |
| TOTAL HEALTH CHOICE, INC.               | 95134 | \$9,727,499   | \$10,468,922  | -7.08%         | \$5,734,033       | \$6,815,003   | -15.86%        | \$3,993,466               | \$3,653,919   | 9.29%          | \$21,145,527          | (\$426,833)                     |
| UNITED HEALTHCARE OF FLORIDA, INC.      | 95264 | \$386,829,296 | \$537,371,592 | -28.01%        | \$268,577,462     | \$311,849,082 | -13.88%        | \$118,251,834             | \$225,522,510 | -47.57%        | \$985,760,429         | \$42,520,117                    |
| UNIVERSAL HEALTH CARE, INC.             | 11574 | \$13,344,135  | \$9,537,570   | 39.91%         | \$7,950,162       | \$7,623,998   | 4.28%          | \$5,393,973               | \$1,913,572   | 181.88%        | \$28,734,215          | \$553,754                       |
| VISTA HEALTHPLAN OF SOUTH FLORIDA, INC. | 95266 | \$39,782,505  | \$46,482,890  | -14.41%        | \$33,018,793      | \$39,368,266  | -16.13%        | \$6,763,712               | \$7,114,624   | -4.93%         | \$162,864,409         | (\$1,939,990)                   |
| VISTA HEALTHPLAN, INC.                  | 95114 | \$92,120,869  | \$97,482,721  | -5.50%         | \$74,539,415      | \$80,962,980  | -7.93%         | \$17,581,454              | \$16,519,741  | 6.43%          | \$319,877,021         | \$2,263,329                     |
| WELLCARE OF FLORIDA, INC.               | 95081 | \$176,626,963 | \$204,998,224 | -13.84%        | \$128,774,077     | \$162,085,515 | -20.55%        | \$47,852,886              | \$42,912,709  | 11.51%         | \$422,389,890         | \$10,322,070                    |

# Managed Care Summary Report as of December 31, 2005

*This information is compiled from financial statement and enrollment data filed by each HMO.  
It has has not been audited or independently verified.*

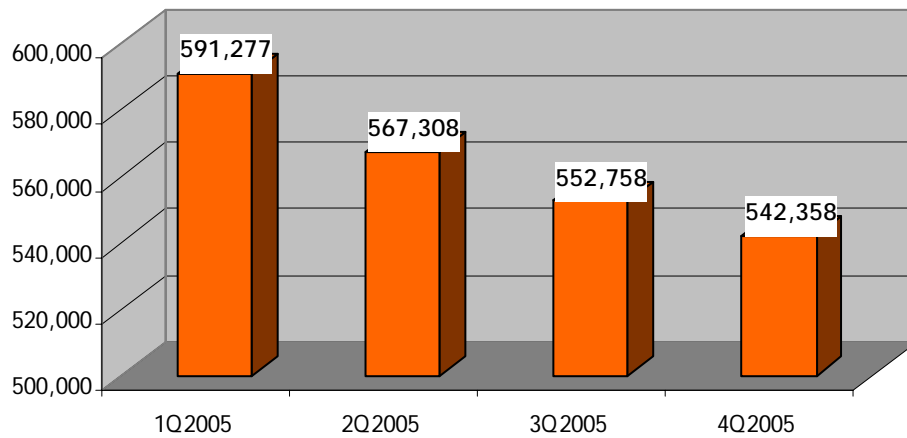


## Summary of Enrollment Data

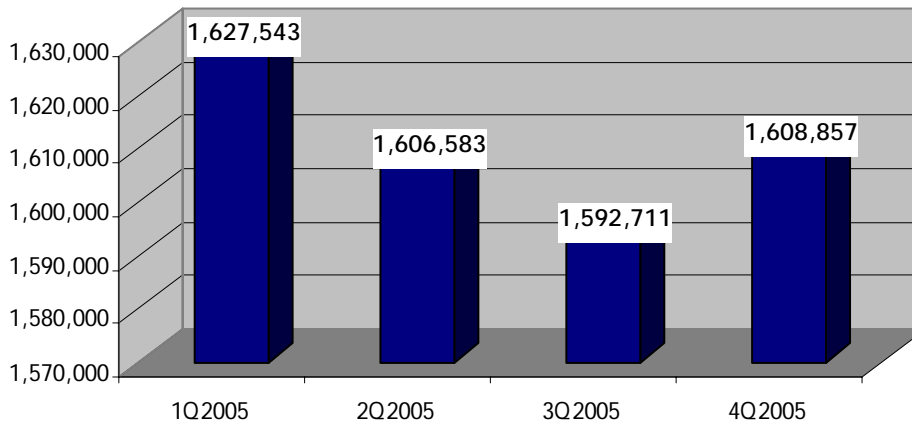
# Managed Care Enrollment by Market Segment at Quarter End as of December 31, 2005

|        | SMALL GROUP | LARGE GROUP | INDIVIDUAL | HEALTHY KIDS | MEDICAID | MEDICARE | FEDERAL EMPLOYEES |
|--------|-------------|-------------|------------|--------------|----------|----------|-------------------|
| 1Q2005 | 591,277     | 1,627,543   | 103,316    | 204,804      | 767,589  | 569,708  | 20,886            |
| 2Q2005 | 567,308     | 1,606,583   | 103,571    | 192,535      | 782,371  | 582,471  | 20,766            |
| 3Q2005 | 552,758     | 1,592,711   | 103,420    | 189,313      | 790,366  | 594,643  | 20,569            |
| 4Q2005 | 542,358     | 1,608,857   | 101,638    | 181,058      | 805,315  | 613,751  | 20,378            |

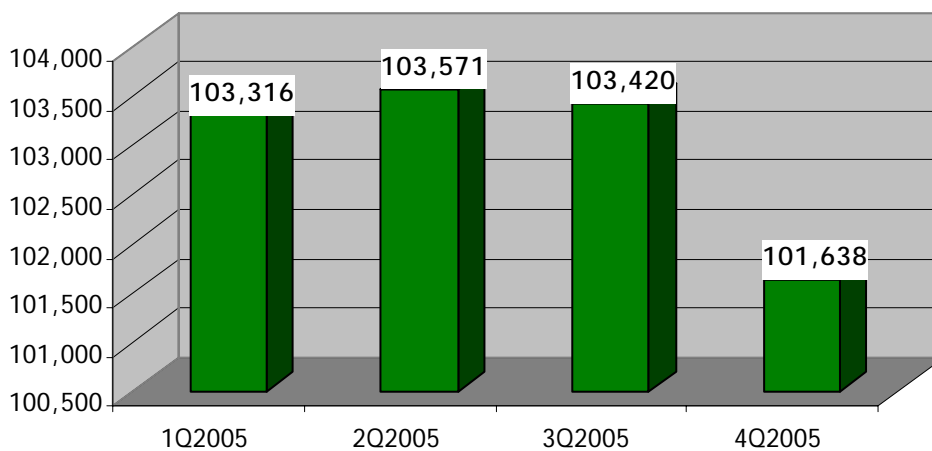
**SMALL GROUP Managed Care Enrollment CY2005**



**LARGE GROUP Managed Care Enrollment CY2005**



**INDIVIDUAL Managed Care Enrollment CY2005**



# Managed Care Enrollment by Market Segment by County at Quarter End as of December 31, 2005

|           |        | SMALL GROUP | LARGE GROUP | INDIVIDUAL | HEALTHY KIDS | MEDICAID | MEDICARE | FEDERAL EMPLOYEES |
|-----------|--------|-------------|-------------|------------|--------------|----------|----------|-------------------|
| Alachua   | 1Q2005 | 4,095       | 19,102      | 135        | 1,350        | 1        | 11       | 166               |
|           | 2Q2005 | 3,820       | 18,970      | 136        | 1,286        | 0        | 4        | 163               |
|           | 3Q2005 | 3,390       | 18,250      | 140        | 1,286        | 0        | 7        | 168               |
|           | CY2005 | 2,761       | 16,066      | 118        | 1,224        | 0        | 8        | 167               |
| Baker     | 1Q2005 | 860         | 4,896       | 26         | 0            | 0        | 257      | 0                 |
|           | 2Q2005 | 841         | 4,907       | 21         | 0            | 0        | 260      | 0                 |
|           | 3Q2005 | 672         | 3,985       | 19         | 0            | 0        | 270      | 0                 |
|           | CY2005 | 946         | 4,751       | 16         | 0            | 0        | 280      | 0                 |
| Bay       | 1Q2005 | 78          | 1,217       | 1          | 0            | 4        | 4        | 0                 |
|           | 2Q2005 | 102         | 1,201       | 0          | 0            | 0        | 3        | 0                 |
|           | 3Q2005 | 116         | 1,234       | 0          | 0            | 0        | 2        | 0                 |
|           | CY2005 | 100         | 954         | 0          | 0            | 0        | 15       | 0                 |
| Bradford  | 1Q2005 | 223         | 1,797       | 11         | 0            | 0        | 3        | 0                 |
|           | 2Q2005 | 206         | 1,790       | 10         | 0            | 0        | 5        | 0                 |
|           | 3Q2005 | 189         | 1,769       | 14         | 0            | 0        | 0        | 0                 |
|           | CY2005 | 214         | 2,017       | 13         | 0            | 0        | 1        | 0                 |
| Brevard   | 1Q2005 | 24,860      | 34,277      | 671        | 5,068        | 22,090   | 17,696   | 0                 |
|           | 2Q2005 | 24,880      | 33,831      | 631        | 4,742        | 23,015   | 18,630   | 0                 |
|           | 3Q2005 | 25,174      | 32,288      | 639        | 4,674        | 23,085   | 19,491   | 0                 |
|           | CY2005 | 25,592      | 32,281      | 611        | 4,512        | 23,295   | 20,336   | 0                 |
| Broward   | 1Q2005 | 88,113      | 204,363     | 25,038     | 30,361       | 71,439   | 101,410  | 7,310             |
|           | 2Q2005 | 86,135      | 201,997     | 25,186     | 28,368       | 72,877   | 101,655  | 7,366             |
|           | 3Q2005 | 83,904      | 201,583     | 25,232     | 27,763       | 75,261   | 100,559  | 7,312             |
|           | CY2005 | 83,443      | 206,684     | 25,479     | 25,928       | 75,989   | 100,672  | 7,339             |
| Calhoun   | 1Q2005 | 336         | 744         | 0          | 145          | 354      | 1        | 0                 |
|           | 2Q2005 | 314         | 726         | 0          | 137          | 348      | 0        | 0                 |
|           | 3Q2005 | 309         | 723         | 0          | 143          | 343      | 10       | 0                 |
|           | CY2005 | 321         | 712         | 0          | 149          | 369      | 9        | 0                 |
| Charlotte | 1Q2005 | 3,252       | 9,251       | 194        | 1,804        | 1        | 2,979    | 0                 |
|           | 2Q2005 | 3,024       | 9,255       | 189        | 1,699        | 0        | 3,029    | 0                 |
|           | 3Q2005 | 2,725       | 8,906       | 175        | 1,688        | 0        | 3,233    | 0                 |
|           | CY2005 | 2,797       | 8,574       | 168        | 1,558        | 0        | 3,428    | 0                 |
| Citrus    | 1Q2005 | 346         | 1,156       | 65         | 1,319        | 3,882    | 28       | 2                 |
|           | 2Q2005 | 344         | 1,190       | 64         | 1,218        | 4,284    | 32       | 2                 |
|           | 3Q2005 | 336         | 1,216       | 65         | 1,203        | 4,534    | 28       | 0                 |
|           | CY2005 | 397         | 2,393       | 61         | 1,137        | 4,820    | 32       | 0                 |
| Clay      | 1Q2005 | 5,277       | 15,108      | 131        | 1            | 0        | 26       | 0                 |
|           | 2Q2005 | 5,175       | 14,826      | 110        | 2            | 0        | 31       | 0                 |
|           | 3Q2005 | 5,093       | 14,527      | 98         | 3            | 0        | 118      | 0                 |
|           | CY2005 | 5,844       | 19,063      | 100        | 5            | 0        | 230      | 0                 |
| Collier   | 1Q2005 | 272         | 1,704       | 15         | 4,589        | 5        | 23       | 0                 |
|           | 2Q2005 | 238         | 1,894       | 15         | 4,291        | 5        | 29       | 0                 |
|           | 3Q2005 | 202         | 1,867       | 13         | 4,178        | 0        | 16       | 0                 |
|           | CY2005 | 332         | 1,323       | 13         | 3,911        | 0        | 119      | 0                 |
| Columbia  | 1Q2005 | 631         | 2,983       | 23         | 547          | 0        | 8        | 26                |
|           | 2Q2005 | 647         | 3,014       | 23         | 546          | 0        | 7        | 32                |
|           | 3Q2005 | 597         | 3,035       | 22         | 569          | 0        | 10       | 29                |
|           | CY2005 | 626         | 3,337       | 21         | 570          | 0        | 16       | 34                |

# Managed Care Enrollment by Market Segment by County at Quarter End as of December 31, 2005

|           |        |        |         |     |       |        |       |     |
|-----------|--------|--------|---------|-----|-------|--------|-------|-----|
| De Soto   | 1Q2005 | 133    | 807     | 4   | 426   | 2      | 6     | 0   |
|           | 2Q2005 | 121    | 809     | 4   | 376   | 0      | 7     | 0   |
|           | 3Q2005 | 101    | 811     | 5   | 351   | 0      | 4     | 0   |
|           | CY2005 | 140    | 834     | 5   | 314   | 0      | 5     | 0   |
| Dixie     | 1Q2005 | 162    | 341     | 5   | 124   | 3      | 0     | 0   |
|           | 2Q2005 | 149    | 346     | 3   | 122   | 0      | 2     | 0   |
|           | 3Q2005 | 147    | 359     | 3   | 118   | 0      | 0     | 0   |
|           | CY2005 | 138    | 437     | 3   | 126   | 0      | 3     | 0   |
| Duval     | 1Q2005 | 37,109 | 125,507 | 599 | 6,236 | 39,950 | 7,101 | 0   |
|           | 2Q2005 | 36,710 | 122,430 | 564 | 5,803 | 41,223 | 7,501 | 0   |
|           | 3Q2005 | 36,908 | 121,602 | 529 | 5,833 | 42,644 | 8,468 | 0   |
|           | CY2005 | 33,948 | 118,095 | 523 | 5,405 | 43,039 | 9,271 | 0   |
| Escambia  | 1Q2005 | 7,024  | 23,307  | 164 | 2,434 | 16,068 | 2,869 | 0   |
|           | 2Q2005 | 6,381  | 22,469  | 147 | 2,363 | 15,878 | 2,924 | 0   |
|           | 3Q2005 | 5,834  | 21,936  | 146 | 2,301 | 15,877 | 3,037 | 0   |
|           | CY2005 | 4,628  | 12,263  | 146 | 2,221 | 15,905 | 3,171 | 0   |
| Flagler   | 1Q2005 | 1,403  | 5,786   | 14  | 1,173 | 0      | 4,659 | 0   |
|           | 2Q2005 | 1,433  | 5,954   | 13  | 1,119 | 14     | 4,740 | 0   |
|           | 3Q2005 | 1,421  | 6,255   | 13  | 933   | 14     | 4,822 | 0   |
|           | CY2005 | 1,587  | 6,702   | 15  | 1,015 | 14     | 4,874 | 0   |
| Franklin  | 1Q2005 | 465    | 217     | 1   | 190   | 0      | 0     | 1   |
|           | 2Q2005 | 432    | 218     | 1   | 170   | 0      | 0     | 1   |
|           | 3Q2005 | 435    | 241     | 0   | 169   | 0      | 1     | 1   |
|           | CY2005 | 426    | 260     | 0   | 173   | 0      | 4     | 1   |
| Gadsden   | 1Q2005 | 1,973  | 12,205  | 0   | 349   | 4,217  | 965   | 290 |
|           | 2Q2005 | 1,908  | 12,185  | 0   | 314   | 4,298  | 1,069 | 301 |
|           | 3Q2005 | 1,872  | 11,556  | 0   | 321   | 4,389  | 1,111 | 303 |
|           | CY2005 | 1,896  | 12,105  | 0   | 321   | 4,427  | 1,154 | 304 |
| Gilchrist | 1Q2005 | 168    | 590     | 3   | 228   | 0      | 0     | 8   |
|           | 2Q2005 | 148    | 599     | 3   | 224   | 0      | 1     | 8   |
|           | 3Q2005 | 145    | 610     | 4   | 209   | 0      | 1     | 8   |
|           | CY2005 | 181    | 813     | 4   | 204   | 0      | 5     | 8   |
| Glades    | 1Q2005 | 45     | 209     | 1   | 0     | 0      | 3     | 0   |
|           | 2Q2005 | 51     | 201     | 1   | 0     | 0      | 2     | 0   |
|           | 3Q2005 | 49     | 225     | 1   | 0     | 0      | 4     | 0   |
|           | CY2005 | 29     | 216     | 1   | 0     | 0      | 3     | 0   |
| Gulf      | 1Q2005 | 0      | 2       | 0   | 0     | 0      | 1     | 0   |
|           | 2Q2005 | 0      | 3       | 0   | 0     | 0      | 1     | 0   |
|           | 3Q2005 | 0      | 0       | 0   | 0     | 0      | 0     | 0   |
|           | CY2005 | 0      | 2       | 0   | 0     | 0      | 1     | 0   |
| Hamilton  | 1Q2005 | 30     | 668     | 0   | 74    | 0      | 4     | 0   |
|           | 2Q2005 | 27     | 666     | 1   | 65    | 0      | 1     | 0   |
|           | 3Q2005 | 28     | 655     | 1   | 77    | 0      | 0     | 5   |
|           | CY2005 | 43     | 660     | 1   | 65    | 0      | 0     | 5   |
| Hardee    | 1Q2005 | 45     | 143     | 0   | 0     | 3      | 1     | 0   |
|           | 2Q2005 | 43     | 148     | 0   | 0     | 0      | 1     | 0   |
|           | 3Q2005 | 38     | 152     | 0   | 0     | 0      | 1     | 0   |
|           | CY2005 | 41     | 96      | 0   | 0     | 0      | 4     | 0   |
| Hendry    | 1Q2005 | 558    | 541     | 14  | 0     | 1,409  | 12    | 0   |
|           | 2Q2005 | 409    | 483     | 13  | 0     | 1,497  | 16    | 0   |
|           | 3Q2005 | 383    | 469     | 13  | 0     | 1,547  | 13    | 0   |
|           | CY2005 | 432    | 688     | 9   | 0     | 1,777  | 12    | 0   |

# Managed Care Enrollment by Market Segment by County at Quarter End as of December 31, 2005

|              |        |        |         |       |        |        |        |       |
|--------------|--------|--------|---------|-------|--------|--------|--------|-------|
| Hernando     | 1Q2005 | 2,026  | 8,856   | 204   | 2,042  | 8,151  | 11,104 | 0     |
|              | 2Q2005 | 2,238  | 9,559   | 191   | 1,978  | 8,256  | 11,584 | 0     |
|              | 3Q2005 | 2,040  | 9,791   | 176   | 1,991  | 8,531  | 12,271 | 0     |
|              | CY2005 | 2,022  | 10,752  | 173   | 1,977  | 8,928  | 13,122 | 0     |
| Highlands    | 1Q2005 | 145    | 260     | 15    | 1,205  | 3,212  | 31     | 0     |
|              | 2Q2005 | 137    | 248     | 15    | 1,115  | 3,133  | 29     | 0     |
|              | 3Q2005 | 126    | 259     | 14    | 1,101  | 3,200  | 22     | 0     |
|              | CY2005 | 154    | 335     | 11    | 1,084  | 3,176  | 30     | 0     |
| Hillsborough | 1Q2005 | 34,388 | 108,700 | 1,417 | 10,761 | 71,402 | 35,916 | 0     |
|              | 2Q2005 | 32,798 | 108,628 | 1,372 | 9,970  | 71,913 | 36,302 | 0     |
|              | 3Q2005 | 32,044 | 108,198 | 1,393 | 9,898  | 71,365 | 36,605 | 0     |
|              | CY2005 | 31,795 | 113,639 | 1,366 | 9,626  | 72,004 | 38,960 | 0     |
| Holmes       | 1Q2005 | 32     | 386     | 0     | 0      | 0      | 2      | 0     |
|              | 2Q2005 | 32     | 375     | 0     | 0      | 0      | 1      | 0     |
|              | 3Q2005 | 38     | 385     | 0     | 0      | 0      | 1      | 0     |
|              | CY2005 | 48     | 438     | 0     | 0      | 1      | 2      | 0     |
| Indian River | 1Q2005 | 412    | 2,599   | 10    | 0      | 20     | 2,587  | 2     |
|              | 2Q2005 | 439    | 2,639   | 11    | 0      | 20     | 2,681  | 2     |
|              | 3Q2005 | 467    | 2,554   | 15    | 0      | 21     | 2,731  | 2     |
|              | CY2005 | 625    | 2,663   | 14    | 0      | 25     | 2,716  | 2     |
| Jackson      | 1Q2005 | 10     | 0       | 1     | 0      | 2      | 3      | 0     |
|              | 2Q2005 | 2      | 0       | 1     | 0      | 0      | 1      | 0     |
|              | 3Q2005 | 0      | 0       | 1     | 0      | 0      | 2      | 0     |
|              | CY2005 | 2      | 2       | 1     | 0      | 0      | 10     | 0     |
| Jefferson    | 1Q2005 | 847    | 3,549   | 0     | 99     | 969    | 300    | 91    |
|              | 2Q2005 | 829    | 3,497   | 0     | 96     | 969    | 317    | 95    |
|              | 3Q2005 | 834    | 3,450   | 0     | 90     | 980    | 325    | 99    |
|              | CY2005 | 855    | 3,471   | 0     | 90     | 1,007  | 359    | 91    |
| Lafayette    | 1Q2005 | 18     | 93      | 0     | 72     | 0      | 2      | 0     |
|              | 2Q2005 | 18     | 96      | 0     | 59     | 0      | 0      | 0     |
|              | 3Q2005 | 17     | 94      | 0     | 65     | 0      | 0      | 0     |
|              | CY2005 | 28     | 83      | 0     | 67     | 0      | 1      | 0     |
| Lake         | 1Q2005 | 6,086  | 11,673  | 344   | 2,617  | 11,989 | 58     | 0     |
|              | 2Q2005 | 5,767  | 10,456  | 317   | 2,508  | 12,170 | 70     | 0     |
|              | 3Q2005 | 5,522  | 10,092  | 312   | 2,519  | 12,820 | 156    | 0     |
|              | CY2005 | 5,303  | 12,173  | 317   | 2,448  | 13,071 | 458    | 0     |
| Lee          | 1Q2005 | 21,867 | 35,529  | 744   | 6,811  | 22,392 | 6,334  | 7     |
|              | 2Q2005 | 21,131 | 35,310  | 701   | 6,370  | 23,538 | 6,775  | 7     |
|              | 3Q2005 | 20,006 | 36,135  | 690   | 6,425  | 24,100 | 7,534  | 7     |
|              | CY2005 | 19,021 | 36,842  | 665   | 6,229  | 24,808 | 8,267  | 3     |
| Leon         | 1Q2005 | 17,339 | 79,815  | 1     | 1,281  | 9,926  | 4,547  | 1,994 |
|              | 2Q2005 | 16,895 | 78,955  | 0     | 1,186  | 10,214 | 4,702  | 1,982 |
|              | 3Q2005 | 16,617 | 79,185  | 0     | 1,216  | 10,384 | 4,870  | 1,993 |
|              | CY2005 | 16,384 | 77,656  | 0     | 1,165  | 10,745 | 4,856  | 1,943 |
| Levy         | 1Q2005 | 518    | 1,704   | 21    | 491    | 0      | 9      | 18    |
|              | 2Q2005 | 525    | 1,697   | 22    | 479    | 0      | 15     | 20    |
|              | 3Q2005 | 450    | 1,650   | 20    | 482    | 0      | 5      | 20    |
|              | CY2005 | 516    | 2,081   | 17    | 477    | 0      | 14     | 21    |
| Liberty      | 1Q2005 | 146    | 896     | 0     | 81     | 275    | 1      | 8     |
|              | 2Q2005 | 136    | 883     | 0     | 79     | 254    | 1      | 8     |
|              | 3Q2005 | 149    | 893     | 0     | 72     | 262    | 4      | 8     |
|              | CY2005 | 140    | 924     | 0     | 66     | 278    | 8      | 8     |

# Managed Care Enrollment by Market Segment by County at Quarter End as of December 31, 2005

|            |        |         |         |        |        |         |         |       |
|------------|--------|---------|---------|--------|--------|---------|---------|-------|
| Madison    | 1Q2005 | 292     | 1,061   | 2      | 202    | 1,313   | 3       | 6     |
|            | 2Q2005 | 281     | 1,038   | 2      | 182    | 1,368   | 2       | 6     |
|            | 3Q2005 | 263     | 1,002   | 3      | 175    | 1,434   | 2       | 6     |
|            | CY2005 | 192     | 1,017   | 3      | 177    | 1,523   | 3       | 6     |
| Manatee    | 1Q2005 | 7,885   | 47,315  | 216    | 2,534  | 15,050  | 3,939   | 0     |
|            | 2Q2005 | 7,746   | 45,830  | 202    | 2,366  | 15,472  | 4,528   | 0     |
|            | 3Q2005 | 7,481   | 45,906  | 200    | 2,382  | 15,673  | 5,067   | 0     |
|            | CY2005 | 7,673   | 45,352  | 170    | 2,274  | 15,662  | 5,893   | 0     |
| Marion     | 1Q2005 | 2,642   | 7,732   | 116    | 3,485  | 10,076  | 46      | 74    |
|            | 2Q2005 | 2,417   | 7,357   | 118    | 3,367  | 10,266  | 58      | 75    |
|            | 3Q2005 | 2,194   | 7,321   | 114    | 3,398  | 10,757  | 427     | 75    |
|            | CY2005 | 2,194   | 8,396   | 109    | 3,307  | 11,184  | 1,390   | 77    |
| Martin     | 1Q2005 | 5,978   | 7,253   | 342    | 1,406  | 2,708   | 2,727   | 4     |
|            | 2Q2005 | 5,234   | 6,262   | 329    | 1,288  | 2,851   | 2,736   | 4     |
|            | 3Q2005 | 4,844   | 6,061   | 322    | 1,275  | 2,875   | 2,869   | 4     |
|            | CY2005 | 3,639   | 5,765   | 306    | 1,196  | 3,101   | 2,942   | 5     |
| Miami-Dade | 1Q2005 | 112,453 | 305,465 | 59,481 | 46,461 | 146,238 | 152,785 | 7,919 |
|            | 2Q2005 | 109,289 | 305,580 | 60,472 | 44,402 | 148,636 | 157,172 | 7,752 |
|            | 3Q2005 | 107,512 | 303,061 | 60,681 | 43,776 | 150,729 | 157,057 | 7,681 |
|            | CY2005 | 105,346 | 295,428 | 59,985 | 40,250 | 153,654 | 160,800 | 7,611 |
| Monroe     | 1Q2005 | 132     | 268     | 5      | 0      | 0       | 28      | 0     |
|            | 2Q2005 | 119     | 211     | 4      | 0      | 0       | 37      | 0     |
|            | 3Q2005 | 89      | 175     | 6      | 0      | 0       | 23      | 0     |
|            | CY2005 | 60      | 196     | 4      | 0      | 0       | 19      | 0     |
| Nassau     | 1Q2005 | 1,968   | 6,739   | 69     | 2      | 0       | 1,066   | 0     |
|            | 2Q2005 | 2,028   | 6,663   | 56     | 2      | 0       | 1,091   | 0     |
|            | 3Q2005 | 2,076   | 6,797   | 43     | 0      | 0       | 1,118   | 0     |
|            | CY2005 | 2,504   | 8,798   | 48     | 0      | 0       | 1,172   | 0     |
| Okaloosa   | 1Q2005 | 505     | 945     | 17     | 0      | 0       | 6       | 0     |
|            | 2Q2005 | 422     | 970     | 15     | 0      | 0       | 3       | 0     |
|            | 3Q2005 | 400     | 850     | 16     | 0      | 0       | 31      | 0     |
|            | CY2005 | 407     | 661     | 16     | 0      | 0       | 71      | 0     |
| Okeechobee | 1Q2005 | 657     | 1,329   | 33     | 0      | 1       | 645     | 0     |
|            | 2Q2005 | 565     | 1,351   | 32     | 0      | 1       | 650     | 0     |
|            | 3Q2005 | 568     | 1,311   | 29     | 0      | 1       | 730     | 0     |
|            | CY2005 | 565     | 1,422   | 29     | 0      | 1       | 827     | 0     |
| Orange     | 1Q2005 | 31,343  | 96,038  | 1,332  | 12,683 | 76,901  | 14,333  | 0     |
|            | 2Q2005 | 28,346  | 92,578  | 1,302  | 11,552 | 77,419  | 15,153  | 1     |
|            | 3Q2005 | 26,915  | 91,856  | 1,312  | 11,265 | 75,520  | 16,557  | 1     |
|            | CY2005 | 25,656  | 91,866  | 1,285  | 10,764 | 73,300  | 17,475  | 0     |
| Osceola    | 1Q2005 | 4,935   | 17,281  | 197    | 3,265  | 22,601  | 5,204   | 0     |
|            | 2Q2005 | 4,618   | 16,737  | 188    | 3,027  | 22,787  | 5,438   | 0     |
|            | 3Q2005 | 4,486   | 16,629  | 183    | 3,106  | 22,961  | 5,972   | 0     |
|            | CY2005 | 4,454   | 17,761  | 171    | 3,101  | 22,900  | 6,322   | 0     |
| Other      | 1Q2005 | 1       | 16      | 13     | 0      | 35      | 0       | 6     |
|            | 2Q2005 | 1       | 12      | 17     | 0      | 16      | 0       | 9     |
|            | 3Q2005 | 3       | 711     | 12     | 0      | 64      | 15      | 0     |
|            | CY2005 | 1       | 734     | 10     | 0      | 5,990   | 3       | 0     |
| Palm Beach | 1Q2005 | 59,188  | 113,280 | 6,695  | 17,743 | 47,808  | 64,744  | 2,553 |
|            | 2Q2005 | 56,118  | 112,813 | 6,401  | 16,788 | 51,067  | 65,014  | 2,531 |
|            | 3Q2005 | 54,067  | 110,304 | 6,031  | 16,523 | 51,468  | 64,794  | 2,439 |
|            | CY2005 | 51,768  | 109,321 | 5,772  | 15,790 | 51,497  | 64,854  | 2,345 |

# Managed Care Enrollment by Market Segment by County at Quarter End as of December 31, 2005

|            |        |        |         |       |       |        |        |    |
|------------|--------|--------|---------|-------|-------|--------|--------|----|
| Pasco      | 1Q2005 | 9,361  | 36,728  | 560   | 4,882 | 19,229 | 27,549 | 0  |
|            | 2Q2005 | 9,013  | 36,172  | 574   | 4,597 | 19,424 | 27,718 | 1  |
|            | 3Q2005 | 8,783  | 36,585  | 569   | 4,588 | 19,556 | 28,804 | 1  |
|            | CY2005 | 8,813  | 35,090  | 539   | 4,467 | 20,518 | 28,485 | 0  |
| Pinellas   | 1Q2005 | 30,168 | 101,085 | 1,648 | 6,991 | 38,741 | 43,475 | 33 |
|            | 2Q2005 | 28,053 | 98,161  | 1,636 | 6,476 | 38,773 | 43,828 | 31 |
|            | 3Q2005 | 27,534 | 95,247  | 1,646 | 6,491 | 39,011 | 45,191 | 29 |
|            | CY2005 | 26,689 | 95,385  | 1,479 | 6,262 | 39,506 | 47,345 | 30 |
| Polk       | 1Q2005 | 5,577  | 18,432  | 184   | 4,880 | 42,084 | 4,971  | 0  |
|            | 2Q2005 | 4,883  | 18,068  | 167   | 4,602 | 42,553 | 6,365  | 0  |
|            | 3Q2005 | 4,654  | 17,610  | 177   | 4,579 | 42,155 | 8,650  | 3  |
|            | CY2005 | 4,875  | 22,457  | 179   | 4,529 | 43,012 | 10,765 | 0  |
| Putnam     | 1Q2005 | 101    | 269     | 3     | 575   | 3,463  | 16     | 0  |
|            | 2Q2005 | 66     | 345     | 3     | 530   | 3,522  | 16     | 0  |
|            | 3Q2005 | 49     | 341     | 4     | 522   | 3,730  | 14     | 0  |
|            | CY2005 | 181    | 593     | 3     | 519   | 4,036  | 23     | 0  |
| Santa Rosa | 1Q2005 | 2,957  | 8,790   | 78    | 0     | 3,243  | 1,544  | 0  |
|            | 2Q2005 | 2,686  | 8,584   | 76    | 0     | 3,259  | 1,575  | 0  |
|            | 3Q2005 | 1,913  | 4,154   | 82    | 0     | 3,052  | 1,626  | 0  |
|            | CY2005 | 2,636  | 10,067  | 69    | 1,395 | 3,098  | 1,631  | 0  |
| Sarasota   | 1Q2005 | 14,717 | 23,035  | 342   | 4,074 | 10,552 | 4,360  | 0  |
|            | 2Q2005 | 14,376 | 22,728  | 306   | 3,721 | 11,043 | 4,709  | 0  |
|            | 3Q2005 | 14,952 | 12,986  | 188   | 3,546 | 11,427 | 5,245  | 0  |
|            | CY2005 | 13,949 | 22,199  | 292   | 3,453 | 11,839 | 5,932  | 0  |
| Seminole   | 1Q2005 | 14,812 | 40,758  | 678   | 4,138 | 16,628 | 5,362  | 1  |
|            | 2Q2005 | 13,292 | 40,115  | 634   | 3,873 | 16,942 | 5,694  | 1  |
|            | 3Q2005 | 12,102 | 44,622  | 259   | 3,927 | 16,830 | 6,103  | 1  |
|            | CY2005 | 12,169 | 41,738  | 556   | 3,799 | 16,722 | 6,420  | 0  |
| St. Johns  | 1Q2005 | 4,673  | 7,214   | 112   | 715   | 0      | 450    | 0  |
|            | 2Q2005 | 4,672  | 7,293   | 109   | 659   | 0      | 561    | 0  |
|            | 3Q2005 | 5,973  | 16,709  | 301   | 621   | 0      | 636    | 0  |
|            | CY2005 | 5,836  | 10,021  | 102   | 581   | 0      | 755    | 0  |
| St. Lucie  | 1Q2005 | 3,883  | 6,581   | 878   | 0     | 31     | 4,508  | 14 |
|            | 2Q2005 | 3,566  | 6,064   | 757   | 0     | 25     | 4,516  | 14 |
|            | 3Q2005 | 2,763  | 5,243   | 1,127 | 0     | 31     | 4,669  | 20 |
|            | CY2005 | 4,063  | 8,418   | 279   | 0     | 35     | 4,728  | 21 |
| Sumter     | 1Q2005 | 235    | 449     | 28    | 0     | 0      | 20     | 0  |
|            | 2Q2005 | 221    | 491     | 25    | 0     | 0      | 26     | 0  |
|            | 3Q2005 | 228    | 395     | 26    | 0     | 0      | 20     | 0  |
|            | CY2005 | 227    | 691     | 23    | 0     | 0      | 46     | 0  |
| Suwannee   | 1Q2005 | 248    | 2,147   | 7     | 445   | 0      | 6      | 16 |
|            | 2Q2005 | 223    | 2,131   | 6     | 419   | 0      | 6      | 16 |
|            | 3Q2005 | 206    | 2,160   | 5     | 424   | 0      | 7      | 20 |
|            | CY2005 | 306    | 2,138   | 5     | 391   | 0      | 17     | 21 |
| Taylor     | 1Q2005 | 26     | 93      | 0     | 0     | 0      | 2      | 0  |
|            | 2Q2005 | 18     | 80      | 0     | 0     | 0      | 4      | 0  |
|            | 3Q2005 | 23     | 81      | 0     | 0     | 0      | 4      | 0  |
|            | CY2005 | 29     | 86      | 0     | 0     | 0      | 7      | 0  |
| Union      | 1Q2005 | 17     | 1,165   | 53    | 62    | 0      | 0      | 0  |
|            | 2Q2005 | 9      | 1,203   | 43    | 55    | 0      | 0      | 0  |
|            | 3Q2005 | 11     | 1,271   | 1     | 60    | 0      | 0      | 0  |
|            | CY2005 | 41     | 1,333   | 1     | 61    | 0      | 1      | 0  |

## Managed Care Enrollment by Market Segment by County at Quarter End as of December 31, 2005

|            |        |        |        |     |       |        |        |     |
|------------|--------|--------|--------|-----|-------|--------|--------|-----|
| Volusia    | 1Q2005 | 13,416 | 46,804 | 351 | 8,134 | 22,092 | 32,353 | 0   |
|            | 2Q2005 | 12,728 | 47,025 | 327 | 7,706 | 22,003 | 32,491 | 0   |
|            | 3Q2005 | 12,492 | 48,109 | 325 | 6,738 | 22,682 | 32,608 | 0   |
|            | CY2005 | 12,536 | 50,914 | 327 | 6,462 | 22,981 | 32,676 | 0   |
| Wakulla    | 1Q2005 | 1,772  | 8,192  | 0   | 249   | 1,029  | 603    | 337 |
|            | 2Q2005 | 1,785  | 8,165  | 0   | 238   | 1,038  | 651    | 338 |
|            | 3Q2005 | 1,750  | 8,181  | 0   | 239   | 1,053  | 672    | 334 |
|            | CY2005 | 1,731  | 8,357  | 0   | 213   | 1,078  | 686    | 336 |
| Walton     | 1Q2005 | 43     | 92     | 4   | 0     | 0      | 1      | 0   |
|            | 2Q2005 | 48     | 99     | 5   | 0     | 0      | 0      | 0   |
|            | 3Q2005 | 49     | 91     | 5   | 0     | 0      | 0      | 0   |
|            | CY2005 | 62     | 266    | 5   | 0     | 0      | 6      | 0   |
| Washington | 1Q2005 | 0      | 6      | 0   | 0     | 0      | 1      | 0   |
|            | 2Q2005 | 0      | 2      | 0   | 0     | 0      | 1      | 0   |
|            | 3Q2005 | 0      | 2      | 0   | 0     | 0      | 0      | 0   |
|            | CY2005 | 1      | 2      | 0   | 0     | 0      | 1      | 0   |

# Managed Care Enrollment by Company by Market Segment by County at Quarter End as of December 31, 2005

| AETNA HEALTH INC. |        | NAIC Company Code |             |            |              |          |          | 95088             |
|-------------------|--------|-------------------|-------------|------------|--------------|----------|----------|-------------------|
|                   |        | SMALL GROUP       | LARGE GROUP | INDIVIDUAL | HEALTHY KIDS | MEDICAID | MEDICARE | FEDERAL EMPLOYEES |
| Alachua           | 1Q2005 | 0                 | 0           | 0          | 0            | 0        | 0        | 0                 |
|                   | 2Q2005 | 78                | 147         | 0          | 0            | 0        | 0        | 0                 |
|                   | 3Q2005 | 96                | 171         | 0          | 0            | 0        | 0        | 0                 |
|                   | CY2005 | 98                | 238         | 0          | 0            | 0        | 0        | 0                 |
| Baker             | 1Q2005 | 424               | 1,488       | 0          | 0            | 0        | 0        | 0                 |
|                   | 2Q2005 | 458               | 1,525       | 0          | 0            | 0        | 0        | 0                 |
|                   | 3Q2005 | 463               | 1,543       | 0          | 0            | 0        | 0        | 0                 |
|                   | CY2005 | 480               | 1,305       | 0          | 0            | 0        | 0        | 0                 |
| Bay               | 1Q2005 | 0                 | 0           | 0          | 0            | 0        | 0        | 0                 |
|                   | 2Q2005 | 0                 | 0           | 0          | 0            | 0        | 0        | 0                 |
|                   | 3Q2005 | 0                 | 0           | 0          | 0            | 0        | 0        | 0                 |
|                   | CY2005 | 0                 | 0           | 0          | 0            | 0        | 0        | 0                 |
| Bradford          | 1Q2005 | 0                 | 0           | 0          | 0            | 0        | 0        | 0                 |
|                   | 2Q2005 | 0                 | 0           | 0          | 0            | 0        | 0        | 0                 |
|                   | 3Q2005 | 0                 | 0           | 0          | 0            | 0        | 0        | 0                 |
|                   | CY2005 | 0                 | 0           | 0          | 0            | 0        | 0        | 0                 |
| Brevard           | 1Q2005 | 4,491             | 9,833       | 0          | 0            | 0        | 0        | 0                 |
|                   | 2Q2005 | 4,510             | 9,913       | 0          | 0            | 0        | 0        | 0                 |
|                   | 3Q2005 | 4,577             | 9,479       | 0          | 0            | 0        | 0        | 0                 |
|                   | CY2005 | 4,444             | 9,471       | 0          | 0            | 0        | 0        | 0                 |
| Broward           | 1Q2005 | 27,597            | 34,108      | 0          | 0            | 0        | 0        | 0                 |
|                   | 2Q2005 | 28,403            | 33,984      | 0          | 0            | 0        | 0        | 0                 |
|                   | 3Q2005 | 28,598            | 34,128      | 0          | 0            | 0        | 0        | 0                 |
|                   | CY2005 | 28,835            | 33,146      | 0          | 0            | 0        | 0        | 0                 |
| Calhoun           | 1Q2005 | 0                 | 0           | 0          | 0            | 0        | 0        | 0                 |
|                   | 2Q2005 | 0                 | 0           | 0          | 0            | 0        | 0        | 0                 |
|                   | 3Q2005 | 0                 | 0           | 0          | 0            | 0        | 0        | 0                 |
|                   | CY2005 | 0                 | 0           | 0          | 0            | 0        | 0        | 0                 |
| Charlotte         | 1Q2005 | 806               | 2,288       | 0          | 0            | 0        | 0        | 0                 |
|                   | 2Q2005 | 837               | 2,241       | 0          | 0            | 0        | 0        | 0                 |
|                   | 3Q2005 | 847               | 2,153       | 0          | 0            | 0        | 0        | 0                 |
|                   | CY2005 | 837               | 2,161       | 0          | 0            | 0        | 0        | 0                 |
| Citrus            | 1Q2005 | 0                 | 0           | 0          | 0            | 0        | 0        | 0                 |
|                   | 2Q2005 | 0                 | 0           | 0          | 0            | 0        | 0        | 0                 |
|                   | 3Q2005 | 0                 | 0           | 0          | 0            | 0        | 0        | 0                 |
|                   | CY2005 | 0                 | 0           | 0          | 0            | 0        | 0        | 0                 |
| Clay              | 1Q2005 | 2,719             | 8,343       | 0          | 0            | 0        | 0        | 0                 |
|                   | 2Q2005 | 2,893             | 8,320       | 0          | 0            | 0        | 0        | 0                 |
|                   | 3Q2005 | 3,161             | 8,642       | 0          | 0            | 0        | 0        | 0                 |
|                   | CY2005 | 3,385             | 8,858       | 0          | 0            | 0        | 0        | 0                 |
| Collier           | 1Q2005 | 0                 | 0           | 0          | 0            | 0        | 0        | 0                 |
|                   | 2Q2005 | 0                 | 0           | 0          | 0            | 0        | 0        | 0                 |
|                   | 3Q2005 | 0                 | 0           | 0          | 0            | 0        | 0        | 0                 |
|                   | CY2005 | 0                 | 0           | 0          | 0            | 0        | 0        | 0                 |
| Columbia          | 1Q2005 | 0                 | 0           | 0          | 0            | 0        | 0        | 0                 |
|                   | 2Q2005 | 0                 | 0           | 0          | 0            | 0        | 0        | 0                 |
|                   | 3Q2005 | 0                 | 0           | 0          | 0            | 0        | 0        | 0                 |
|                   | CY2005 | 0                 | 0           | 0          | 0            | 0        | 0        | 0                 |

# Managed Care Enrollment by Company by Market Segment by County at Quarter End as of December 31, 2005

|           |        |        |        |   |   |   |   |   |
|-----------|--------|--------|--------|---|---|---|---|---|
| De Soto   | 1Q2005 | 0      | 0      | 0 | 0 | 0 | 0 | 0 |
|           | 2Q2005 | 0      | 0      | 0 | 0 | 0 | 0 | 0 |
|           | 3Q2005 | 0      | 0      | 0 | 0 | 0 | 0 | 0 |
|           | CY2005 | 0      | 0      | 0 | 0 | 0 | 0 | 0 |
| Dixie     | 1Q2005 | 0      | 0      | 0 | 0 | 0 | 0 | 0 |
|           | 2Q2005 | 0      | 0      | 0 | 0 | 0 | 0 | 0 |
|           | 3Q2005 | 0      | 0      | 0 | 0 | 0 | 0 | 0 |
|           | CY2005 | 0      | 0      | 0 | 0 | 0 | 0 | 0 |
| Duval     | 1Q2005 | 16,180 | 53,631 | 0 | 0 | 0 | 0 | 0 |
|           | 2Q2005 | 17,269 | 52,869 | 0 | 0 | 0 | 0 | 0 |
|           | 3Q2005 | 18,581 | 54,718 | 0 | 0 | 0 | 0 | 0 |
|           | CY2005 | 19,732 | 54,150 | 0 | 0 | 0 | 0 | 0 |
| Escambia  | 1Q2005 | 0      | 0      | 0 | 0 | 0 | 0 | 0 |
|           | 2Q2005 | 0      | 0      | 0 | 0 | 0 | 0 | 0 |
|           | 3Q2005 | 0      | 0      | 0 | 0 | 0 | 0 | 0 |
|           | CY2005 | 0      | 0      | 0 | 0 | 0 | 0 | 0 |
| Flagler   | 1Q2005 | 333    | 674    | 0 | 0 | 0 | 0 | 0 |
|           | 2Q2005 | 327    | 769    | 0 | 0 | 0 | 0 | 0 |
|           | 3Q2005 | 329    | 826    | 0 | 0 | 0 | 0 | 0 |
|           | CY2005 | 370    | 794    | 0 | 0 | 0 | 0 | 0 |
| Franklin  | 1Q2005 | 0      | 0      | 0 | 0 | 0 | 0 | 0 |
|           | 2Q2005 | 0      | 0      | 0 | 0 | 0 | 0 | 0 |
|           | 3Q2005 | 0      | 0      | 0 | 0 | 0 | 0 | 0 |
|           | CY2005 | 0      | 0      | 0 | 0 | 0 | 0 | 0 |
| Gadsden   | 1Q2005 | 0      | 0      | 0 | 0 | 0 | 0 | 0 |
|           | 2Q2005 | 0      | 0      | 0 | 0 | 0 | 0 | 0 |
|           | 3Q2005 | 0      | 0      | 0 | 0 | 0 | 0 | 0 |
|           | CY2005 | 0      | 0      | 0 | 0 | 0 | 0 | 0 |
| Gilchrist | 1Q2005 | 0      | 0      | 0 | 0 | 0 | 0 | 0 |
|           | 2Q2005 | 0      | 0      | 0 | 0 | 0 | 0 | 0 |
|           | 3Q2005 | 0      | 0      | 0 | 0 | 0 | 0 | 0 |
|           | CY2005 | 0      | 0      | 0 | 0 | 0 | 0 | 0 |
| Glades    | 1Q2005 | 0      | 0      | 0 | 0 | 0 | 0 | 0 |
|           | 2Q2005 | 0      | 0      | 0 | 0 | 0 | 0 | 0 |
|           | 3Q2005 | 0      | 0      | 0 | 0 | 0 | 0 | 0 |
|           | CY2005 | 0      | 0      | 0 | 0 | 0 | 0 | 0 |
| Gulf      | 1Q2005 | 0      | 0      | 0 | 0 | 0 | 0 | 0 |
|           | 2Q2005 | 0      | 0      | 0 | 0 | 0 | 0 | 0 |
|           | 3Q2005 | 0      | 0      | 0 | 0 | 0 | 0 | 0 |
|           | CY2005 | 0      | 0      | 0 | 0 | 0 | 0 | 0 |
| Hamilton  | 1Q2005 | 0      | 0      | 0 | 0 | 0 | 0 | 0 |
|           | 2Q2005 | 0      | 0      | 0 | 0 | 0 | 0 | 0 |
|           | 3Q2005 | 0      | 0      | 0 | 0 | 0 | 0 | 0 |
|           | CY2005 | 0      | 0      | 0 | 0 | 0 | 0 | 0 |
| Hardee    | 1Q2005 | 0      | 0      | 0 | 0 | 0 | 0 | 0 |
|           | 2Q2005 | 0      | 0      | 0 | 0 | 0 | 0 | 0 |
|           | 3Q2005 | 0      | 0      | 0 | 0 | 0 | 0 | 0 |
|           | CY2005 | 0      | 0      | 0 | 0 | 0 | 0 | 0 |
| Hendry    | 1Q2005 | 0      | 0      | 0 | 0 | 0 | 0 | 0 |
|           | 2Q2005 | 0      | 0      | 0 | 0 | 0 | 0 | 0 |
|           | 3Q2005 | 0      | 0      | 0 | 0 | 0 | 0 | 0 |
|           | CY2005 | 0      | 0      | 0 | 0 | 0 | 0 | 0 |

# Managed Care Enrollment by Company by Market Segment by County at Quarter End as of December 31, 2005

|              |        |        |        |   |   |   |   |   |
|--------------|--------|--------|--------|---|---|---|---|---|
| Hernando     | 1Q2005 | 0      | 0      | 0 | 0 | 0 | 0 | 0 |
|              | 2Q2005 | 462    | 1,290  | 0 | 0 | 0 | 0 | 0 |
|              | 3Q2005 | 511    | 1,360  | 0 | 0 | 0 | 0 | 0 |
|              | CY2005 | 544    | 1,432  | 0 | 0 | 0 | 0 | 0 |
| Highlands    | 1Q2005 | 0      | 0      | 0 | 0 | 0 | 0 | 0 |
|              | 2Q2005 | 0      | 0      | 0 | 0 | 0 | 0 | 0 |
|              | 3Q2005 | 0      | 0      | 0 | 0 | 0 | 0 | 0 |
|              | CY2005 | 0      | 0      | 0 | 0 | 0 | 0 | 0 |
| Hillsborough | 1Q2005 | 18,058 | 31,301 | 0 | 0 | 0 | 0 | 0 |
|              | 2Q2005 | 18,651 | 30,641 | 0 | 0 | 0 | 0 | 0 |
|              | 3Q2005 | 18,822 | 31,112 | 0 | 0 | 0 | 0 | 0 |
|              | CY2005 | 19,271 | 31,541 | 0 | 0 | 0 | 1 | 0 |
| Holmes       | 1Q2005 | 0      | 0      | 0 | 0 | 0 | 0 | 0 |
|              | 2Q2005 | 0      | 0      | 0 | 0 | 0 | 0 | 0 |
|              | 3Q2005 | 0      | 0      | 0 | 0 | 0 | 0 | 0 |
|              | CY2005 | 0      | 0      | 0 | 0 | 0 | 0 | 0 |
| Indian River | 1Q2005 | 50     | 192    | 0 | 0 | 0 | 0 | 0 |
|              | 2Q2005 | 47     | 210    | 0 | 0 | 0 | 0 | 0 |
|              | 3Q2005 | 56     | 210    | 0 | 0 | 0 | 0 | 0 |
|              | CY2005 | 52     | 201    | 0 | 0 | 0 | 0 | 0 |
| Jackson      | 1Q2005 | 0      | 0      | 0 | 0 | 0 | 0 | 0 |
|              | 2Q2005 | 0      | 0      | 0 | 0 | 0 | 0 | 0 |
|              | 3Q2005 | 0      | 0      | 0 | 0 | 0 | 0 | 0 |
|              | CY2005 | 0      | 0      | 0 | 0 | 0 | 0 | 0 |
| Jefferson    | 1Q2005 | 0      | 0      | 0 | 0 | 0 | 0 | 0 |
|              | 2Q2005 | 0      | 0      | 0 | 0 | 0 | 0 | 0 |
|              | 3Q2005 | 0      | 0      | 0 | 0 | 0 | 0 | 0 |
|              | CY2005 | 0      | 0      | 0 | 0 | 0 | 0 | 0 |
| Lafayette    | 1Q2005 | 0      | 0      | 0 | 0 | 0 | 0 | 0 |
|              | 2Q2005 | 0      | 0      | 0 | 0 | 0 | 0 | 0 |
|              | 3Q2005 | 0      | 0      | 0 | 0 | 0 | 0 | 0 |
|              | CY2005 | 0      | 0      | 0 | 0 | 0 | 0 | 0 |
| Lake         | 1Q2005 | 1,565  | 3,208  | 0 | 0 | 0 | 0 | 0 |
|              | 2Q2005 | 1,683  | 3,186  | 0 | 0 | 0 | 0 | 0 |
|              | 3Q2005 | 1,646  | 3,229  | 0 | 0 | 0 | 0 | 0 |
|              | CY2005 | 1,705  | 3,240  | 0 | 0 | 0 | 0 | 0 |
| Lee          | 1Q2005 | 8,759  | 10,432 | 0 | 0 | 0 | 0 | 0 |
|              | 2Q2005 | 8,547  | 10,342 | 0 | 0 | 0 | 0 | 0 |
|              | 3Q2005 | 8,522  | 10,786 | 0 | 0 | 0 | 0 | 0 |
|              | CY2005 | 8,457  | 10,888 | 0 | 0 | 0 | 1 | 0 |
| Leon         | 1Q2005 | 0      | 0      | 0 | 0 | 0 | 0 | 0 |
|              | 2Q2005 | 0      | 0      | 0 | 0 | 0 | 0 | 0 |
|              | 3Q2005 | 0      | 0      | 0 | 0 | 0 | 0 | 0 |
|              | CY2005 | 0      | 0      | 0 | 0 | 0 | 0 | 0 |
| Levy         | 1Q2005 | 0      | 0      | 0 | 0 | 0 | 0 | 0 |
|              | 2Q2005 | 0      | 0      | 0 | 0 | 0 | 0 | 0 |
|              | 3Q2005 | 0      | 0      | 0 | 0 | 0 | 0 | 0 |
|              | CY2005 | 0      | 0      | 0 | 0 | 0 | 0 | 0 |
| Liberty      | 1Q2005 | 0      | 0      | 0 | 0 | 0 | 0 | 0 |
|              | 2Q2005 | 0      | 0      | 0 | 0 | 0 | 0 | 0 |
|              | 3Q2005 | 0      | 0      | 0 | 0 | 0 | 0 | 0 |
|              | CY2005 | 0      | 0      | 0 | 0 | 0 | 0 | 0 |

# Managed Care Enrollment by Company by Market Segment by County at Quarter End as of December 31, 2005

|            |        |        |        |   |   |   |   |   |
|------------|--------|--------|--------|---|---|---|---|---|
| Madison    | 1Q2005 | 0      | 0      | 0 | 0 | 0 | 0 | 0 |
|            | 2Q2005 | 0      | 0      | 0 | 0 | 0 | 0 | 0 |
|            | 3Q2005 | 0      | 0      | 0 | 0 | 0 | 0 | 0 |
|            | CY2005 | 0      | 0      | 0 | 0 | 0 | 0 | 0 |
| Manatee    | 1Q2005 | 6,157  | 9,307  | 0 | 0 | 0 | 0 | 0 |
|            | 2Q2005 | 6,348  | 9,211  | 0 | 0 | 0 | 0 | 0 |
|            | 3Q2005 | 6,235  | 9,224  | 0 | 0 | 0 | 0 | 0 |
|            | CY2005 | 6,410  | 9,333  | 0 | 0 | 0 | 0 | 0 |
| Marion     | 1Q2005 | 194    | 1,466  | 0 | 0 | 0 | 0 | 0 |
|            | 2Q2005 | 213    | 1,425  | 0 | 0 | 0 | 0 | 0 |
|            | 3Q2005 | 187    | 1,488  | 0 | 0 | 0 | 0 | 0 |
|            | CY2005 | 218    | 1,614  | 0 | 0 | 0 | 0 | 0 |
| Martin     | 1Q2005 | 374    | 650    | 0 | 0 | 0 | 0 | 0 |
|            | 2Q2005 | 382    | 667    | 0 | 0 | 0 | 0 | 0 |
|            | 3Q2005 | 400    | 655    | 0 | 0 | 0 | 1 | 0 |
|            | CY2005 | 391    | 633    | 0 | 0 | 0 | 1 | 0 |
| Miami-Dade | 1Q2005 | 13,228 | 27,780 | 0 | 0 | 0 | 0 | 0 |
|            | 2Q2005 | 13,986 | 28,663 | 0 | 0 | 0 | 0 | 0 |
|            | 3Q2005 | 14,475 | 29,048 | 0 | 0 | 0 | 0 | 0 |
|            | CY2005 | 14,718 | 28,866 | 0 | 0 | 0 | 0 | 0 |
| Monroe     | 1Q2005 | 0      | 0      | 0 | 0 | 0 | 0 | 0 |
|            | 2Q2005 | 0      | 0      | 0 | 0 | 0 | 0 | 0 |
|            | 3Q2005 | 0      | 0      | 0 | 0 | 0 | 0 | 0 |
|            | CY2005 | 0      | 0      | 0 | 0 | 0 | 0 | 0 |
| Nassau     | 1Q2005 | 1,364  | 2,925  | 0 | 0 | 0 | 0 | 0 |
|            | 2Q2005 | 1,429  | 2,907  | 0 | 0 | 0 | 0 | 0 |
|            | 3Q2005 | 1,549  | 3,002  | 0 | 0 | 0 | 0 | 0 |
|            | CY2005 | 1,688  | 2,967  | 0 | 0 | 0 | 0 | 0 |
| Okaloosa   | 1Q2005 | 0      | 0      | 0 | 0 | 0 | 0 | 0 |
|            | 2Q2005 | 0      | 0      | 0 | 0 | 0 | 0 | 0 |
|            | 3Q2005 | 0      | 0      | 0 | 0 | 0 | 0 | 0 |
|            | CY2005 | 0      | 0      | 0 | 0 | 0 | 0 | 0 |
| Okeechobee | 1Q2005 | 48     | 70     | 0 | 0 | 0 | 0 | 0 |
|            | 2Q2005 | 45     | 82     | 0 | 0 | 0 | 0 | 0 |
|            | 3Q2005 | 47     | 87     | 0 | 0 | 0 | 0 | 0 |
|            | CY2005 | 47     | 72     | 0 | 0 | 0 | 0 | 0 |
| Orange     | 1Q2005 | 13,596 | 30,083 | 0 | 0 | 0 | 0 | 0 |
|            | 2Q2005 | 13,958 | 30,214 | 0 | 0 | 0 | 0 | 0 |
|            | 3Q2005 | 14,263 | 30,774 | 0 | 0 | 0 | 0 | 0 |
|            | CY2005 | 14,386 | 31,062 | 0 | 0 | 0 | 0 | 0 |
| Osceola    | 1Q2005 | 2,605  | 4,065  | 0 | 0 | 0 | 0 | 0 |
|            | 2Q2005 | 2,699  | 4,098  | 0 | 0 | 0 | 0 | 0 |
|            | 3Q2005 | 2,783  | 4,053  | 0 | 0 | 0 | 0 | 0 |
|            | CY2005 | 2,804  | 4,161  | 0 | 0 | 0 | 0 | 0 |
| Other      | 1Q2005 | 0      | 0      | 0 | 0 | 0 | 0 | 0 |
|            | 2Q2005 | 0      | 0      | 0 | 0 | 0 | 0 | 0 |
|            | 3Q2005 | 0      | 0      | 0 | 0 | 0 | 0 | 0 |
|            | CY2005 | 0      | 0      | 0 | 0 | 0 | 0 | 0 |
| Palm Beach | 1Q2005 | 23,565 | 25,332 | 0 | 0 | 0 | 0 | 0 |
|            | 2Q2005 | 24,342 | 26,338 | 0 | 0 | 0 | 0 | 0 |
|            | 3Q2005 | 24,724 | 26,312 | 0 | 0 | 0 | 0 | 0 |
|            | CY2005 | 25,347 | 26,136 | 0 | 0 | 0 | 0 | 0 |

# Managed Care Enrollment by Company by Market Segment by County at Quarter End as of December 31, 2005

|            |        |        |        |   |   |   |    |   |
|------------|--------|--------|--------|---|---|---|----|---|
| Pasco      | 1Q2005 | 4,649  | 11,926 | 0 | 0 | 0 | 0  | 0 |
|            | 2Q2005 | 4,994  | 11,944 | 0 | 0 | 0 | 0  | 0 |
|            | 3Q2005 | 5,134  | 12,065 | 0 | 0 | 0 | 0  | 0 |
|            | CY2005 | 5,277  | 12,035 | 0 | 0 | 0 | 0  | 0 |
| Pinellas   | 1Q2005 | 14,724 | 55,273 | 0 | 0 | 0 | 0  | 0 |
|            | 2Q2005 | 15,312 | 55,743 | 0 | 0 | 0 | 0  | 0 |
|            | 3Q2005 | 15,909 | 54,819 | 0 | 0 | 0 | 5  | 0 |
|            | CY2005 | 16,144 | 56,571 | 0 | 0 | 0 | 25 | 0 |
| Polk       | 1Q2005 | 1,663  | 9,260  | 0 | 0 | 0 | 0  | 0 |
|            | 2Q2005 | 1,755  | 9,407  | 0 | 0 | 0 | 0  | 0 |
|            | 3Q2005 | 1,873  | 9,629  | 0 | 0 | 0 | 0  | 0 |
|            | CY2005 | 2,058  | 10,077 | 0 | 0 | 0 | 0  | 0 |
| Putnam     | 1Q2005 | 0      | 0      | 0 | 0 | 0 | 0  | 0 |
|            | 2Q2005 | 0      | 0      | 0 | 0 | 0 | 0  | 0 |
|            | 3Q2005 | 0      | 0      | 0 | 0 | 0 | 0  | 0 |
|            | CY2005 | 0      | 0      | 0 | 0 | 0 | 0  | 0 |
| Santa Rosa | 1Q2005 | 0      | 0      | 0 | 0 | 0 | 0  | 0 |
|            | 2Q2005 | 0      | 0      | 0 | 0 | 0 | 0  | 0 |
|            | 3Q2005 | 0      | 0      | 0 | 0 | 0 | 0  | 0 |
|            | CY2005 | 0      | 0      | 0 | 0 | 0 | 0  | 0 |
| Sarasota   | 1Q2005 | 12,044 | 10,914 | 0 | 0 | 0 | 0  | 0 |
|            | 2Q2005 | 11,981 | 10,852 | 0 | 0 | 0 | 0  | 0 |
|            | 3Q2005 | 12,064 | 10,630 | 0 | 0 | 0 | 0  | 0 |
|            | CY2005 | 12,129 | 10,556 | 0 | 0 | 0 | 0  | 0 |
| Seminole   | 1Q2005 | 6,130  | 11,419 | 0 | 0 | 0 | 0  | 0 |
|            | 2Q2005 | 6,265  | 11,365 | 0 | 0 | 0 | 0  | 0 |
|            | 3Q2005 | 6,276  | 11,551 | 0 | 0 | 0 | 0  | 0 |
|            | CY2005 | 6,268  | 11,660 | 0 | 0 | 0 | 0  | 0 |
| St. Johns  | 1Q2005 | 2,891  | 4,580  | 0 | 0 | 0 | 0  | 0 |
|            | 2Q2005 | 2,994  | 4,718  | 0 | 0 | 0 | 0  | 0 |
|            | 3Q2005 | 3,215  | 5,059  | 0 | 0 | 0 | 0  | 0 |
|            | CY2005 | 3,379  | 4,922  | 0 | 0 | 0 | 0  | 0 |
| St. Lucie  | 1Q2005 | 347    | 518    | 0 | 0 | 0 | 0  | 0 |
|            | 2Q2005 | 385    | 653    | 0 | 0 | 0 | 0  | 0 |
|            | 3Q2005 | 389    | 682    | 0 | 0 | 0 | 0  | 0 |
|            | CY2005 | 390    | 684    | 0 | 0 | 0 | 0  | 0 |
| Sumter     | 1Q2005 | 0      | 0      | 0 | 0 | 0 | 0  | 0 |
|            | 2Q2005 | 0      | 0      | 0 | 0 | 0 | 0  | 0 |
|            | 3Q2005 | 0      | 0      | 0 | 0 | 0 | 0  | 0 |
|            | CY2005 | 0      | 0      | 0 | 0 | 0 | 0  | 0 |
| Suwannee   | 1Q2005 | 0      | 0      | 0 | 0 | 0 | 0  | 0 |
|            | 2Q2005 | 0      | 0      | 0 | 0 | 0 | 0  | 0 |
|            | 3Q2005 | 0      | 0      | 0 | 0 | 0 | 0  | 0 |
|            | CY2005 | 0      | 0      | 0 | 0 | 0 | 0  | 0 |
| Taylor     | 1Q2005 | 0      | 0      | 0 | 0 | 0 | 0  | 0 |
|            | 2Q2005 | 0      | 0      | 0 | 0 | 0 | 0  | 0 |
|            | 3Q2005 | 0      | 0      | 0 | 0 | 0 | 0  | 0 |
|            | CY2005 | 0      | 0      | 0 | 0 | 0 | 0  | 0 |
| Union      | 1Q2005 | 0      | 0      | 0 | 0 | 0 | 0  | 0 |
|            | 2Q2005 | 0      | 0      | 0 | 0 | 0 | 0  | 0 |
|            | 3Q2005 | 0      | 0      | 0 | 0 | 0 | 0  | 0 |
|            | CY2005 | 0      | 0      | 0 | 0 | 0 | 0  | 0 |

# Managed Care Enrollment by Company by Market Segment by County at Quarter End as of December 31, 2005

|            |        |       |       |   |   |   |   |   |
|------------|--------|-------|-------|---|---|---|---|---|
| Volusia    | 1Q2005 | 4,624 | 7,423 | 0 | 0 | 0 | 0 | 0 |
|            | 2Q2005 | 4,617 | 7,607 | 0 | 0 | 0 | 0 | 0 |
|            | 3Q2005 | 4,712 | 7,866 | 0 | 0 | 0 | 0 | 0 |
|            | CY2005 | 4,676 | 8,004 | 0 | 0 | 0 | 0 | 0 |
| Wakulla    | 1Q2005 | 0     | 0     | 0 | 0 | 0 | 0 | 0 |
|            | 2Q2005 | 0     | 0     | 0 | 0 | 0 | 0 | 0 |
|            | 3Q2005 | 0     | 0     | 0 | 0 | 0 | 0 | 0 |
|            | CY2005 | 0     | 0     | 0 | 0 | 0 | 0 | 0 |
| Walton     | 1Q2005 | 0     | 0     | 0 | 0 | 0 | 0 | 0 |
|            | 2Q2005 | 0     | 0     | 0 | 0 | 0 | 0 | 0 |
|            | 3Q2005 | 0     | 0     | 0 | 0 | 0 | 0 | 0 |
|            | CY2005 | 0     | 0     | 0 | 0 | 0 | 0 | 0 |
| Washington | 1Q2005 | 0     | 0     | 0 | 0 | 0 | 0 | 0 |
|            | 2Q2005 | 0     | 0     | 0 | 0 | 0 | 0 | 0 |
|            | 3Q2005 | 0     | 0     | 0 | 0 | 0 | 0 | 0 |
|            | CY2005 | 0     | 0     | 0 | 0 | 0 | 0 | 0 |

# Managed Care Enrollment by Company by Market Segment by County at Quarter End as of December 31, 2005

**AMERICA'S HEALTH CHOICE MEDICAL PLANS, INC.**

**NAIC Company Code**

**11122**

|           |        | SMALL GROUP | LARGE GROUP | INDIVIDUAL | HEALTHY KIDS | MEDICAID | MEDICARE | FEDERAL EMPLOYEES |
|-----------|--------|-------------|-------------|------------|--------------|----------|----------|-------------------|
| Alachua   | 1Q2005 | 0           | 0           | 0          | 0            | 0        | 0        | 0                 |
|           | 2Q2005 | 0           | 0           | 0          | 0            | 0        | 0        | 0                 |
|           | 3Q2005 | 0           | 0           | 0          | 0            | 0        | 0        | 0                 |
|           | CY2005 | 0           | 0           | 0          | 0            | 0        | 0        | 0                 |
| Baker     | 1Q2005 | 0           | 0           | 0          | 0            | 0        | 0        | 0                 |
|           | 2Q2005 | 0           | 0           | 0          | 0            | 0        | 0        | 0                 |
|           | 3Q2005 | 0           | 0           | 0          | 0            | 0        | 0        | 0                 |
|           | CY2005 | 0           | 0           | 0          | 0            | 0        | 0        | 0                 |
| Bay       | 1Q2005 | 0           | 0           | 0          | 0            | 0        | 0        | 0                 |
|           | 2Q2005 | 0           | 0           | 0          | 0            | 0        | 0        | 0                 |
|           | 3Q2005 | 0           | 0           | 0          | 0            | 0        | 0        | 0                 |
|           | CY2005 | 0           | 0           | 0          | 0            | 0        | 0        | 0                 |
| Bradford  | 1Q2005 | 0           | 0           | 0          | 0            | 0        | 0        | 0                 |
|           | 2Q2005 | 0           | 0           | 0          | 0            | 0        | 0        | 0                 |
|           | 3Q2005 | 0           | 0           | 0          | 0            | 0        | 0        | 0                 |
|           | CY2005 | 0           | 0           | 0          | 0            | 0        | 0        | 0                 |
| Brevard   | 1Q2005 | 0           | 0           | 0          | 0            | 0        | 399      | 0                 |
|           | 2Q2005 | 0           | 0           | 0          | 0            | 0        | 403      | 0                 |
|           | 3Q2005 | 0           | 0           | 0          | 0            | 0        | 394      | 0                 |
|           | CY2005 | 0           | 0           | 0          | 0            | 0        | 387      | 0                 |
| Broward   | 1Q2005 | 0           | 0           | 0          | 0            | 18       | 1,853    | 0                 |
|           | 2Q2005 | 0           | 0           | 0          | 0            | 15       | 1,902    | 0                 |
|           | 3Q2005 | 0           | 0           | 0          | 0            | 17       | 2,049    | 0                 |
|           | CY2005 | 0           | 0           | 0          | 0            | 16       | 1,853    | 0                 |
| Calhoun   | 1Q2005 | 0           | 0           | 0          | 0            | 0        | 0        | 0                 |
|           | 2Q2005 | 0           | 0           | 0          | 0            | 0        | 0        | 0                 |
|           | 3Q2005 | 0           | 0           | 0          | 0            | 0        | 0        | 0                 |
|           | CY2005 | 0           | 0           | 0          | 0            | 0        | 0        | 0                 |
| Charlotte | 1Q2005 | 0           | 0           | 0          | 0            | 0        | 0        | 0                 |
|           | 2Q2005 | 0           | 0           | 0          | 0            | 0        | 0        | 0                 |
|           | 3Q2005 | 0           | 0           | 0          | 0            | 0        | 0        | 0                 |
|           | CY2005 | 0           | 0           | 0          | 0            | 0        | 0        | 0                 |
| Citrus    | 1Q2005 | 0           | 0           | 0          | 0            | 0        | 0        | 0                 |
|           | 2Q2005 | 0           | 0           | 0          | 0            | 0        | 0        | 0                 |
|           | 3Q2005 | 0           | 0           | 0          | 0            | 0        | 0        | 0                 |
|           | CY2005 | 0           | 0           | 0          | 0            | 0        | 0        | 0                 |
| Clay      | 1Q2005 | 0           | 0           | 0          | 0            | 0        | 0        | 0                 |
|           | 2Q2005 | 0           | 0           | 0          | 0            | 0        | 0        | 0                 |
|           | 3Q2005 | 0           | 0           | 0          | 0            | 0        | 0        | 0                 |
|           | CY2005 | 0           | 0           | 0          | 0            | 0        | 0        | 0                 |
| Collier   | 1Q2005 | 0           | 0           | 0          | 0            | 0        | 0        | 0                 |
|           | 2Q2005 | 0           | 0           | 0          | 0            | 0        | 0        | 0                 |
|           | 3Q2005 | 0           | 0           | 0          | 0            | 0        | 0        | 0                 |
|           | CY2005 | 0           | 0           | 0          | 0            | 0        | 0        | 0                 |
| Columbia  | 1Q2005 | 0           | 0           | 0          | 0            | 0        | 0        | 0                 |
|           | 2Q2005 | 0           | 0           | 0          | 0            | 0        | 0        | 0                 |
|           | 3Q2005 | 0           | 0           | 0          | 0            | 0        | 0        | 0                 |
|           | CY2005 | 0           | 0           | 0          | 0            | 0        | 0        | 0                 |

# Managed Care Enrollment by Company by Market Segment by County at Quarter End as of December 31, 2005

|           |        |   |   |   |   |   |   |   |
|-----------|--------|---|---|---|---|---|---|---|
| De Soto   | 1Q2005 | 0 | 0 | 0 | 0 | 0 | 0 | 0 |
|           | 2Q2005 | 0 | 0 | 0 | 0 | 0 | 0 | 0 |
|           | 3Q2005 | 0 | 0 | 0 | 0 | 0 | 0 | 0 |
|           | CY2005 | 0 | 0 | 0 | 0 | 0 | 0 | 0 |
| Dixie     | 1Q2005 | 0 | 0 | 0 | 0 | 0 | 0 | 0 |
|           | 2Q2005 | 0 | 0 | 0 | 0 | 0 | 0 | 0 |
|           | 3Q2005 | 0 | 0 | 0 | 0 | 0 | 0 | 0 |
|           | CY2005 | 0 | 0 | 0 | 0 | 0 | 0 | 0 |
| Duval     | 1Q2005 | 0 | 0 | 0 | 0 | 0 | 0 | 0 |
|           | 2Q2005 | 0 | 0 | 0 | 0 | 0 | 0 | 0 |
|           | 3Q2005 | 0 | 0 | 0 | 0 | 0 | 0 | 0 |
|           | CY2005 | 0 | 0 | 0 | 0 | 0 | 0 | 0 |
| Escambia  | 1Q2005 | 0 | 0 | 0 | 0 | 0 | 0 | 0 |
|           | 2Q2005 | 0 | 0 | 0 | 0 | 0 | 0 | 0 |
|           | 3Q2005 | 0 | 0 | 0 | 0 | 0 | 0 | 0 |
|           | CY2005 | 0 | 0 | 0 | 0 | 0 | 0 | 0 |
| Flagler   | 1Q2005 | 0 | 0 | 0 | 0 | 0 | 0 | 0 |
|           | 2Q2005 | 0 | 0 | 0 | 0 | 0 | 0 | 0 |
|           | 3Q2005 | 0 | 0 | 0 | 0 | 0 | 0 | 0 |
|           | CY2005 | 0 | 0 | 0 | 0 | 0 | 0 | 0 |
| Franklin  | 1Q2005 | 0 | 0 | 0 | 0 | 0 | 0 | 0 |
|           | 2Q2005 | 0 | 0 | 0 | 0 | 0 | 0 | 0 |
|           | 3Q2005 | 0 | 0 | 0 | 0 | 0 | 0 | 0 |
|           | CY2005 | 0 | 0 | 0 | 0 | 0 | 0 | 0 |
| Gadsden   | 1Q2005 | 0 | 0 | 0 | 0 | 0 | 0 | 0 |
|           | 2Q2005 | 0 | 0 | 0 | 0 | 0 | 0 | 0 |
|           | 3Q2005 | 0 | 0 | 0 | 0 | 0 | 0 | 0 |
|           | CY2005 | 0 | 0 | 0 | 0 | 0 | 0 | 0 |
| Gilchrist | 1Q2005 | 0 | 0 | 0 | 0 | 0 | 0 | 0 |
|           | 2Q2005 | 0 | 0 | 0 | 0 | 0 | 0 | 0 |
|           | 3Q2005 | 0 | 0 | 0 | 0 | 0 | 0 | 0 |
|           | CY2005 | 0 | 0 | 0 | 0 | 0 | 0 | 0 |
| Glades    | 1Q2005 | 0 | 0 | 0 | 0 | 0 | 0 | 0 |
|           | 2Q2005 | 0 | 0 | 0 | 0 | 0 | 0 | 0 |
|           | 3Q2005 | 0 | 0 | 0 | 0 | 0 | 0 | 0 |
|           | CY2005 | 0 | 0 | 0 | 0 | 0 | 0 | 0 |
| Gulf      | 1Q2005 | 0 | 0 | 0 | 0 | 0 | 0 | 0 |
|           | 2Q2005 | 0 | 0 | 0 | 0 | 0 | 0 | 0 |
|           | 3Q2005 | 0 | 0 | 0 | 0 | 0 | 0 | 0 |
|           | CY2005 | 0 | 0 | 0 | 0 | 0 | 0 | 0 |
| Hamilton  | 1Q2005 | 0 | 0 | 0 | 0 | 0 | 0 | 0 |
|           | 2Q2005 | 0 | 0 | 0 | 0 | 0 | 0 | 0 |
|           | 3Q2005 | 0 | 0 | 0 | 0 | 0 | 0 | 0 |
|           | CY2005 | 0 | 0 | 0 | 0 | 0 | 0 | 0 |
| Hardee    | 1Q2005 | 0 | 0 | 0 | 0 | 0 | 0 | 0 |
|           | 2Q2005 | 0 | 0 | 0 | 0 | 0 | 0 | 0 |
|           | 3Q2005 | 0 | 0 | 0 | 0 | 0 | 0 | 0 |
|           | CY2005 | 0 | 0 | 0 | 0 | 0 | 0 | 0 |
| Hendry    | 1Q2005 | 0 | 0 | 0 | 0 | 0 | 0 | 0 |
|           | 2Q2005 | 0 | 0 | 0 | 0 | 0 | 0 | 0 |
|           | 3Q2005 | 0 | 0 | 0 | 0 | 0 | 0 | 0 |
|           | CY2005 | 0 | 0 | 0 | 0 | 0 | 0 | 0 |

# Managed Care Enrollment by Company by Market Segment by County at Quarter End as of December 31, 2005

|              |        |   |   |   |   |    |       |   |
|--------------|--------|---|---|---|---|----|-------|---|
| Hernando     | 1Q2005 | 0 | 0 | 0 | 0 | 0  | 0     | 0 |
|              | 2Q2005 | 0 | 0 | 0 | 0 | 0  | 0     | 0 |
|              | 3Q2005 | 0 | 0 | 0 | 0 | 0  | 0     | 0 |
|              | CY2005 | 0 | 0 | 0 | 0 | 0  | 0     | 0 |
| Highlands    | 1Q2005 | 0 | 0 | 0 | 0 | 0  | 0     | 0 |
|              | 2Q2005 | 0 | 0 | 0 | 0 | 0  | 0     | 0 |
|              | 3Q2005 | 0 | 0 | 0 | 0 | 0  | 0     | 0 |
|              | CY2005 | 0 | 0 | 0 | 0 | 0  | 0     | 0 |
| Hillsborough | 1Q2005 | 0 | 0 | 0 | 0 | 0  | 0     | 0 |
|              | 2Q2005 | 0 | 0 | 0 | 0 | 0  | 0     | 0 |
|              | 3Q2005 | 0 | 0 | 0 | 0 | 0  | 0     | 0 |
|              | CY2005 | 0 | 0 | 0 | 0 | 0  | 0     | 0 |
| Holmes       | 1Q2005 | 0 | 0 | 0 | 0 | 0  | 0     | 0 |
|              | 2Q2005 | 0 | 0 | 0 | 0 | 0  | 0     | 0 |
|              | 3Q2005 | 0 | 0 | 0 | 0 | 0  | 0     | 0 |
|              | CY2005 | 0 | 0 | 0 | 0 | 0  | 0     | 0 |
| Indian River | 1Q2005 | 0 | 0 | 0 | 0 | 19 | 1,926 | 0 |
|              | 2Q2005 | 0 | 0 | 0 | 0 | 20 | 2,014 | 0 |
|              | 3Q2005 | 0 | 0 | 0 | 0 | 21 | 2,051 | 0 |
|              | CY2005 | 0 | 0 | 0 | 0 | 25 | 2,009 | 0 |
| Jackson      | 1Q2005 | 0 | 0 | 0 | 0 | 0  | 0     | 0 |
|              | 2Q2005 | 0 | 0 | 0 | 0 | 0  | 0     | 0 |
|              | 3Q2005 | 0 | 0 | 0 | 0 | 0  | 0     | 0 |
|              | CY2005 | 0 | 0 | 0 | 0 | 0  | 0     | 0 |
| Jefferson    | 1Q2005 | 0 | 0 | 0 | 0 | 0  | 0     | 0 |
|              | 2Q2005 | 0 | 0 | 0 | 0 | 0  | 0     | 0 |
|              | 3Q2005 | 0 | 0 | 0 | 0 | 0  | 0     | 0 |
|              | CY2005 | 0 | 0 | 0 | 0 | 0  | 0     | 0 |
| Lafayette    | 1Q2005 | 0 | 0 | 0 | 0 | 0  | 0     | 0 |
|              | 2Q2005 | 0 | 0 | 0 | 0 | 0  | 0     | 0 |
|              | 3Q2005 | 0 | 0 | 0 | 0 | 0  | 0     | 0 |
|              | CY2005 | 0 | 0 | 0 | 0 | 0  | 0     | 0 |
| Lake         | 1Q2005 | 0 | 0 | 0 | 0 | 0  | 0     | 0 |
|              | 2Q2005 | 0 | 0 | 0 | 0 | 0  | 0     | 0 |
|              | 3Q2005 | 0 | 0 | 0 | 0 | 0  | 0     | 0 |
|              | CY2005 | 0 | 0 | 0 | 0 | 0  | 0     | 0 |
| Lee          | 1Q2005 | 0 | 0 | 0 | 0 | 0  | 0     | 0 |
|              | 2Q2005 | 0 | 0 | 0 | 0 | 0  | 0     | 0 |
|              | 3Q2005 | 0 | 0 | 0 | 0 | 0  | 0     | 0 |
|              | CY2005 | 0 | 0 | 0 | 0 | 0  | 0     | 0 |
| Leon         | 1Q2005 | 0 | 0 | 0 | 0 | 0  | 0     | 0 |
|              | 2Q2005 | 0 | 0 | 0 | 0 | 0  | 0     | 0 |
|              | 3Q2005 | 0 | 0 | 0 | 0 | 0  | 0     | 0 |
|              | CY2005 | 0 | 0 | 0 | 0 | 0  | 0     | 0 |
| Levy         | 1Q2005 | 0 | 0 | 0 | 0 | 0  | 0     | 0 |
|              | 2Q2005 | 0 | 0 | 0 | 0 | 0  | 0     | 0 |
|              | 3Q2005 | 0 | 0 | 0 | 0 | 0  | 0     | 0 |
|              | CY2005 | 0 | 0 | 0 | 0 | 0  | 0     | 0 |
| Liberty      | 1Q2005 | 0 | 0 | 0 | 0 | 0  | 0     | 0 |
|              | 2Q2005 | 0 | 0 | 0 | 0 | 0  | 0     | 0 |
|              | 3Q2005 | 0 | 0 | 0 | 0 | 0  | 0     | 0 |
|              | CY2005 | 0 | 0 | 0 | 0 | 0  | 0     | 0 |

# Managed Care Enrollment by Company by Market Segment by County at Quarter End as of December 31, 2005

|            |        |   |   |   |   |   |       |   |
|------------|--------|---|---|---|---|---|-------|---|
| Madison    | 1Q2005 | 0 | 0 | 0 | 0 | 0 | 0     | 0 |
|            | 2Q2005 | 0 | 0 | 0 | 0 | 0 | 0     | 0 |
|            | 3Q2005 | 0 | 0 | 0 | 0 | 0 | 0     | 0 |
|            | CY2005 | 0 | 0 | 0 | 0 | 0 | 0     | 0 |
| Manatee    | 1Q2005 | 0 | 0 | 0 | 0 | 0 | 0     | 0 |
|            | 2Q2005 | 0 | 0 | 0 | 0 | 0 | 0     | 0 |
|            | 3Q2005 | 0 | 0 | 0 | 0 | 0 | 0     | 0 |
|            | CY2005 | 0 | 0 | 0 | 0 | 0 | 0     | 0 |
| Marion     | 1Q2005 | 0 | 0 | 0 | 0 | 0 | 0     | 0 |
|            | 2Q2005 | 0 | 0 | 0 | 0 | 0 | 0     | 0 |
|            | 3Q2005 | 0 | 0 | 0 | 0 | 0 | 0     | 0 |
|            | CY2005 | 0 | 0 | 0 | 0 | 0 | 0     | 0 |
| Martin     | 1Q2005 | 0 | 0 | 0 | 0 | 8 | 2,705 | 0 |
|            | 2Q2005 | 0 | 0 | 0 | 0 | 6 | 2,715 | 0 |
|            | 3Q2005 | 0 | 0 | 0 | 0 | 6 | 2,754 | 0 |
|            | CY2005 | 0 | 0 | 0 | 0 | 7 | 2,602 | 0 |
| Miami-Dade | 1Q2005 | 0 | 0 | 0 | 0 | 0 | 0     | 0 |
|            | 2Q2005 | 0 | 0 | 0 | 0 | 0 | 0     | 0 |
|            | 3Q2005 | 0 | 0 | 0 | 0 | 0 | 0     | 0 |
|            | CY2005 | 0 | 0 | 0 | 0 | 0 | 0     | 0 |
| Monroe     | 1Q2005 | 0 | 0 | 0 | 0 | 0 | 0     | 0 |
|            | 2Q2005 | 0 | 0 | 0 | 0 | 0 | 0     | 0 |
|            | 3Q2005 | 0 | 0 | 0 | 0 | 0 | 0     | 0 |
|            | CY2005 | 0 | 0 | 0 | 0 | 0 | 0     | 0 |
| Nassau     | 1Q2005 | 0 | 0 | 0 | 0 | 0 | 0     | 0 |
|            | 2Q2005 | 0 | 0 | 0 | 0 | 0 | 0     | 0 |
|            | 3Q2005 | 0 | 0 | 0 | 0 | 0 | 0     | 0 |
|            | CY2005 | 0 | 0 | 0 | 0 | 0 | 0     | 0 |
| Okaloosa   | 1Q2005 | 0 | 0 | 0 | 0 | 0 | 0     | 0 |
|            | 2Q2005 | 0 | 0 | 0 | 0 | 0 | 0     | 0 |
|            | 3Q2005 | 0 | 0 | 0 | 0 | 0 | 0     | 0 |
|            | CY2005 | 0 | 0 | 0 | 0 | 0 | 0     | 0 |
| Okeechobee | 1Q2005 | 0 | 0 | 0 | 0 | 0 | 630   | 0 |
|            | 2Q2005 | 0 | 0 | 0 | 0 | 0 | 634   | 0 |
|            | 3Q2005 | 0 | 0 | 0 | 0 | 0 | 659   | 0 |
|            | CY2005 | 0 | 0 | 0 | 0 | 0 | 593   | 0 |
| Orange     | 1Q2005 | 0 | 0 | 0 | 0 | 0 | 0     | 0 |
|            | 2Q2005 | 0 | 0 | 0 | 0 | 0 | 0     | 0 |
|            | 3Q2005 | 0 | 0 | 0 | 0 | 0 | 0     | 0 |
|            | CY2005 | 0 | 0 | 0 | 0 | 0 | 0     | 0 |
| Osceola    | 1Q2005 | 0 | 0 | 0 | 0 | 0 | 0     | 0 |
|            | 2Q2005 | 0 | 0 | 0 | 0 | 0 | 0     | 0 |
|            | 3Q2005 | 0 | 0 | 0 | 0 | 0 | 0     | 0 |
|            | CY2005 | 0 | 0 | 0 | 0 | 0 | 0     | 0 |
| Other      | 1Q2005 | 0 | 0 | 0 | 0 | 0 | 0     | 0 |
|            | 2Q2005 | 0 | 0 | 0 | 0 | 0 | 0     | 0 |
|            | 3Q2005 | 0 | 0 | 0 | 0 | 0 | 0     | 0 |
|            | CY2005 | 0 | 0 | 0 | 0 | 0 | 0     | 0 |
| Palm Beach | 1Q2005 | 0 | 0 | 0 | 0 | 4 | 3,884 | 0 |
|            | 2Q2005 | 0 | 0 | 0 | 0 | 3 | 3,839 | 0 |
|            | 3Q2005 | 0 | 0 | 0 | 0 | 3 | 3,822 | 0 |
|            | CY2005 | 0 | 0 | 0 | 0 | 3 | 3,590 | 0 |

# Managed Care Enrollment by Company by Market Segment by County at Quarter End as of December 31, 2005

|            |        |   |   |   |   |    |       |   |
|------------|--------|---|---|---|---|----|-------|---|
| Pasco      | 1Q2005 | 0 | 0 | 0 | 0 | 0  | 0     | 0 |
|            | 2Q2005 | 0 | 0 | 0 | 0 | 0  | 0     | 0 |
|            | 3Q2005 | 0 | 0 | 0 | 0 | 0  | 0     | 0 |
|            | CY2005 | 0 | 0 | 0 | 0 | 0  | 0     | 0 |
| Pinellas   | 1Q2005 | 0 | 0 | 0 | 0 | 0  | 0     | 0 |
|            | 2Q2005 | 0 | 0 | 0 | 0 | 0  | 0     | 0 |
|            | 3Q2005 | 0 | 0 | 0 | 0 | 0  | 0     | 0 |
|            | CY2005 | 0 | 0 | 0 | 0 | 0  | 0     | 0 |
| Polk       | 1Q2005 | 0 | 0 | 0 | 0 | 0  | 0     | 0 |
|            | 2Q2005 | 0 | 0 | 0 | 0 | 0  | 0     | 0 |
|            | 3Q2005 | 0 | 0 | 0 | 0 | 0  | 0     | 0 |
|            | CY2005 | 0 | 0 | 0 | 0 | 0  | 0     | 0 |
| Putnam     | 1Q2005 | 0 | 0 | 0 | 0 | 0  | 0     | 0 |
|            | 2Q2005 | 0 | 0 | 0 | 0 | 0  | 0     | 0 |
|            | 3Q2005 | 0 | 0 | 0 | 0 | 0  | 0     | 0 |
|            | CY2005 | 0 | 0 | 0 | 0 | 0  | 0     | 0 |
| Santa Rosa | 1Q2005 | 0 | 0 | 0 | 0 | 0  | 0     | 0 |
|            | 2Q2005 | 0 | 0 | 0 | 0 | 0  | 0     | 0 |
|            | 3Q2005 | 0 | 0 | 0 | 0 | 0  | 0     | 0 |
|            | CY2005 | 0 | 0 | 0 | 0 | 0  | 0     | 0 |
| Sarasota   | 1Q2005 | 0 | 0 | 0 | 0 | 0  | 0     | 0 |
|            | 2Q2005 | 0 | 0 | 0 | 0 | 0  | 0     | 0 |
|            | 3Q2005 | 0 | 0 | 0 | 0 | 0  | 0     | 0 |
|            | CY2005 | 0 | 0 | 0 | 0 | 0  | 0     | 0 |
| Seminole   | 1Q2005 | 0 | 0 | 0 | 0 | 0  | 0     | 0 |
|            | 2Q2005 | 0 | 0 | 0 | 0 | 0  | 0     | 0 |
|            | 3Q2005 | 0 | 0 | 0 | 0 | 0  | 0     | 0 |
|            | CY2005 | 0 | 0 | 0 | 0 | 0  | 0     | 0 |
| St. Johns  | 1Q2005 | 0 | 0 | 0 | 0 | 0  | 0     | 0 |
|            | 2Q2005 | 0 | 0 | 0 | 0 | 0  | 0     | 0 |
|            | 3Q2005 | 0 | 0 | 0 | 0 | 0  | 0     | 0 |
|            | CY2005 | 0 | 0 | 0 | 0 | 0  | 0     | 0 |
| St. Lucie  | 1Q2005 | 0 | 0 | 0 | 0 | 30 | 4,462 | 0 |
|            | 2Q2005 | 0 | 0 | 0 | 0 | 25 | 4,470 | 0 |
|            | 3Q2005 | 0 | 0 | 0 | 0 | 31 | 4,489 | 0 |
|            | CY2005 | 0 | 0 | 0 | 0 | 35 | 4,170 | 0 |
| Sumter     | 1Q2005 | 0 | 0 | 0 | 0 | 0  | 0     | 0 |
|            | 2Q2005 | 0 | 0 | 0 | 0 | 0  | 0     | 0 |
|            | 3Q2005 | 0 | 0 | 0 | 0 | 0  | 0     | 0 |
|            | CY2005 | 0 | 0 | 0 | 0 | 0  | 0     | 0 |
| Suwannee   | 1Q2005 | 0 | 0 | 0 | 0 | 0  | 0     | 0 |
|            | 2Q2005 | 0 | 0 | 0 | 0 | 0  | 0     | 0 |
|            | 3Q2005 | 0 | 0 | 0 | 0 | 0  | 0     | 0 |
|            | CY2005 | 0 | 0 | 0 | 0 | 0  | 0     | 0 |
| Taylor     | 1Q2005 | 0 | 0 | 0 | 0 | 0  | 0     | 0 |
|            | 2Q2005 | 0 | 0 | 0 | 0 | 0  | 0     | 0 |
|            | 3Q2005 | 0 | 0 | 0 | 0 | 0  | 0     | 0 |
|            | CY2005 | 0 | 0 | 0 | 0 | 0  | 0     | 0 |
| Union      | 1Q2005 | 0 | 0 | 0 | 0 | 0  | 0     | 0 |
|            | 2Q2005 | 0 | 0 | 0 | 0 | 0  | 0     | 0 |
|            | 3Q2005 | 0 | 0 | 0 | 0 | 0  | 0     | 0 |
|            | CY2005 | 0 | 0 | 0 | 0 | 0  | 0     | 0 |

# Managed Care Enrollment by Company by Market Segment by County at Quarter End as of December 31, 2005

|            |        |   |   |   |   |   |   |   |
|------------|--------|---|---|---|---|---|---|---|
| Volusia    | 1Q2005 | 0 | 0 | 0 | 0 | 0 | 0 | 0 |
|            | 2Q2005 | 0 | 0 | 0 | 0 | 0 | 0 | 0 |
|            | 3Q2005 | 0 | 0 | 0 | 0 | 0 | 0 | 0 |
|            | CY2005 | 0 | 0 | 0 | 0 | 0 | 0 | 0 |
| Wakulla    | 1Q2005 | 0 | 0 | 0 | 0 | 0 | 0 | 0 |
|            | 2Q2005 | 0 | 0 | 0 | 0 | 0 | 0 | 0 |
|            | 3Q2005 | 0 | 0 | 0 | 0 | 0 | 0 | 0 |
|            | CY2005 | 0 | 0 | 0 | 0 | 0 | 0 | 0 |
| Walton     | 1Q2005 | 0 | 0 | 0 | 0 | 0 | 0 | 0 |
|            | 2Q2005 | 0 | 0 | 0 | 0 | 0 | 0 | 0 |
|            | 3Q2005 | 0 | 0 | 0 | 0 | 0 | 0 | 0 |
|            | CY2005 | 0 | 0 | 0 | 0 | 0 | 0 | 0 |
| Washington | 1Q2005 | 0 | 0 | 0 | 0 | 0 | 0 | 0 |
|            | 2Q2005 | 0 | 0 | 0 | 0 | 0 | 0 | 0 |
|            | 3Q2005 | 0 | 0 | 0 | 0 | 0 | 0 | 0 |
|            | CY2005 | 0 | 0 | 0 | 0 | 0 | 0 | 0 |

# Managed Care Enrollment by Company by Market Segment by County at Quarter End as of December 31, 2005

| AMERIGROUP FLORIDA, INC. |        | NAIC Company Code |             |            |              |          |          | 95093             |
|--------------------------|--------|-------------------|-------------|------------|--------------|----------|----------|-------------------|
|                          |        | SMALL GROUP       | LARGE GROUP | INDIVIDUAL | HEALTHY KIDS | MEDICAID | MEDICARE | FEDERAL EMPLOYEES |
| Alachua                  | 1Q2005 | 0                 | 0           | 0          | 0            | 0        | 0        | 0                 |
|                          | 2Q2005 | 0                 | 0           | 0          | 0            | 0        | 0        | 0                 |
|                          | 3Q2005 | 0                 | 0           | 0          | 0            | 0        | 0        | 0                 |
|                          | CY2005 | 0                 | 0           | 0          | 0            | 0        | 0        | 0                 |
| Baker                    | 1Q2005 | 0                 | 0           | 0          | 0            | 0        | 0        | 0                 |
|                          | 2Q2005 | 0                 | 0           | 0          | 0            | 0        | 0        | 0                 |
|                          | 3Q2005 | 0                 | 0           | 0          | 0            | 0        | 0        | 0                 |
|                          | CY2005 | 0                 | 0           | 0          | 0            | 0        | 0        | 0                 |
| Bay                      | 1Q2005 | 0                 | 0           | 0          | 0            | 0        | 0        | 0                 |
|                          | 2Q2005 | 0                 | 0           | 0          | 0            | 0        | 0        | 0                 |
|                          | 3Q2005 | 0                 | 0           | 0          | 0            | 0        | 0        | 0                 |
|                          | CY2005 | 0                 | 0           | 0          | 0            | 0        | 0        | 0                 |
| Bradford                 | 1Q2005 | 0                 | 0           | 0          | 0            | 0        | 0        | 0                 |
|                          | 2Q2005 | 0                 | 0           | 0          | 0            | 0        | 0        | 0                 |
|                          | 3Q2005 | 0                 | 0           | 0          | 0            | 0        | 0        | 0                 |
|                          | CY2005 | 0                 | 0           | 0          | 0            | 0        | 0        | 0                 |
| Brevard                  | 1Q2005 | 0                 | 0           | 0          | 0            | 0        | 0        | 0                 |
|                          | 2Q2005 | 0                 | 0           | 0          | 0            | 0        | 0        | 0                 |
|                          | 3Q2005 | 0                 | 0           | 0          | 0            | 559      | 0        | 0                 |
|                          | CY2005 | 0                 | 0           | 0          | 0            | 1,207    | 0        | 0                 |
| Broward                  | 1Q2005 | 0                 | 0           | 0          | 3,447        | 9,974    | 0        | 1,337             |
|                          | 2Q2005 | 0                 | 0           | 0          | 3,853        | 10,373   | 0        | 0                 |
|                          | 3Q2005 | 0                 | 0           | 0          | 4,421        | 10,489   | 0        | 0                 |
|                          | CY2005 | 0                 | 0           | 0          | 4,611        | 10,463   | 0        | 0                 |
| Calhoun                  | 1Q2005 | 0                 | 0           | 0          | 0            | 0        | 0        | 0                 |
|                          | 2Q2005 | 0                 | 0           | 0          | 0            | 0        | 0        | 0                 |
|                          | 3Q2005 | 0                 | 0           | 0          | 0            | 0        | 0        | 0                 |
|                          | CY2005 | 0                 | 0           | 0          | 0            | 0        | 0        | 0                 |
| Charlotte                | 1Q2005 | 0                 | 0           | 0          | 0            | 0        | 0        | 0                 |
|                          | 2Q2005 | 0                 | 0           | 0          | 0            | 0        | 0        | 0                 |
|                          | 3Q2005 | 0                 | 0           | 0          | 0            | 0        | 0        | 0                 |
|                          | CY2005 | 0                 | 0           | 0          | 0            | 0        | 0        | 0                 |
| Citrus                   | 1Q2005 | 0                 | 0           | 0          | 0            | 0        | 0        | 0                 |
|                          | 2Q2005 | 0                 | 0           | 0          | 0            | 0        | 0        | 0                 |
|                          | 3Q2005 | 0                 | 0           | 0          | 0            | 0        | 0        | 0                 |
|                          | CY2005 | 0                 | 0           | 0          | 0            | 0        | 0        | 0                 |
| Clay                     | 1Q2005 | 0                 | 0           | 0          | 0            | 0        | 0        | 0                 |
|                          | 2Q2005 | 0                 | 0           | 0          | 0            | 0        | 0        | 0                 |
|                          | 3Q2005 | 0                 | 0           | 0          | 0            | 0        | 0        | 0                 |
|                          | CY2005 | 0                 | 0           | 0          | 0            | 0        | 0        | 0                 |
| Collier                  | 1Q2005 | 0                 | 0           | 0          | 0            | 0        | 0        | 0                 |
|                          | 2Q2005 | 0                 | 0           | 0          | 0            | 0        | 0        | 0                 |
|                          | 3Q2005 | 0                 | 0           | 0          | 0            | 0        | 0        | 0                 |
|                          | CY2005 | 0                 | 0           | 0          | 0            | 0        | 0        | 0                 |
| Columbia                 | 1Q2005 | 0                 | 0           | 0          | 0            | 0        | 0        | 0                 |
|                          | 2Q2005 | 0                 | 0           | 0          | 0            | 0        | 0        | 0                 |
|                          | 3Q2005 | 0                 | 0           | 0          | 0            | 0        | 0        | 0                 |
|                          | CY2005 | 0                 | 0           | 0          | 0            | 0        | 0        | 0                 |

# Managed Care Enrollment by Company by Market Segment by County at Quarter End as of December 31, 2005

|           |        |   |   |   |   |   |   |   |
|-----------|--------|---|---|---|---|---|---|---|
| De Soto   | 1Q2005 | 0 | 0 | 0 | 0 | 0 | 0 | 0 |
|           | 2Q2005 | 0 | 0 | 0 | 0 | 0 | 0 | 0 |
|           | 3Q2005 | 0 | 0 | 0 | 0 | 0 | 0 | 0 |
|           | CY2005 | 0 | 0 | 0 | 0 | 0 | 0 | 0 |
| Dixie     | 1Q2005 | 0 | 0 | 0 | 0 | 0 | 0 | 0 |
|           | 2Q2005 | 0 | 0 | 0 | 0 | 0 | 0 | 0 |
|           | 3Q2005 | 0 | 0 | 0 | 0 | 0 | 0 | 0 |
|           | CY2005 | 0 | 0 | 0 | 0 | 0 | 0 | 0 |
| Duval     | 1Q2005 | 0 | 0 | 0 | 0 | 0 | 0 | 0 |
|           | 2Q2005 | 0 | 0 | 0 | 0 | 0 | 0 | 0 |
|           | 3Q2005 | 0 | 0 | 0 | 0 | 0 | 0 | 0 |
|           | CY2005 | 0 | 0 | 0 | 0 | 0 | 0 | 0 |
| Escambia  | 1Q2005 | 0 | 0 | 0 | 0 | 0 | 0 | 0 |
|           | 2Q2005 | 0 | 0 | 0 | 0 | 0 | 0 | 0 |
|           | 3Q2005 | 0 | 0 | 0 | 0 | 0 | 0 | 0 |
|           | CY2005 | 0 | 0 | 0 | 0 | 0 | 0 | 0 |
| Flagler   | 1Q2005 | 0 | 0 | 0 | 0 | 0 | 0 | 0 |
|           | 2Q2005 | 0 | 0 | 0 | 0 | 0 | 0 | 0 |
|           | 3Q2005 | 0 | 0 | 0 | 0 | 0 | 0 | 0 |
|           | CY2005 | 0 | 0 | 0 | 0 | 0 | 0 | 0 |
| Franklin  | 1Q2005 | 0 | 0 | 0 | 0 | 0 | 0 | 0 |
|           | 2Q2005 | 0 | 0 | 0 | 0 | 0 | 0 | 0 |
|           | 3Q2005 | 0 | 0 | 0 | 0 | 0 | 0 | 0 |
|           | CY2005 | 0 | 0 | 0 | 0 | 0 | 0 | 0 |
| Gadsden   | 1Q2005 | 0 | 0 | 0 | 0 | 0 | 0 | 0 |
|           | 2Q2005 | 0 | 0 | 0 | 0 | 0 | 0 | 0 |
|           | 3Q2005 | 0 | 0 | 0 | 0 | 0 | 0 | 0 |
|           | CY2005 | 0 | 0 | 0 | 0 | 0 | 0 | 0 |
| Gilchrist | 1Q2005 | 0 | 0 | 0 | 0 | 0 | 0 | 0 |
|           | 2Q2005 | 0 | 0 | 0 | 0 | 0 | 0 | 0 |
|           | 3Q2005 | 0 | 0 | 0 | 0 | 0 | 0 | 0 |
|           | CY2005 | 0 | 0 | 0 | 0 | 0 | 0 | 0 |
| Glades    | 1Q2005 | 0 | 0 | 0 | 0 | 0 | 0 | 0 |
|           | 2Q2005 | 0 | 0 | 0 | 0 | 0 | 0 | 0 |
|           | 3Q2005 | 0 | 0 | 0 | 0 | 0 | 0 | 0 |
|           | CY2005 | 0 | 0 | 0 | 0 | 0 | 0 | 0 |
| Gulf      | 1Q2005 | 0 | 0 | 0 | 0 | 0 | 0 | 0 |
|           | 2Q2005 | 0 | 0 | 0 | 0 | 0 | 0 | 0 |
|           | 3Q2005 | 0 | 0 | 0 | 0 | 0 | 0 | 0 |
|           | CY2005 | 0 | 0 | 0 | 0 | 0 | 0 | 0 |
| Hamilton  | 1Q2005 | 0 | 0 | 0 | 0 | 0 | 0 | 0 |
|           | 2Q2005 | 0 | 0 | 0 | 0 | 0 | 0 | 0 |
|           | 3Q2005 | 0 | 0 | 0 | 0 | 0 | 0 | 0 |
|           | CY2005 | 0 | 0 | 0 | 0 | 0 | 0 | 0 |
| Hardee    | 1Q2005 | 0 | 0 | 0 | 0 | 0 | 0 | 0 |
|           | 2Q2005 | 0 | 0 | 0 | 0 | 0 | 0 | 0 |
|           | 3Q2005 | 0 | 0 | 0 | 0 | 0 | 0 | 0 |
|           | CY2005 | 0 | 0 | 0 | 0 | 0 | 0 | 0 |
| Hendry    | 1Q2005 | 0 | 0 | 0 | 0 | 0 | 0 | 0 |
|           | 2Q2005 | 0 | 0 | 0 | 0 | 0 | 0 | 0 |
|           | 3Q2005 | 0 | 0 | 0 | 0 | 0 | 0 | 0 |
|           | CY2005 | 0 | 0 | 0 | 0 | 0 | 0 | 0 |

# Managed Care Enrollment by Company by Market Segment by County at Quarter End as of December 31, 2005

|              |        |   |   |   |        |        |   |   |
|--------------|--------|---|---|---|--------|--------|---|---|
| Hernando     | 1Q2005 | 0 | 0 | 0 | 0      | 0      | 0 | 0 |
|              | 2Q2005 | 0 | 0 | 0 | 0      | 0      | 0 | 0 |
|              | 3Q2005 | 0 | 0 | 0 | 0      | 0      | 0 | 0 |
|              | CY2005 | 0 | 0 | 0 | 0      | 0      | 0 | 0 |
| Highlands    | 1Q2005 | 0 | 0 | 0 | 0      | 0      | 0 | 0 |
|              | 2Q2005 | 0 | 0 | 0 | 0      | 0      | 0 | 0 |
|              | 3Q2005 | 0 | 0 | 0 | 0      | 0      | 0 | 0 |
|              | CY2005 | 0 | 0 | 0 | 0      | 0      | 0 | 0 |
| Hillsborough | 1Q2005 | 0 | 0 | 0 | 10,027 | 29,444 | 0 | 0 |
|              | 2Q2005 | 0 | 0 | 0 | 9,116  | 29,214 | 0 | 0 |
|              | 3Q2005 | 0 | 0 | 0 | 8,882  | 28,321 | 0 | 0 |
|              | CY2005 | 0 | 0 | 0 | 8,425  | 28,108 | 0 | 0 |
| Holmes       | 1Q2005 | 0 | 0 | 0 | 0      | 0      | 0 | 0 |
|              | 2Q2005 | 0 | 0 | 0 | 0      | 0      | 0 | 0 |
|              | 3Q2005 | 0 | 0 | 0 | 0      | 0      | 0 | 0 |
|              | CY2005 | 0 | 0 | 0 | 0      | 0      | 0 | 0 |
| Indian River | 1Q2005 | 0 | 0 | 0 | 0      | 0      | 0 | 0 |
|              | 2Q2005 | 0 | 0 | 0 | 0      | 0      | 0 | 0 |
|              | 3Q2005 | 0 | 0 | 0 | 0      | 0      | 0 | 0 |
|              | CY2005 | 0 | 0 | 0 | 0      | 0      | 0 | 0 |
| Jackson      | 1Q2005 | 0 | 0 | 0 | 0      | 0      | 0 | 0 |
|              | 2Q2005 | 0 | 0 | 0 | 0      | 0      | 0 | 0 |
|              | 3Q2005 | 0 | 0 | 0 | 0      | 0      | 0 | 0 |
|              | CY2005 | 0 | 0 | 0 | 0      | 0      | 0 | 0 |
| Jefferson    | 1Q2005 | 0 | 0 | 0 | 0      | 0      | 0 | 0 |
|              | 2Q2005 | 0 | 0 | 0 | 0      | 0      | 0 | 0 |
|              | 3Q2005 | 0 | 0 | 0 | 0      | 0      | 0 | 0 |
|              | CY2005 | 0 | 0 | 0 | 0      | 0      | 0 | 0 |
| Lafayette    | 1Q2005 | 0 | 0 | 0 | 0      | 0      | 0 | 0 |
|              | 2Q2005 | 0 | 0 | 0 | 0      | 0      | 0 | 0 |
|              | 3Q2005 | 0 | 0 | 0 | 0      | 0      | 0 | 0 |
|              | CY2005 | 0 | 0 | 0 | 0      | 0      | 0 | 0 |
| Lake         | 1Q2005 | 0 | 0 | 0 | 0      | 0      | 0 | 0 |
|              | 2Q2005 | 0 | 0 | 0 | 0      | 0      | 0 | 0 |
|              | 3Q2005 | 0 | 0 | 0 | 0      | 0      | 0 | 0 |
|              | CY2005 | 0 | 0 | 0 | 0      | 0      | 0 | 0 |
| Lee          | 1Q2005 | 0 | 0 | 0 | 0      | 12,616 | 0 | 4 |
|              | 2Q2005 | 0 | 0 | 0 | 0      | 12,946 | 0 | 0 |
|              | 3Q2005 | 0 | 0 | 0 | 0      | 11,737 | 0 | 0 |
|              | CY2005 | 0 | 0 | 0 | 0      | 11,553 | 0 | 0 |
| Leon         | 1Q2005 | 0 | 0 | 0 | 0      | 0      | 0 | 0 |
|              | 2Q2005 | 0 | 0 | 0 | 0      | 0      | 0 | 0 |
|              | 3Q2005 | 0 | 0 | 0 | 0      | 0      | 0 | 0 |
|              | CY2005 | 0 | 0 | 0 | 0      | 0      | 0 | 0 |
| Levy         | 1Q2005 | 0 | 0 | 0 | 0      | 0      | 0 | 0 |
|              | 2Q2005 | 0 | 0 | 0 | 0      | 0      | 0 | 0 |
|              | 3Q2005 | 0 | 0 | 0 | 0      | 0      | 0 | 0 |
|              | CY2005 | 0 | 0 | 0 | 0      | 0      | 0 | 0 |
| Liberty      | 1Q2005 | 0 | 0 | 0 | 0      | 0      | 0 | 0 |
|              | 2Q2005 | 0 | 0 | 0 | 0      | 0      | 0 | 0 |
|              | 3Q2005 | 0 | 0 | 0 | 0      | 0      | 0 | 0 |
|              | CY2005 | 0 | 0 | 0 | 0      | 0      | 0 | 0 |

# Managed Care Enrollment by Company by Market Segment by County at Quarter End as of December 31, 2005

|            |        |   |   |   |        |        |   |       |
|------------|--------|---|---|---|--------|--------|---|-------|
| Madison    | 1Q2005 | 0 | 0 | 0 | 0      | 0      | 0 | 0     |
|            | 2Q2005 | 0 | 0 | 0 | 0      | 0      | 0 | 0     |
|            | 3Q2005 | 0 | 0 | 0 | 0      | 0      | 0 | 0     |
|            | CY2005 | 0 | 0 | 0 | 0      | 0      | 0 | 0     |
| Manatee    | 1Q2005 | 0 | 0 | 0 | 0      | 2,679  | 0 | 0     |
|            | 2Q2005 | 0 | 0 | 0 | 0      | 3,021  | 0 | 0     |
|            | 3Q2005 | 0 | 0 | 0 | 0      | 3,191  | 0 | 0     |
|            | CY2005 | 0 | 0 | 0 | 0      | 3,296  | 0 | 0     |
| Marion     | 1Q2005 | 0 | 0 | 0 | 0      | 0      | 0 | 0     |
|            | 2Q2005 | 0 | 0 | 0 | 0      | 0      | 0 | 0     |
|            | 3Q2005 | 0 | 0 | 0 | 0      | 0      | 0 | 0     |
|            | CY2005 | 0 | 0 | 0 | 0      | 0      | 0 | 0     |
| Martin     | 1Q2005 | 0 | 0 | 0 | 0      | 34     | 0 | 0     |
|            | 2Q2005 | 0 | 0 | 0 | 0      | 33     | 0 | 0     |
|            | 3Q2005 | 0 | 0 | 0 | 0      | 34     | 0 | 0     |
|            | CY2005 | 0 | 0 | 0 | 0      | 35     | 0 | 0     |
| Miami-Dade | 1Q2005 | 0 | 0 | 0 | 12,789 | 15,229 | 0 | 2,443 |
|            | 2Q2005 | 0 | 0 | 0 | 12,754 | 15,450 | 0 | 0     |
|            | 3Q2005 | 0 | 0 | 0 | 13,050 | 15,697 | 0 | 0     |
|            | CY2005 | 0 | 0 | 0 | 12,875 | 15,918 | 0 | 0     |
| Monroe     | 1Q2005 | 0 | 0 | 0 | 0      | 0      | 0 | 0     |
|            | 2Q2005 | 0 | 0 | 0 | 0      | 0      | 0 | 0     |
|            | 3Q2005 | 0 | 0 | 0 | 0      | 0      | 0 | 0     |
|            | CY2005 | 0 | 0 | 0 | 0      | 0      | 0 | 0     |
| Nassau     | 1Q2005 | 0 | 0 | 0 | 0      | 0      | 0 | 0     |
|            | 2Q2005 | 0 | 0 | 0 | 0      | 0      | 0 | 0     |
|            | 3Q2005 | 0 | 0 | 0 | 0      | 0      | 0 | 0     |
|            | CY2005 | 0 | 0 | 0 | 0      | 0      | 0 | 0     |
| Okaloosa   | 1Q2005 | 0 | 0 | 0 | 0      | 0      | 0 | 0     |
|            | 2Q2005 | 0 | 0 | 0 | 0      | 0      | 0 | 0     |
|            | 3Q2005 | 0 | 0 | 0 | 0      | 0      | 0 | 0     |
|            | CY2005 | 0 | 0 | 0 | 0      | 0      | 0 | 0     |
| Okeechobee | 1Q2005 | 0 | 0 | 0 | 0      | 0      | 0 | 0     |
|            | 2Q2005 | 0 | 0 | 0 | 0      | 0      | 0 | 0     |
|            | 3Q2005 | 0 | 0 | 0 | 0      | 0      | 0 | 0     |
|            | CY2005 | 0 | 0 | 0 | 0      | 0      | 0 | 0     |
| Orange     | 1Q2005 | 0 | 0 | 0 | 9,110  | 24,393 | 0 | 0     |
|            | 2Q2005 | 0 | 0 | 0 | 8,229  | 24,620 | 0 | 0     |
|            | 3Q2005 | 0 | 0 | 0 | 7,947  | 23,710 | 0 | 0     |
|            | CY2005 | 0 | 0 | 0 | 7,405  | 22,707 | 0 | 0     |
| Osceola    | 1Q2005 | 0 | 0 | 0 | 0      | 5,226  | 0 | 0     |
|            | 2Q2005 | 0 | 0 | 0 | 0      | 5,279  | 0 | 0     |
|            | 3Q2005 | 0 | 0 | 0 | 0      | 5,203  | 0 | 0     |
|            | CY2005 | 0 | 0 | 0 | 0      | 5,123  | 0 | 0     |
| Other      | 1Q2005 | 0 | 0 | 0 | 0      | 0      | 0 | 0     |
|            | 2Q2005 | 0 | 0 | 0 | 0      | 0      | 0 | 0     |
|            | 3Q2005 | 0 | 0 | 0 | 0      | 0      | 0 | 0     |
|            | CY2005 | 0 | 0 | 0 | 0      | 5,860  | 0 | 0     |
| Palm Beach | 1Q2005 | 0 | 0 | 0 | 6,728  | 8,165  | 0 | 467   |
|            | 2Q2005 | 0 | 0 | 0 | 6,600  | 9,030  | 0 | 0     |
|            | 3Q2005 | 0 | 0 | 0 | 6,795  | 9,227  | 0 | 0     |
|            | CY2005 | 0 | 0 | 0 | 6,613  | 9,394  | 0 | 0     |

# Managed Care Enrollment by Company by Market Segment by County at Quarter End as of December 31, 2005

|            |        |   |   |   |       |        |   |   |
|------------|--------|---|---|---|-------|--------|---|---|
| Pasco      | 1Q2005 | 0 | 0 | 0 | 4,882 | 8,991  | 0 | 0 |
|            | 2Q2005 | 0 | 0 | 0 | 4,597 | 8,804  | 0 | 0 |
|            | 3Q2005 | 0 | 0 | 0 | 4,585 | 8,337  | 0 | 0 |
|            | CY2005 | 0 | 0 | 0 | 4,462 | 8,022  | 0 | 0 |
| Pinellas   | 1Q2005 | 0 | 0 | 0 | 6,419 | 20,256 | 0 | 0 |
|            | 2Q2005 | 0 | 0 | 0 | 5,868 | 20,115 | 0 | 0 |
|            | 3Q2005 | 0 | 0 | 0 | 5,699 | 19,868 | 0 | 0 |
|            | CY2005 | 0 | 0 | 0 | 5,431 | 19,614 | 0 | 0 |
| Polk       | 1Q2005 | 0 | 0 | 0 | 4,880 | 14,956 | 0 | 0 |
|            | 2Q2005 | 0 | 0 | 0 | 4,602 | 14,684 | 0 | 0 |
|            | 3Q2005 | 0 | 0 | 0 | 4,578 | 14,100 | 0 | 0 |
|            | CY2005 | 0 | 0 | 0 | 4,527 | 13,822 | 0 | 0 |
| Putnam     | 1Q2005 | 0 | 0 | 0 | 0     | 0      | 0 | 0 |
|            | 2Q2005 | 0 | 0 | 0 | 0     | 0      | 0 | 0 |
|            | 3Q2005 | 0 | 0 | 0 | 0     | 0      | 0 | 0 |
|            | CY2005 | 0 | 0 | 0 | 0     | 0      | 0 | 0 |
| Santa Rosa | 1Q2005 | 0 | 0 | 0 | 0     | 0      | 0 | 0 |
|            | 2Q2005 | 0 | 0 | 0 | 0     | 0      | 0 | 0 |
|            | 3Q2005 | 0 | 0 | 0 | 0     | 0      | 0 | 0 |
|            | CY2005 | 0 | 0 | 0 | 0     | 0      | 0 | 0 |
| Sarasota   | 1Q2005 | 0 | 0 | 0 | 0     | 4,530  | 0 | 0 |
|            | 2Q2005 | 0 | 0 | 0 | 0     | 4,702  | 0 | 0 |
|            | 3Q2005 | 0 | 0 | 0 | 0     | 4,785  | 0 | 0 |
|            | CY2005 | 0 | 0 | 0 | 0     | 4,920  | 0 | 0 |
| Seminole   | 1Q2005 | 0 | 0 | 0 | 0     | 4,356  | 0 | 1 |
|            | 2Q2005 | 0 | 0 | 0 | 0     | 4,334  | 0 | 0 |
|            | 3Q2005 | 0 | 0 | 0 | 0     | 4,211  | 0 | 0 |
|            | CY2005 | 0 | 0 | 0 | 0     | 4,201  | 0 | 0 |
| St. Johns  | 1Q2005 | 0 | 0 | 0 | 0     | 0      | 0 | 0 |
|            | 2Q2005 | 0 | 0 | 0 | 0     | 0      | 0 | 0 |
|            | 3Q2005 | 0 | 0 | 0 | 0     | 0      | 0 | 0 |
|            | CY2005 | 0 | 0 | 0 | 0     | 0      | 0 | 0 |
| St. Lucie  | 1Q2005 | 0 | 0 | 0 | 0     | 0      | 0 | 0 |
|            | 2Q2005 | 0 | 0 | 0 | 0     | 0      | 0 | 0 |
|            | 3Q2005 | 0 | 0 | 0 | 0     | 0      | 0 | 0 |
|            | CY2005 | 0 | 0 | 0 | 0     | 0      | 0 | 0 |
| Sumter     | 1Q2005 | 0 | 0 | 0 | 0     | 0      | 0 | 0 |
|            | 2Q2005 | 0 | 0 | 0 | 0     | 0      | 0 | 0 |
|            | 3Q2005 | 0 | 0 | 0 | 0     | 0      | 0 | 0 |
|            | CY2005 | 0 | 0 | 0 | 0     | 0      | 0 | 0 |
| Suwannee   | 1Q2005 | 0 | 0 | 0 | 0     | 0      | 0 | 0 |
|            | 2Q2005 | 0 | 0 | 0 | 0     | 0      | 0 | 0 |
|            | 3Q2005 | 0 | 0 | 0 | 0     | 0      | 0 | 0 |
|            | CY2005 | 0 | 0 | 0 | 0     | 0      | 0 | 0 |
| Taylor     | 1Q2005 | 0 | 0 | 0 | 0     | 0      | 0 | 0 |
|            | 2Q2005 | 0 | 0 | 0 | 0     | 0      | 0 | 0 |
|            | 3Q2005 | 0 | 0 | 0 | 0     | 0      | 0 | 0 |
|            | CY2005 | 0 | 0 | 0 | 0     | 0      | 0 | 0 |
| Union      | 1Q2005 | 0 | 0 | 0 | 0     | 0      | 0 | 0 |
|            | 2Q2005 | 0 | 0 | 0 | 0     | 0      | 0 | 0 |
|            | 3Q2005 | 0 | 0 | 0 | 0     | 0      | 0 | 0 |
|            | CY2005 | 0 | 0 | 0 | 0     | 0      | 0 | 0 |

# Managed Care Enrollment by Company by Market Segment by County at Quarter End as of December 31, 2005

|            |        |   |   |   |   |   |   |   |
|------------|--------|---|---|---|---|---|---|---|
| Volusia    | 1Q2005 | 0 | 0 | 0 | 0 | 0 | 0 | 0 |
|            | 2Q2005 | 0 | 0 | 0 | 0 | 0 | 0 | 0 |
|            | 3Q2005 | 0 | 0 | 0 | 0 | 0 | 0 | 0 |
|            | CY2005 | 0 | 0 | 0 | 0 | 0 | 0 | 0 |
| Wakulla    | 1Q2005 | 0 | 0 | 0 | 0 | 0 | 0 | 0 |
|            | 2Q2005 | 0 | 0 | 0 | 0 | 0 | 0 | 0 |
|            | 3Q2005 | 0 | 0 | 0 | 0 | 0 | 0 | 0 |
|            | CY2005 | 0 | 0 | 0 | 0 | 0 | 0 | 0 |
| Walton     | 1Q2005 | 0 | 0 | 0 | 0 | 0 | 0 | 0 |
|            | 2Q2005 | 0 | 0 | 0 | 0 | 0 | 0 | 0 |
|            | 3Q2005 | 0 | 0 | 0 | 0 | 0 | 0 | 0 |
|            | CY2005 | 0 | 0 | 0 | 0 | 0 | 0 | 0 |
| Washington | 1Q2005 | 0 | 0 | 0 | 0 | 0 | 0 | 0 |
|            | 2Q2005 | 0 | 0 | 0 | 0 | 0 | 0 | 0 |
|            | 3Q2005 | 0 | 0 | 0 | 0 | 0 | 0 | 0 |
|            | CY2005 | 0 | 0 | 0 | 0 | 0 | 0 | 0 |

# Managed Care Enrollment by Company by Market Segment by County at Quarter End as of December 31, 2005

| AVMED, INC. |        | NAIC Company Code |             |            |              |          |          | 95263             |
|-------------|--------|-------------------|-------------|------------|--------------|----------|----------|-------------------|
|             |        | SMALL GROUP       | LARGE GROUP | INDIVIDUAL | HEALTHY KIDS | MEDICAID | MEDICARE | FEDERAL EMPLOYEES |
| Alachua     | 1Q2005 | 188               | 10,387      | 0          | 0            | 0        | 0        | 0                 |
|             | 2Q2005 | 194               | 10,479      | 0          | 0            | 0        | 0        | 0                 |
|             | 3Q2005 | 191               | 10,537      | 0          | 0            | 0        | 0        | 1                 |
|             | CY2005 | 212               | 10,868      | 0          | 0            | 0        | 0        | 0                 |
| Baker       | 1Q2005 | 5                 | 1,797       | 0          | 0            | 0        | 0        | 0                 |
|             | 2Q2005 | 5                 | 1,771       | 0          | 0            | 0        | 0        | 0                 |
|             | 3Q2005 | 5                 | 1,801       | 0          | 0            | 0        | 0        | 0                 |
|             | CY2005 | 2                 | 1,813       | 0          | 0            | 0        | 0        | 0                 |
| Bay         | 1Q2005 | 0                 | 0           | 0          | 0            | 0        | 0        | 0                 |
|             | 2Q2005 | 0                 | 0           | 0          | 0            | 0        | 0        | 0                 |
|             | 3Q2005 | 0                 | 0           | 0          | 0            | 0        | 0        | 0                 |
|             | CY2005 | 0                 | 0           | 0          | 0            | 0        | 0        | 0                 |
| Bradford    | 1Q2005 | 24                | 1,759       | 0          | 0            | 0        | 0        | 0                 |
|             | 2Q2005 | 25                | 1,739       | 0          | 0            | 0        | 0        | 0                 |
|             | 3Q2005 | 25                | 1,721       | 0          | 0            | 0        | 0        | 0                 |
|             | CY2005 | 25                | 1,732       | 0          | 0            | 0        | 0        | 0                 |
| Brevard     | 1Q2005 | 0                 | 0           | 0          | 0            | 0        | 0        | 0                 |
|             | 2Q2005 | 0                 | 0           | 0          | 0            | 0        | 0        | 0                 |
|             | 3Q2005 | 0                 | 0           | 0          | 0            | 0        | 0        | 0                 |
|             | CY2005 | 0                 | 0           | 0          | 0            | 0        | 0        | 0                 |
| Broward     | 1Q2005 | 700               | 30,946      | 0          | 0            | 0        | 11,468   | 0                 |
|             | 2Q2005 | 692               | 30,799      | 0          | 0            | 0        | 11,652   | 1,373             |
|             | 3Q2005 | 696               | 31,020      | 0          | 0            | 0        | 11,815   | 1,375             |
|             | CY2005 | 831               | 32,111      | 0          | 0            | 0        | 12,062   | 1,366             |
| Calhoun     | 1Q2005 | 0                 | 0           | 0          | 0            | 0        | 0        | 0                 |
|             | 2Q2005 | 0                 | 0           | 0          | 0            | 0        | 0        | 0                 |
|             | 3Q2005 | 0                 | 0           | 0          | 0            | 0        | 0        | 0                 |
|             | CY2005 | 0                 | 0           | 0          | 0            | 0        | 0        | 0                 |
| Charlotte   | 1Q2005 | 0                 | 0           | 0          | 0            | 0        | 0        | 0                 |
|             | 2Q2005 | 0                 | 0           | 0          | 0            | 0        | 0        | 0                 |
|             | 3Q2005 | 0                 | 0           | 0          | 0            | 0        | 0        | 0                 |
|             | CY2005 | 0                 | 0           | 0          | 0            | 0        | 0        | 0                 |
| Citrus      | 1Q2005 | 18                | 723         | 0          | 0            | 0        | 0        | 0                 |
|             | 2Q2005 | 19                | 707         | 0          | 0            | 0        | 0        | 0                 |
|             | 3Q2005 | 19                | 722         | 0          | 0            | 0        | 0        | 0                 |
|             | CY2005 | 20                | 707         | 0          | 0            | 0        | 0        | 0                 |
| Clay        | 1Q2005 | 18                | 1,551       | 0          | 0            | 0        | 0        | 0                 |
|             | 2Q2005 | 18                | 1,553       | 0          | 0            | 0        | 0        | 0                 |
|             | 3Q2005 | 16                | 1,629       | 0          | 0            | 0        | 0        | 0                 |
|             | CY2005 | 14                | 1,655       | 0          | 0            | 0        | 0        | 0                 |
| Collier     | 1Q2005 | 0                 | 0           | 0          | 0            | 0        | 0        | 0                 |
|             | 2Q2005 | 0                 | 0           | 0          | 0            | 0        | 0        | 0                 |
|             | 3Q2005 | 0                 | 0           | 0          | 0            | 0        | 0        | 0                 |
|             | CY2005 | 0                 | 0           | 0          | 0            | 0        | 0        | 0                 |
| Columbia    | 1Q2005 | 98                | 2,379       | 0          | 0            | 0        | 0        | 0                 |
|             | 2Q2005 | 81                | 2,402       | 0          | 0            | 0        | 0        | 0                 |
|             | 3Q2005 | 91                | 2,438       | 0          | 0            | 0        | 0        | 0                 |
|             | CY2005 | 152               | 2,388       | 0          | 0            | 0        | 0        | 0                 |

# Managed Care Enrollment by Company by Market Segment by County at Quarter End as of December 31, 2005

|           |        |     |       |   |   |   |   |     |
|-----------|--------|-----|-------|---|---|---|---|-----|
| De Soto   | 1Q2005 | 0   | 0     | 0 | 0 | 0 | 0 | 0   |
|           | 2Q2005 | 0   | 0     | 0 | 0 | 0 | 0 | 0   |
|           | 3Q2005 | 0   | 0     | 0 | 0 | 0 | 0 | 0   |
|           | CY2005 | 0   | 0     | 0 | 0 | 0 | 0 | 0   |
| Dixie     | 1Q2005 | 4   | 305   | 0 | 0 | 0 | 0 | 0   |
|           | 2Q2005 | 4   | 314   | 0 | 0 | 0 | 0 | 0   |
|           | 3Q2005 | 4   | 326   | 0 | 0 | 0 | 0 | 0   |
|           | CY2005 | 2   | 328   | 0 | 0 | 0 | 0 | 0   |
| Duval     | 1Q2005 | 102 | 7,489 | 0 | 0 | 0 | 0 | 0   |
|           | 2Q2005 | 93  | 7,436 | 0 | 0 | 0 | 0 | 0   |
|           | 3Q2005 | 86  | 7,729 | 0 | 0 | 0 | 0 | 0   |
|           | CY2005 | 61  | 7,809 | 0 | 0 | 0 | 0 | 0   |
| Escambia  | 1Q2005 | 0   | 0     | 0 | 0 | 0 | 0 | 0   |
|           | 2Q2005 | 0   | 0     | 0 | 0 | 0 | 0 | 0   |
|           | 3Q2005 | 0   | 0     | 0 | 0 | 0 | 0 | 0   |
|           | CY2005 | 0   | 0     | 0 | 0 | 0 | 0 | 0   |
| Flagler   | 1Q2005 | 0   | 0     | 0 | 0 | 0 | 0 | 0   |
|           | 2Q2005 | 0   | 0     | 0 | 0 | 0 | 0 | 0   |
|           | 3Q2005 | 0   | 0     | 0 | 0 | 0 | 0 | 0   |
|           | CY2005 | 0   | 0     | 0 | 0 | 0 | 0 | 0   |
| Franklin  | 1Q2005 | 0   | 0     | 0 | 0 | 0 | 0 | 0   |
|           | 2Q2005 | 0   | 0     | 0 | 0 | 0 | 0 | 0   |
|           | 3Q2005 | 0   | 0     | 0 | 0 | 0 | 0 | 0   |
|           | CY2005 | 0   | 0     | 0 | 0 | 0 | 0 | 0   |
| Gadsden   | 1Q2005 | 0   | 0     | 0 | 0 | 0 | 0 | 255 |
|           | 2Q2005 | 0   | 0     | 0 | 0 | 0 | 0 | 0   |
|           | 3Q2005 | 0   | 0     | 0 | 0 | 0 | 0 | 0   |
|           | CY2005 | 0   | 0     | 0 | 0 | 0 | 0 | 0   |
| Gilchrist | 1Q2005 | 4   | 551   | 0 | 0 | 0 | 0 | 0   |
|           | 2Q2005 | 4   | 568   | 0 | 0 | 0 | 0 | 0   |
|           | 3Q2005 | 4   | 581   | 0 | 0 | 0 | 0 | 0   |
|           | CY2005 | 4   | 582   | 0 | 0 | 0 | 0 | 0   |
| Glades    | 1Q2005 | 0   | 0     | 0 | 0 | 0 | 0 | 0   |
|           | 2Q2005 | 0   | 0     | 0 | 0 | 0 | 0 | 0   |
|           | 3Q2005 | 0   | 0     | 0 | 0 | 0 | 0 | 0   |
|           | CY2005 | 0   | 0     | 0 | 0 | 0 | 0 | 0   |
| Gulf      | 1Q2005 | 0   | 0     | 0 | 0 | 0 | 0 | 0   |
|           | 2Q2005 | 0   | 0     | 0 | 0 | 0 | 0 | 0   |
|           | 3Q2005 | 0   | 0     | 0 | 0 | 0 | 0 | 0   |
|           | CY2005 | 0   | 0     | 0 | 0 | 0 | 0 | 0   |
| Hamilton  | 1Q2005 | 19  | 640   | 0 | 0 | 0 | 0 | 0   |
|           | 2Q2005 | 18  | 634   | 0 | 0 | 0 | 0 | 0   |
|           | 3Q2005 | 17  | 617   | 0 | 0 | 0 | 0 | 0   |
|           | CY2005 | 16  | 592   | 0 | 0 | 0 | 0 | 0   |
| Hardee    | 1Q2005 | 0   | 0     | 0 | 0 | 0 | 0 | 0   |
|           | 2Q2005 | 0   | 0     | 0 | 0 | 0 | 0 | 0   |
|           | 3Q2005 | 0   | 0     | 0 | 0 | 0 | 0 | 0   |
|           | CY2005 | 0   | 0     | 0 | 0 | 0 | 0 | 0   |
| Hendry    | 1Q2005 | 0   | 0     | 0 | 0 | 0 | 0 | 0   |
|           | 2Q2005 | 0   | 0     | 0 | 0 | 0 | 0 | 0   |
|           | 3Q2005 | 0   | 0     | 0 | 0 | 0 | 0 | 0   |
|           | CY2005 | 0   | 0     | 0 | 0 | 0 | 0 | 0   |

# Managed Care Enrollment by Company by Market Segment by County at Quarter End as of December 31, 2005

|              |        |    |       |   |   |   |   |       |
|--------------|--------|----|-------|---|---|---|---|-------|
| Hernando     | 1Q2005 | 30 | 1,091 | 0 | 0 | 0 | 0 | 0     |
|              | 2Q2005 | 28 | 1,089 | 0 | 0 | 0 | 0 | 0     |
|              | 3Q2005 | 28 | 1,072 | 0 | 0 | 0 | 0 | 0     |
|              | CY2005 | 23 | 1,061 | 0 | 0 | 0 | 0 | 0     |
| Highlands    | 1Q2005 | 0  | 0     | 0 | 0 | 0 | 0 | 0     |
|              | 2Q2005 | 0  | 0     | 0 | 0 | 0 | 0 | 0     |
|              | 3Q2005 | 0  | 0     | 0 | 0 | 0 | 0 | 0     |
|              | CY2005 | 0  | 0     | 0 | 0 | 0 | 0 | 0     |
| Hillsborough | 1Q2005 | 94 | 9,311 | 0 | 0 | 0 | 0 | 0     |
|              | 2Q2005 | 90 | 9,307 | 0 | 0 | 0 | 0 | 0     |
|              | 3Q2005 | 79 | 9,289 | 0 | 0 | 0 | 0 | 0     |
|              | CY2005 | 80 | 9,245 | 0 | 0 | 0 | 0 | 0     |
| Holmes       | 1Q2005 | 0  | 0     | 0 | 0 | 0 | 0 | 0     |
|              | 2Q2005 | 0  | 0     | 0 | 0 | 0 | 0 | 0     |
|              | 3Q2005 | 0  | 0     | 0 | 0 | 0 | 0 | 0     |
|              | CY2005 | 0  | 0     | 0 | 0 | 0 | 0 | 0     |
| Indian River | 1Q2005 | 0  | 0     | 0 | 0 | 0 | 0 | 0     |
|              | 2Q2005 | 0  | 0     | 0 | 0 | 0 | 0 | 0     |
|              | 3Q2005 | 0  | 0     | 0 | 0 | 0 | 0 | 0     |
|              | CY2005 | 0  | 0     | 0 | 0 | 0 | 0 | 0     |
| Jackson      | 1Q2005 | 0  | 0     | 0 | 0 | 0 | 0 | 0     |
|              | 2Q2005 | 0  | 0     | 0 | 0 | 0 | 0 | 0     |
|              | 3Q2005 | 0  | 0     | 0 | 0 | 0 | 0 | 0     |
|              | CY2005 | 0  | 0     | 0 | 0 | 0 | 0 | 0     |
| Jefferson    | 1Q2005 | 0  | 0     | 0 | 0 | 0 | 0 | 88    |
|              | 2Q2005 | 0  | 0     | 0 | 0 | 0 | 0 | 0     |
|              | 3Q2005 | 0  | 0     | 0 | 0 | 0 | 0 | 0     |
|              | CY2005 | 0  | 0     | 0 | 0 | 0 | 0 | 0     |
| Lafayette    | 1Q2005 | 0  | 0     | 0 | 0 | 0 | 0 | 0     |
|              | 2Q2005 | 0  | 0     | 0 | 0 | 0 | 0 | 0     |
|              | 3Q2005 | 0  | 0     | 0 | 0 | 0 | 0 | 0     |
|              | CY2005 | 0  | 0     | 0 | 0 | 0 | 0 | 0     |
| Lake         | 1Q2005 | 0  | 0     | 0 | 0 | 0 | 0 | 0     |
|              | 2Q2005 | 0  | 0     | 0 | 0 | 0 | 0 | 0     |
|              | 3Q2005 | 0  | 0     | 0 | 0 | 0 | 0 | 0     |
|              | CY2005 | 0  | 0     | 0 | 0 | 0 | 0 | 0     |
| Lee          | 1Q2005 | 5  | 370   | 0 | 0 | 0 | 0 | 0     |
|              | 2Q2005 | 6  | 376   | 0 | 0 | 0 | 0 | 4     |
|              | 3Q2005 | 5  | 392   | 0 | 0 | 0 | 0 | 4     |
|              | CY2005 | 2  | 404   | 0 | 0 | 0 | 0 | 0     |
| Leon         | 1Q2005 | 0  | 0     | 0 | 0 | 0 | 0 | 1,852 |
|              | 2Q2005 | 0  | 0     | 0 | 0 | 0 | 0 | 0     |
|              | 3Q2005 | 0  | 0     | 0 | 0 | 0 | 0 | 0     |
|              | CY2005 | 0  | 0     | 0 | 0 | 0 | 0 | 0     |
| Levy         | 1Q2005 | 45 | 1,173 | 0 | 0 | 0 | 0 | 0     |
|              | 2Q2005 | 45 | 1,179 | 0 | 0 | 0 | 0 | 0     |
|              | 3Q2005 | 45 | 1,358 | 0 | 0 | 0 | 0 | 0     |
|              | CY2005 | 44 | 1,381 | 0 | 0 | 0 | 0 | 0     |
| Liberty      | 1Q2005 | 0  | 0     | 0 | 0 | 0 | 0 | 0     |
|              | 2Q2005 | 0  | 0     | 0 | 0 | 0 | 0 | 0     |
|              | 3Q2005 | 0  | 0     | 0 | 0 | 0 | 0 | 0     |
|              | CY2005 | 0  | 0     | 0 | 0 | 0 | 0 | 0     |

# Managed Care Enrollment by Company by Market Segment by County at Quarter End as of December 31, 2005

|            |        |     |        |   |   |   |       |       |
|------------|--------|-----|--------|---|---|---|-------|-------|
| Madison    | 1Q2005 | 0   | 0      | 0 | 0 | 0 | 0     | 0     |
|            | 2Q2005 | 0   | 0      | 0 | 0 | 0 | 0     | 0     |
|            | 3Q2005 | 0   | 0      | 0 | 0 | 0 | 0     | 0     |
|            | CY2005 | 0   | 0      | 0 | 0 | 0 | 0     | 0     |
| Manatee    | 1Q2005 | 0   | 0      | 0 | 0 | 0 | 0     | 0     |
|            | 2Q2005 | 0   | 0      | 0 | 0 | 0 | 0     | 0     |
|            | 3Q2005 | 0   | 0      | 0 | 0 | 0 | 0     | 0     |
|            | CY2005 | 0   | 0      | 0 | 0 | 0 | 0     | 0     |
| Marion     | 1Q2005 | 19  | 1,474  | 0 | 0 | 0 | 0     | 0     |
|            | 2Q2005 | 20  | 1,426  | 0 | 0 | 0 | 0     | 0     |
|            | 3Q2005 | 20  | 1,456  | 0 | 0 | 0 | 0     | 0     |
|            | CY2005 | 21  | 1,465  | 0 | 0 | 0 | 0     | 0     |
| Martin     | 1Q2005 | 0   | 0      | 0 | 0 | 0 | 0     | 0     |
|            | 2Q2005 | 0   | 0      | 0 | 0 | 0 | 0     | 0     |
|            | 3Q2005 | 0   | 0      | 0 | 0 | 0 | 0     | 0     |
|            | CY2005 | 0   | 0      | 0 | 0 | 0 | 0     | 0     |
| Miami-Dade | 1Q2005 | 706 | 64,732 | 0 | 0 | 0 | 7,213 | 0     |
|            | 2Q2005 | 794 | 65,333 | 0 | 0 | 0 | 7,431 | 2,524 |
|            | 3Q2005 | 840 | 66,017 | 0 | 0 | 0 | 7,872 | 2,562 |
|            | CY2005 | 890 | 67,276 | 0 | 0 | 0 | 7,951 | 2,551 |
| Monroe     | 1Q2005 | 0   | 0      | 0 | 0 | 0 | 0     | 0     |
|            | 2Q2005 | 0   | 0      | 0 | 0 | 0 | 0     | 0     |
|            | 3Q2005 | 0   | 0      | 0 | 0 | 0 | 0     | 0     |
|            | CY2005 | 0   | 0      | 0 | 0 | 0 | 0     | 0     |
| Nassau     | 1Q2005 | 10  | 642    | 0 | 0 | 0 | 0     | 0     |
|            | 2Q2005 | 9   | 645    | 0 | 0 | 0 | 0     | 0     |
|            | 3Q2005 | 8   | 652    | 0 | 0 | 0 | 0     | 0     |
|            | CY2005 | 6   | 678    | 0 | 0 | 0 | 0     | 0     |
| Okaloosa   | 1Q2005 | 0   | 0      | 0 | 0 | 0 | 0     | 0     |
|            | 2Q2005 | 0   | 0      | 0 | 0 | 0 | 0     | 0     |
|            | 3Q2005 | 0   | 0      | 0 | 0 | 0 | 0     | 0     |
|            | CY2005 | 0   | 0      | 0 | 0 | 0 | 0     | 0     |
| Okeechobee | 1Q2005 | 0   | 0      | 0 | 0 | 0 | 0     | 0     |
|            | 2Q2005 | 0   | 0      | 0 | 0 | 0 | 0     | 0     |
|            | 3Q2005 | 0   | 0      | 0 | 0 | 0 | 0     | 0     |
|            | CY2005 | 0   | 0      | 0 | 0 | 0 | 0     | 0     |
| Orange     | 1Q2005 | 29  | 7,653  | 0 | 0 | 0 | 0     | 0     |
|            | 2Q2005 | 19  | 7,775  | 0 | 0 | 0 | 0     | 1     |
|            | 3Q2005 | 15  | 8,003  | 0 | 0 | 0 | 0     | 1     |
|            | CY2005 | 10  | 8,026  | 0 | 0 | 0 | 0     | 0     |
| Osceola    | 1Q2005 | 3   | 1,199  | 0 | 0 | 0 | 0     | 0     |
|            | 2Q2005 | 3   | 1,158  | 0 | 0 | 0 | 0     | 0     |
|            | 3Q2005 | 3   | 1,248  | 0 | 0 | 0 | 0     | 0     |
|            | CY2005 | 1   | 1,316  | 0 | 0 | 0 | 0     | 0     |
| Other      | 1Q2005 | 0   | 0      | 0 | 0 | 0 | 0     | 0     |
|            | 2Q2005 | 0   | 0      | 0 | 0 | 0 | 0     | 0     |
|            | 3Q2005 | 0   | 0      | 0 | 0 | 0 | 0     | 0     |
|            | CY2005 | 0   | 0      | 0 | 0 | 0 | 0     | 0     |
| Palm Beach | 1Q2005 | 166 | 6,249  | 0 | 0 | 0 | 0     | 0     |
|            | 2Q2005 | 154 | 6,377  | 0 | 0 | 0 | 0     | 459   |
|            | 3Q2005 | 140 | 6,360  | 0 | 0 | 0 | 0     | 473   |
|            | CY2005 | 153 | 6,499  | 0 | 0 | 0 | 0     | 436   |

# Managed Care Enrollment by Company by Market Segment by County at Quarter End as of December 31, 2005

|            |        |     |       |   |   |   |   |   |
|------------|--------|-----|-------|---|---|---|---|---|
| Pasco      | 1Q2005 | 37  | 2,926 | 0 | 0 | 0 | 0 | 0 |
|            | 2Q2005 | 34  | 2,869 | 0 | 0 | 0 | 0 | 1 |
|            | 3Q2005 | 34  | 2,821 | 0 | 0 | 0 | 0 | 1 |
|            | CY2005 | 31  | 2,849 | 0 | 0 | 0 | 0 | 0 |
| Pinellas   | 1Q2005 | 109 | 4,699 | 0 | 0 | 0 | 0 | 0 |
|            | 2Q2005 | 108 | 4,675 | 0 | 0 | 0 | 0 | 0 |
|            | 3Q2005 | 98  | 4,669 | 0 | 0 | 0 | 0 | 0 |
|            | CY2005 | 100 | 4,639 | 0 | 0 | 0 | 0 | 0 |
| Polk       | 1Q2005 | 1   | 741   | 0 | 0 | 0 | 0 | 0 |
|            | 2Q2005 | 1   | 751   | 0 | 0 | 0 | 0 | 0 |
|            | 3Q2005 | 1   | 777   | 0 | 0 | 0 | 0 | 3 |
|            | CY2005 | 2   | 869   | 0 | 0 | 0 | 0 | 0 |
| Putnam     | 1Q2005 | 0   | 0     | 0 | 0 | 0 | 0 | 0 |
|            | 2Q2005 | 0   | 0     | 0 | 0 | 0 | 0 | 0 |
|            | 3Q2005 | 0   | 0     | 0 | 0 | 0 | 0 | 0 |
|            | CY2005 | 0   | 0     | 0 | 0 | 0 | 0 | 0 |
| Santa Rosa | 1Q2005 | 0   | 0     | 0 | 0 | 0 | 0 | 0 |
|            | 2Q2005 | 0   | 0     | 0 | 0 | 0 | 0 | 0 |
|            | 3Q2005 | 0   | 0     | 0 | 0 | 0 | 0 | 0 |
|            | CY2005 | 0   | 0     | 0 | 0 | 0 | 0 | 0 |
| Sarasota   | 1Q2005 | 0   | 330   | 0 | 0 | 0 | 0 | 0 |
|            | 2Q2005 | 0   | 333   | 0 | 0 | 0 | 0 | 0 |
|            | 3Q2005 | 0   | 335   | 0 | 0 | 0 | 0 | 0 |
|            | CY2005 | 5   | 345   | 0 | 0 | 0 | 0 | 0 |
| Seminole   | 1Q2005 | 16  | 3,088 | 0 | 0 | 0 | 0 | 0 |
|            | 2Q2005 | 15  | 3,154 | 0 | 0 | 0 | 0 | 1 |
|            | 3Q2005 | 15  | 3,257 | 0 | 0 | 0 | 0 | 1 |
|            | CY2005 | 18  | 3,268 | 0 | 0 | 0 | 0 | 0 |
| St. Johns  | 1Q2005 | 13  | 666   | 0 | 0 | 0 | 0 | 0 |
|            | 2Q2005 | 12  | 674   | 0 | 0 | 0 | 0 | 0 |
|            | 3Q2005 | 10  | 694   | 0 | 0 | 0 | 0 | 0 |
|            | CY2005 | 8   | 725   | 0 | 0 | 0 | 0 | 0 |
| St. Lucie  | 1Q2005 | 0   | 0     | 0 | 0 | 0 | 0 | 0 |
|            | 2Q2005 | 0   | 0     | 0 | 0 | 0 | 0 | 0 |
|            | 3Q2005 | 0   | 0     | 0 | 0 | 0 | 0 | 0 |
|            | CY2005 | 0   | 0     | 0 | 0 | 0 | 0 | 0 |
| Sumter     | 1Q2005 | 0   | 0     | 0 | 0 | 0 | 0 | 0 |
|            | 2Q2005 | 0   | 0     | 0 | 0 | 0 | 0 | 0 |
|            | 3Q2005 | 0   | 0     | 0 | 0 | 0 | 0 | 0 |
|            | CY2005 | 0   | 0     | 0 | 0 | 0 | 0 | 0 |
| Suwannee   | 1Q2005 | 59  | 1,540 | 0 | 0 | 0 | 0 | 0 |
|            | 2Q2005 | 58  | 1,545 | 0 | 0 | 0 | 0 | 0 |
|            | 3Q2005 | 59  | 1,499 | 0 | 0 | 0 | 0 | 0 |
|            | CY2005 | 71  | 1,505 | 0 | 0 | 0 | 0 | 0 |
| Taylor     | 1Q2005 | 0   | 0     | 0 | 0 | 0 | 0 | 0 |
|            | 2Q2005 | 0   | 0     | 0 | 0 | 0 | 0 | 0 |
|            | 3Q2005 | 0   | 0     | 0 | 0 | 0 | 0 | 0 |
|            | CY2005 | 0   | 0     | 0 | 0 | 0 | 0 | 0 |
| Union      | 1Q2005 | 5   | 1,180 | 0 | 0 | 0 | 0 | 0 |
|            | 2Q2005 | 3   | 1,206 | 0 | 0 | 0 | 0 | 0 |
|            | 3Q2005 | 3   | 1,218 | 0 | 0 | 0 | 0 | 0 |
|            | CY2005 | 4   | 1,226 | 0 | 0 | 0 | 0 | 0 |

# Managed Care Enrollment by Company by Market Segment by County at Quarter End as of December 31, 2005

|            |        |   |   |   |   |   |   |     |
|------------|--------|---|---|---|---|---|---|-----|
| Volusia    | 1Q2005 | 0 | 0 | 0 | 0 | 0 | 0 | 0   |
|            | 2Q2005 | 0 | 0 | 0 | 0 | 0 | 0 | 0   |
|            | 3Q2005 | 0 | 0 | 0 | 0 | 0 | 0 | 0   |
|            | CY2005 | 0 | 0 | 0 | 0 | 0 | 0 | 0   |
| Wakulla    | 1Q2005 | 0 | 0 | 0 | 0 | 0 | 0 | 303 |
|            | 2Q2005 | 0 | 0 | 0 | 0 | 0 | 0 | 0   |
|            | 3Q2005 | 0 | 0 | 0 | 0 | 0 | 0 | 0   |
|            | CY2005 | 0 | 0 | 0 | 0 | 0 | 0 | 0   |
| Walton     | 1Q2005 | 0 | 0 | 0 | 0 | 0 | 0 | 0   |
|            | 2Q2005 | 0 | 0 | 0 | 0 | 0 | 0 | 0   |
|            | 3Q2005 | 0 | 0 | 0 | 0 | 0 | 0 | 0   |
|            | CY2005 | 0 | 0 | 0 | 0 | 0 | 0 | 0   |
| Washington | 1Q2005 | 0 | 0 | 0 | 0 | 0 | 0 | 0   |
|            | 2Q2005 | 0 | 0 | 0 | 0 | 0 | 0 | 0   |
|            | 3Q2005 | 0 | 0 | 0 | 0 | 0 | 0 | 0   |
|            | CY2005 | 0 | 0 | 0 | 0 | 0 | 0 | 0   |

# Managed Care Enrollment by Company by Market Segment by County at Quarter End as of December 31, 2005

**CAPITAL HEALTH PLAN, INC.**

NAIC Company Code

95112

|           |        | SMALL GROUP | LARGE GROUP | INDIVIDUAL | HEALTHY KIDS | MEDICAID | MEDICARE | FEDERAL EMPLOYEES |
|-----------|--------|-------------|-------------|------------|--------------|----------|----------|-------------------|
| Alachua   | 1Q2005 | 0           | 0           | 0          | 0            | 0        | 0        | 0                 |
|           | 2Q2005 | 0           | 0           | 0          | 0            | 0        | 0        | 0                 |
|           | 3Q2005 | 0           | 0           | 0          | 0            | 0        | 0        | 0                 |
|           | CY2005 | 0           | 0           | 0          | 0            | 0        | 0        | 0                 |
| Baker     | 1Q2005 | 0           | 0           | 0          | 0            | 0        | 0        | 0                 |
|           | 2Q2005 | 0           | 0           | 0          | 0            | 0        | 0        | 0                 |
|           | 3Q2005 | 0           | 0           | 0          | 0            | 0        | 0        | 0                 |
|           | CY2005 | 0           | 0           | 0          | 0            | 0        | 0        | 0                 |
| Bay       | 1Q2005 | 0           | 0           | 0          | 0            | 0        | 0        | 0                 |
|           | 2Q2005 | 0           | 0           | 0          | 0            | 0        | 0        | 0                 |
|           | 3Q2005 | 0           | 0           | 0          | 0            | 0        | 0        | 0                 |
|           | CY2005 | 0           | 0           | 0          | 0            | 0        | 0        | 0                 |
| Bradford  | 1Q2005 | 0           | 0           | 0          | 0            | 0        | 0        | 0                 |
|           | 2Q2005 | 0           | 0           | 0          | 0            | 0        | 0        | 0                 |
|           | 3Q2005 | 0           | 0           | 0          | 0            | 0        | 0        | 0                 |
|           | CY2005 | 0           | 0           | 0          | 0            | 0        | 0        | 0                 |
| Brevard   | 1Q2005 | 0           | 0           | 0          | 0            | 0        | 0        | 0                 |
|           | 2Q2005 | 0           | 0           | 0          | 0            | 0        | 0        | 0                 |
|           | 3Q2005 | 0           | 0           | 0          | 0            | 0        | 0        | 0                 |
|           | CY2005 | 0           | 0           | 0          | 0            | 0        | 0        | 0                 |
| Broward   | 1Q2005 | 0           | 0           | 0          | 0            | 0        | 0        | 0                 |
|           | 2Q2005 | 0           | 0           | 0          | 0            | 0        | 0        | 0                 |
|           | 3Q2005 | 0           | 0           | 0          | 0            | 0        | 0        | 0                 |
|           | CY2005 | 0           | 0           | 0          | 0            | 0        | 0        | 0                 |
| Calhoun   | 1Q2005 | 0           | 0           | 0          | 0            | 0        | 0        | 0                 |
|           | 2Q2005 | 0           | 0           | 0          | 0            | 0        | 0        | 0                 |
|           | 3Q2005 | 0           | 0           | 0          | 0            | 0        | 0        | 0                 |
|           | CY2005 | 0           | 0           | 0          | 0            | 0        | 0        | 0                 |
| Charlotte | 1Q2005 | 0           | 0           | 0          | 0            | 0        | 0        | 0                 |
|           | 2Q2005 | 0           | 0           | 0          | 0            | 0        | 0        | 0                 |
|           | 3Q2005 | 0           | 0           | 0          | 0            | 0        | 0        | 0                 |
|           | CY2005 | 0           | 0           | 0          | 0            | 0        | 0        | 0                 |
| Citrus    | 1Q2005 | 0           | 0           | 0          | 0            | 0        | 0        | 0                 |
|           | 2Q2005 | 0           | 0           | 0          | 0            | 0        | 0        | 0                 |
|           | 3Q2005 | 0           | 0           | 0          | 0            | 0        | 0        | 0                 |
|           | CY2005 | 0           | 0           | 0          | 0            | 0        | 0        | 0                 |
| Clay      | 1Q2005 | 0           | 0           | 0          | 0            | 0        | 0        | 0                 |
|           | 2Q2005 | 0           | 0           | 0          | 0            | 0        | 0        | 0                 |
|           | 3Q2005 | 0           | 0           | 0          | 0            | 0        | 0        | 0                 |
|           | CY2005 | 0           | 0           | 0          | 0            | 0        | 0        | 0                 |
| Collier   | 1Q2005 | 0           | 0           | 0          | 0            | 0        | 0        | 0                 |
|           | 2Q2005 | 0           | 0           | 0          | 0            | 0        | 0        | 0                 |
|           | 3Q2005 | 0           | 0           | 0          | 0            | 0        | 0        | 0                 |
|           | CY2005 | 0           | 0           | 0          | 0            | 0        | 0        | 0                 |
| Columbia  | 1Q2005 | 0           | 0           | 0          | 0            | 0        | 0        | 0                 |
|           | 2Q2005 | 0           | 0           | 0          | 0            | 0        | 0        | 0                 |
|           | 3Q2005 | 0           | 0           | 0          | 0            | 0        | 0        | 0                 |
|           | CY2005 | 0           | 0           | 0          | 0            | 0        | 0        | 0                 |

# Managed Care Enrollment by Company by Market Segment by County at Quarter End as of December 31, 2005

|           |        |       |        |   |   |   |     |     |
|-----------|--------|-------|--------|---|---|---|-----|-----|
| De Soto   | 1Q2005 | 0     | 0      | 0 | 0 | 0 | 0   | 0   |
|           | 2Q2005 | 0     | 0      | 0 | 0 | 0 | 0   | 0   |
|           | 3Q2005 | 0     | 0      | 0 | 0 | 0 | 0   | 0   |
|           | CY2005 | 0     | 0      | 0 | 0 | 0 | 0   | 0   |
| Dixie     | 1Q2005 | 0     | 0      | 0 | 0 | 0 | 0   | 0   |
|           | 2Q2005 | 0     | 0      | 0 | 0 | 0 | 0   | 0   |
|           | 3Q2005 | 0     | 0      | 0 | 0 | 0 | 0   | 0   |
|           | CY2005 | 0     | 0      | 0 | 0 | 0 | 0   | 0   |
| Duval     | 1Q2005 | 0     | 0      | 0 | 0 | 0 | 0   | 0   |
|           | 2Q2005 | 0     | 0      | 0 | 0 | 0 | 0   | 0   |
|           | 3Q2005 | 0     | 0      | 0 | 0 | 0 | 0   | 0   |
|           | CY2005 | 0     | 0      | 0 | 0 | 0 | 0   | 0   |
| Escambia  | 1Q2005 | 0     | 0      | 0 | 0 | 0 | 0   | 0   |
|           | 2Q2005 | 0     | 0      | 0 | 0 | 0 | 0   | 0   |
|           | 3Q2005 | 0     | 0      | 0 | 0 | 0 | 0   | 0   |
|           | CY2005 | 0     | 0      | 0 | 0 | 0 | 0   | 0   |
| Flagler   | 1Q2005 | 0     | 0      | 0 | 0 | 0 | 0   | 0   |
|           | 2Q2005 | 0     | 0      | 0 | 0 | 0 | 0   | 0   |
|           | 3Q2005 | 0     | 0      | 0 | 0 | 0 | 0   | 0   |
|           | CY2005 | 0     | 0      | 0 | 0 | 0 | 0   | 0   |
| Franklin  | 1Q2005 | 0     | 0      | 0 | 0 | 0 | 0   | 0   |
|           | 2Q2005 | 0     | 0      | 0 | 0 | 0 | 0   | 0   |
|           | 3Q2005 | 0     | 0      | 0 | 0 | 0 | 0   | 0   |
|           | CY2005 | 0     | 0      | 0 | 0 | 0 | 0   | 0   |
| Gadsden   | 1Q2005 | 1,608 | 10,011 | 0 | 0 | 0 | 833 | 0   |
|           | 2Q2005 | 1,588 | 10,024 | 0 | 0 | 0 | 822 | 266 |
|           | 3Q2005 | 1,549 | 9,505  | 0 | 0 | 0 | 804 | 268 |
|           | CY2005 | 1,607 | 10,047 | 0 | 0 | 0 | 835 | 272 |
| Gilchrist | 1Q2005 | 0     | 0      | 0 | 0 | 0 | 0   | 0   |
|           | 2Q2005 | 0     | 0      | 0 | 0 | 0 | 0   | 0   |
|           | 3Q2005 | 0     | 0      | 0 | 0 | 0 | 0   | 0   |
|           | CY2005 | 0     | 0      | 0 | 0 | 0 | 0   | 0   |
| Glades    | 1Q2005 | 0     | 0      | 0 | 0 | 0 | 0   | 0   |
|           | 2Q2005 | 0     | 0      | 0 | 0 | 0 | 0   | 0   |
|           | 3Q2005 | 0     | 0      | 0 | 0 | 0 | 0   | 0   |
|           | CY2005 | 0     | 0      | 0 | 0 | 0 | 0   | 0   |
| Gulf      | 1Q2005 | 0     | 0      | 0 | 0 | 0 | 0   | 0   |
|           | 2Q2005 | 0     | 0      | 0 | 0 | 0 | 0   | 0   |
|           | 3Q2005 | 0     | 0      | 0 | 0 | 0 | 0   | 0   |
|           | CY2005 | 0     | 0      | 0 | 0 | 0 | 0   | 0   |
| Hamilton  | 1Q2005 | 0     | 0      | 0 | 0 | 0 | 0   | 0   |
|           | 2Q2005 | 0     | 0      | 0 | 0 | 0 | 0   | 0   |
|           | 3Q2005 | 0     | 0      | 0 | 0 | 0 | 0   | 0   |
|           | CY2005 | 0     | 0      | 0 | 0 | 0 | 0   | 0   |
| Hardee    | 1Q2005 | 0     | 0      | 0 | 0 | 0 | 0   | 0   |
|           | 2Q2005 | 0     | 0      | 0 | 0 | 0 | 0   | 0   |
|           | 3Q2005 | 0     | 0      | 0 | 0 | 0 | 0   | 0   |
|           | CY2005 | 0     | 0      | 0 | 0 | 0 | 0   | 0   |
| Hendry    | 1Q2005 | 0     | 0      | 0 | 0 | 0 | 0   | 0   |
|           | 2Q2005 | 0     | 0      | 0 | 0 | 0 | 0   | 0   |
|           | 3Q2005 | 0     | 0      | 0 | 0 | 0 | 0   | 0   |
|           | CY2005 | 0     | 0      | 0 | 0 | 0 | 0   | 0   |

# Managed Care Enrollment by Company by Market Segment by County at Quarter End as of December 31, 2005

|              |        |        |        |   |   |   |       |       |
|--------------|--------|--------|--------|---|---|---|-------|-------|
| Hernando     | 1Q2005 | 0      | 0      | 0 | 0 | 0 | 0     | 0     |
|              | 2Q2005 | 0      | 0      | 0 | 0 | 0 | 0     | 0     |
|              | 3Q2005 | 0      | 0      | 0 | 0 | 0 | 0     | 0     |
|              | CY2005 | 0      | 0      | 0 | 0 | 0 | 0     | 0     |
| Highlands    | 1Q2005 | 0      | 0      | 0 | 0 | 0 | 0     | 0     |
|              | 2Q2005 | 0      | 0      | 0 | 0 | 0 | 0     | 0     |
|              | 3Q2005 | 0      | 0      | 0 | 0 | 0 | 0     | 0     |
|              | CY2005 | 0      | 0      | 0 | 0 | 0 | 0     | 0     |
| Hillsborough | 1Q2005 | 0      | 0      | 0 | 0 | 0 | 0     | 0     |
|              | 2Q2005 | 0      | 0      | 0 | 0 | 0 | 0     | 0     |
|              | 3Q2005 | 0      | 0      | 0 | 0 | 0 | 0     | 0     |
|              | CY2005 | 0      | 0      | 0 | 0 | 0 | 0     | 0     |
| Holmes       | 1Q2005 | 0      | 0      | 0 | 0 | 0 | 0     | 0     |
|              | 2Q2005 | 0      | 0      | 0 | 0 | 0 | 0     | 0     |
|              | 3Q2005 | 0      | 0      | 0 | 0 | 0 | 0     | 0     |
|              | CY2005 | 0      | 0      | 0 | 0 | 0 | 0     | 0     |
| Indian River | 1Q2005 | 0      | 0      | 0 | 0 | 0 | 0     | 0     |
|              | 2Q2005 | 0      | 0      | 0 | 0 | 0 | 0     | 0     |
|              | 3Q2005 | 0      | 0      | 0 | 0 | 0 | 0     | 0     |
|              | CY2005 | 0      | 0      | 0 | 0 | 0 | 0     | 0     |
| Jackson      | 1Q2005 | 0      | 0      | 0 | 0 | 0 | 0     | 0     |
|              | 2Q2005 | 0      | 0      | 0 | 0 | 0 | 0     | 0     |
|              | 3Q2005 | 0      | 0      | 0 | 0 | 0 | 0     | 0     |
|              | CY2005 | 0      | 0      | 0 | 0 | 0 | 0     | 0     |
| Jefferson    | 1Q2005 | 638    | 2,760  | 0 | 0 | 0 | 251   | 0     |
|              | 2Q2005 | 642    | 2,744  | 0 | 0 | 0 | 246   | 92    |
|              | 3Q2005 | 648    | 2,733  | 0 | 0 | 0 | 247   | 96    |
|              | CY2005 | 669    | 2,744  | 0 | 0 | 0 | 247   | 88    |
| Lafayette    | 1Q2005 | 0      | 0      | 0 | 0 | 0 | 0     | 0     |
|              | 2Q2005 | 0      | 0      | 0 | 0 | 0 | 0     | 0     |
|              | 3Q2005 | 0      | 0      | 0 | 0 | 0 | 0     | 0     |
|              | CY2005 | 0      | 0      | 0 | 0 | 0 | 0     | 0     |
| Lake         | 1Q2005 | 0      | 0      | 0 | 0 | 0 | 0     | 0     |
|              | 2Q2005 | 0      | 0      | 0 | 0 | 0 | 0     | 0     |
|              | 3Q2005 | 0      | 0      | 0 | 0 | 0 | 0     | 0     |
|              | CY2005 | 0      | 0      | 0 | 0 | 0 | 0     | 0     |
| Lee          | 1Q2005 | 0      | 0      | 0 | 0 | 0 | 0     | 0     |
|              | 2Q2005 | 0      | 0      | 0 | 0 | 0 | 0     | 0     |
|              | 3Q2005 | 0      | 0      | 0 | 0 | 0 | 0     | 0     |
|              | CY2005 | 0      | 0      | 0 | 0 | 0 | 0     | 0     |
| Leon         | 1Q2005 | 15,046 | 65,871 | 0 | 0 | 0 | 4,178 | 0     |
|              | 2Q2005 | 14,898 | 65,858 | 0 | 0 | 0 | 4,189 | 1,840 |
|              | 3Q2005 | 14,727 | 65,880 | 0 | 0 | 0 | 4,231 | 1,847 |
|              | CY2005 | 14,707 | 66,038 | 0 | 0 | 0 | 4,055 | 1,796 |
| Levy         | 1Q2005 | 0      | 0      | 0 | 0 | 0 | 0     | 0     |
|              | 2Q2005 | 0      | 0      | 0 | 0 | 0 | 0     | 0     |
|              | 3Q2005 | 0      | 0      | 0 | 0 | 0 | 0     | 0     |
|              | CY2005 | 0      | 0      | 0 | 0 | 0 | 0     | 0     |
| Liberty      | 1Q2005 | 0      | 0      | 0 | 0 | 0 | 0     | 0     |
|              | 2Q2005 | 0      | 0      | 0 | 0 | 0 | 0     | 0     |
|              | 3Q2005 | 0      | 0      | 0 | 0 | 0 | 0     | 0     |
|              | CY2005 | 0      | 0      | 0 | 0 | 0 | 0     | 0     |

# Managed Care Enrollment by Company by Market Segment by County at Quarter End as of December 31, 2005

|            |        |   |   |   |   |   |   |   |
|------------|--------|---|---|---|---|---|---|---|
| Madison    | 1Q2005 | 0 | 0 | 0 | 0 | 0 | 0 | 0 |
|            | 2Q2005 | 0 | 0 | 0 | 0 | 0 | 0 | 0 |
|            | 3Q2005 | 0 | 0 | 0 | 0 | 0 | 0 | 0 |
|            | CY2005 | 0 | 0 | 0 | 0 | 0 | 0 | 0 |
| Manatee    | 1Q2005 | 0 | 0 | 0 | 0 | 0 | 0 | 0 |
|            | 2Q2005 | 0 | 0 | 0 | 0 | 0 | 0 | 0 |
|            | 3Q2005 | 0 | 0 | 0 | 0 | 0 | 0 | 0 |
|            | CY2005 | 0 | 0 | 0 | 0 | 0 | 0 | 0 |
| Marion     | 1Q2005 | 0 | 0 | 0 | 0 | 0 | 0 | 0 |
|            | 2Q2005 | 0 | 0 | 0 | 0 | 0 | 0 | 0 |
|            | 3Q2005 | 0 | 0 | 0 | 0 | 0 | 0 | 0 |
|            | CY2005 | 0 | 0 | 0 | 0 | 0 | 0 | 0 |
| Martin     | 1Q2005 | 0 | 0 | 0 | 0 | 0 | 0 | 0 |
|            | 2Q2005 | 0 | 0 | 0 | 0 | 0 | 0 | 0 |
|            | 3Q2005 | 0 | 0 | 0 | 0 | 0 | 0 | 0 |
|            | CY2005 | 0 | 0 | 0 | 0 | 0 | 0 | 0 |
| Miami-Dade | 1Q2005 | 0 | 0 | 0 | 0 | 0 | 0 | 0 |
|            | 2Q2005 | 0 | 0 | 0 | 0 | 0 | 0 | 0 |
|            | 3Q2005 | 0 | 0 | 0 | 0 | 0 | 0 | 0 |
|            | CY2005 | 0 | 0 | 0 | 0 | 0 | 0 | 0 |
| Monroe     | 1Q2005 | 0 | 0 | 0 | 0 | 0 | 0 | 0 |
|            | 2Q2005 | 0 | 0 | 0 | 0 | 0 | 0 | 0 |
|            | 3Q2005 | 0 | 0 | 0 | 0 | 0 | 0 | 0 |
|            | CY2005 | 0 | 0 | 0 | 0 | 0 | 0 | 0 |
| Nassau     | 1Q2005 | 0 | 0 | 0 | 0 | 0 | 0 | 0 |
|            | 2Q2005 | 0 | 0 | 0 | 0 | 0 | 0 | 0 |
|            | 3Q2005 | 0 | 0 | 0 | 0 | 0 | 0 | 0 |
|            | CY2005 | 0 | 0 | 0 | 0 | 0 | 0 | 0 |
| Okaloosa   | 1Q2005 | 0 | 0 | 0 | 0 | 0 | 0 | 0 |
|            | 2Q2005 | 0 | 0 | 0 | 0 | 0 | 0 | 0 |
|            | 3Q2005 | 0 | 0 | 0 | 0 | 0 | 0 | 0 |
|            | CY2005 | 0 | 0 | 0 | 0 | 0 | 0 | 0 |
| Okeechobee | 1Q2005 | 0 | 0 | 0 | 0 | 0 | 0 | 0 |
|            | 2Q2005 | 0 | 0 | 0 | 0 | 0 | 0 | 0 |
|            | 3Q2005 | 0 | 0 | 0 | 0 | 0 | 0 | 0 |
|            | CY2005 | 0 | 0 | 0 | 0 | 0 | 0 | 0 |
| Orange     | 1Q2005 | 0 | 0 | 0 | 0 | 0 | 0 | 0 |
|            | 2Q2005 | 0 | 0 | 0 | 0 | 0 | 0 | 0 |
|            | 3Q2005 | 0 | 0 | 0 | 0 | 0 | 0 | 0 |
|            | CY2005 | 0 | 0 | 0 | 0 | 0 | 0 | 0 |
| Osceola    | 1Q2005 | 0 | 0 | 0 | 0 | 0 | 0 | 0 |
|            | 2Q2005 | 0 | 0 | 0 | 0 | 0 | 0 | 0 |
|            | 3Q2005 | 0 | 0 | 0 | 0 | 0 | 0 | 0 |
|            | CY2005 | 0 | 0 | 0 | 0 | 0 | 0 | 0 |
| Other      | 1Q2005 | 0 | 0 | 0 | 0 | 0 | 0 | 0 |
|            | 2Q2005 | 0 | 0 | 0 | 0 | 0 | 0 | 0 |
|            | 3Q2005 | 0 | 0 | 0 | 0 | 0 | 0 | 0 |
|            | CY2005 | 0 | 0 | 0 | 0 | 0 | 0 | 0 |
| Palm Beach | 1Q2005 | 0 | 0 | 0 | 0 | 0 | 0 | 0 |
|            | 2Q2005 | 0 | 0 | 0 | 0 | 0 | 0 | 0 |
|            | 3Q2005 | 0 | 0 | 0 | 0 | 0 | 0 | 0 |
|            | CY2005 | 0 | 0 | 0 | 0 | 0 | 0 | 0 |

# Managed Care Enrollment by Company by Market Segment by County at Quarter End as of December 31, 2005

|            |        |   |   |   |   |   |   |   |
|------------|--------|---|---|---|---|---|---|---|
| Pasco      | 1Q2005 | 0 | 0 | 0 | 0 | 0 | 0 | 0 |
|            | 2Q2005 | 0 | 0 | 0 | 0 | 0 | 0 | 0 |
|            | 3Q2005 | 0 | 0 | 0 | 0 | 0 | 0 | 0 |
|            | CY2005 | 0 | 0 | 0 | 0 | 0 | 0 | 0 |
| Pinellas   | 1Q2005 | 0 | 0 | 0 | 0 | 0 | 0 | 0 |
|            | 2Q2005 | 0 | 0 | 0 | 0 | 0 | 0 | 0 |
|            | 3Q2005 | 0 | 0 | 0 | 0 | 0 | 0 | 0 |
|            | CY2005 | 0 | 0 | 0 | 0 | 0 | 0 | 0 |
| Polk       | 1Q2005 | 0 | 0 | 0 | 0 | 0 | 0 | 0 |
|            | 2Q2005 | 0 | 0 | 0 | 0 | 0 | 0 | 0 |
|            | 3Q2005 | 0 | 0 | 0 | 0 | 0 | 0 | 0 |
|            | CY2005 | 0 | 0 | 0 | 0 | 0 | 0 | 0 |
| Putnam     | 1Q2005 | 0 | 0 | 0 | 0 | 0 | 0 | 0 |
|            | 2Q2005 | 0 | 0 | 0 | 0 | 0 | 0 | 0 |
|            | 3Q2005 | 0 | 0 | 0 | 0 | 0 | 0 | 0 |
|            | CY2005 | 0 | 0 | 0 | 0 | 0 | 0 | 0 |
| Santa Rosa | 1Q2005 | 0 | 0 | 0 | 0 | 0 | 0 | 0 |
|            | 2Q2005 | 0 | 0 | 0 | 0 | 0 | 0 | 0 |
|            | 3Q2005 | 0 | 0 | 0 | 0 | 0 | 0 | 0 |
|            | CY2005 | 0 | 0 | 0 | 0 | 0 | 0 | 0 |
| Sarasota   | 1Q2005 | 0 | 0 | 0 | 0 | 0 | 0 | 0 |
|            | 2Q2005 | 0 | 0 | 0 | 0 | 0 | 0 | 0 |
|            | 3Q2005 | 0 | 0 | 0 | 0 | 0 | 0 | 0 |
|            | CY2005 | 0 | 0 | 0 | 0 | 0 | 0 | 0 |
| Seminole   | 1Q2005 | 0 | 0 | 0 | 0 | 0 | 0 | 0 |
|            | 2Q2005 | 0 | 0 | 0 | 0 | 0 | 0 | 0 |
|            | 3Q2005 | 0 | 0 | 0 | 0 | 0 | 0 | 0 |
|            | CY2005 | 0 | 0 | 0 | 0 | 0 | 0 | 0 |
| St. Johns  | 1Q2005 | 0 | 0 | 0 | 0 | 0 | 0 | 0 |
|            | 2Q2005 | 0 | 0 | 0 | 0 | 0 | 0 | 0 |
|            | 3Q2005 | 0 | 0 | 0 | 0 | 0 | 0 | 0 |
|            | CY2005 | 0 | 0 | 0 | 0 | 0 | 0 | 0 |
| St. Lucie  | 1Q2005 | 0 | 0 | 0 | 0 | 0 | 0 | 0 |
|            | 2Q2005 | 0 | 0 | 0 | 0 | 0 | 0 | 0 |
|            | 3Q2005 | 0 | 0 | 0 | 0 | 0 | 0 | 0 |
|            | CY2005 | 0 | 0 | 0 | 0 | 0 | 0 | 0 |
| Sumter     | 1Q2005 | 0 | 0 | 0 | 0 | 0 | 0 | 0 |
|            | 2Q2005 | 0 | 0 | 0 | 0 | 0 | 0 | 0 |
|            | 3Q2005 | 0 | 0 | 0 | 0 | 0 | 0 | 0 |
|            | CY2005 | 0 | 0 | 0 | 0 | 0 | 0 | 0 |
| Suwannee   | 1Q2005 | 0 | 0 | 0 | 0 | 0 | 0 | 0 |
|            | 2Q2005 | 0 | 0 | 0 | 0 | 0 | 0 | 0 |
|            | 3Q2005 | 0 | 0 | 0 | 0 | 0 | 0 | 0 |
|            | CY2005 | 0 | 0 | 0 | 0 | 0 | 0 | 0 |
| Taylor     | 1Q2005 | 0 | 0 | 0 | 0 | 0 | 0 | 0 |
|            | 2Q2005 | 0 | 0 | 0 | 0 | 0 | 0 | 0 |
|            | 3Q2005 | 0 | 0 | 0 | 0 | 0 | 0 | 0 |
|            | CY2005 | 0 | 0 | 0 | 0 | 0 | 0 | 0 |
| Union      | 1Q2005 | 0 | 0 | 0 | 0 | 0 | 0 | 0 |
|            | 2Q2005 | 0 | 0 | 0 | 0 | 0 | 0 | 0 |
|            | 3Q2005 | 0 | 0 | 0 | 0 | 0 | 0 | 0 |
|            | CY2005 | 0 | 0 | 0 | 0 | 0 | 0 | 0 |

# Managed Care Enrollment by Company by Market Segment by County at Quarter End as of December 31, 2005

|            |        |       |       |   |   |   |     |     |
|------------|--------|-------|-------|---|---|---|-----|-----|
| Volusia    | 1Q2005 | 0     | 0     | 0 | 0 | 0 | 0   | 0   |
|            | 2Q2005 | 0     | 0     | 0 | 0 | 0 | 0   | 0   |
|            | 3Q2005 | 0     | 0     | 0 | 0 | 0 | 0   | 0   |
|            | CY2005 | 0     | 0     | 0 | 0 | 0 | 0   | 0   |
| Wakulla    | 1Q2005 | 1,441 | 6,951 | 0 | 0 | 0 | 553 | 0   |
|            | 2Q2005 | 1,486 | 6,972 | 0 | 0 | 0 | 556 | 303 |
|            | 3Q2005 | 1,466 | 7,009 | 0 | 0 | 0 | 546 | 303 |
|            | CY2005 | 1,459 | 7,150 | 0 | 0 | 0 | 541 | 305 |
| Walton     | 1Q2005 | 0     | 0     | 0 | 0 | 0 | 0   | 0   |
|            | 2Q2005 | 0     | 0     | 0 | 0 | 0 | 0   | 0   |
|            | 3Q2005 | 0     | 0     | 0 | 0 | 0 | 0   | 0   |
|            | CY2005 | 0     | 0     | 0 | 0 | 0 | 0   | 0   |
| Washington | 1Q2005 | 0     | 0     | 0 | 0 | 0 | 0   | 0   |
|            | 2Q2005 | 0     | 0     | 0 | 0 | 0 | 0   | 0   |
|            | 3Q2005 | 0     | 0     | 0 | 0 | 0 | 0   | 0   |
|            | CY2005 | 0     | 0     | 0 | 0 | 0 | 0   | 0   |

# Managed Care Enrollment by Company by Market Segment by County at Quarter End as of December 31, 2005

| CAREPLUS HEALTH PLANS, INC. |        | NAIC Company Code |             |            |              |          |          | 95092             |
|-----------------------------|--------|-------------------|-------------|------------|--------------|----------|----------|-------------------|
|                             |        | SMALL GROUP       | LARGE GROUP | INDIVIDUAL | HEALTHY KIDS | MEDICAID | MEDICARE | FEDERAL EMPLOYEES |
| Alachua                     | 1Q2005 | 0                 | 0           | 0          | 0            | 0        | 0        | 0                 |
|                             | 2Q2005 | 0                 | 0           | 0          | 0            | 0        | 0        | 0                 |
|                             | 3Q2005 | 0                 | 0           | 0          | 0            | 0        | 0        | 0                 |
|                             | CY2005 | 0                 | 0           | 0          | 0            | 0        | 0        | 0                 |
| Baker                       | 1Q2005 | 0                 | 0           | 0          | 0            | 0        | 0        | 0                 |
|                             | 2Q2005 | 0                 | 0           | 0          | 0            | 0        | 0        | 0                 |
|                             | 3Q2005 | 0                 | 0           | 0          | 0            | 0        | 0        | 0                 |
|                             | CY2005 | 0                 | 0           | 0          | 0            | 0        | 0        | 0                 |
| Bay                         | 1Q2005 | 0                 | 0           | 0          | 0            | 0        | 0        | 0                 |
|                             | 2Q2005 | 0                 | 0           | 0          | 0            | 0        | 0        | 0                 |
|                             | 3Q2005 | 0                 | 0           | 0          | 0            | 0        | 0        | 0                 |
|                             | CY2005 | 0                 | 0           | 0          | 0            | 0        | 0        | 0                 |
| Bradford                    | 1Q2005 | 0                 | 0           | 0          | 0            | 0        | 0        | 0                 |
|                             | 2Q2005 | 0                 | 0           | 0          | 0            | 0        | 0        | 0                 |
|                             | 3Q2005 | 0                 | 0           | 0          | 0            | 0        | 0        | 0                 |
|                             | CY2005 | 0                 | 0           | 0          | 0            | 0        | 0        | 0                 |
| Brevard                     | 1Q2005 | 0                 | 0           | 0          | 0            | 0        | 0        | 0                 |
|                             | 2Q2005 | 0                 | 0           | 0          | 0            | 0        | 0        | 0                 |
|                             | 3Q2005 | 0                 | 0           | 0          | 0            | 0        | 0        | 0                 |
|                             | CY2005 | 0                 | 0           | 0          | 0            | 0        | 0        | 0                 |
| Broward                     | 1Q2005 | 0                 | 0           | 0          | 0            | 0        | 20,173   | 0                 |
|                             | 2Q2005 | 0                 | 0           | 0          | 0            | 0        | 19,669   | 0                 |
|                             | 3Q2005 | 0                 | 0           | 0          | 0            | 0        | 18,935   | 0                 |
|                             | CY2005 | 0                 | 0           | 0          | 0            | 0        | 19,051   | 0                 |
| Calhoun                     | 1Q2005 | 0                 | 0           | 0          | 0            | 0        | 0        | 0                 |
|                             | 2Q2005 | 0                 | 0           | 0          | 0            | 0        | 0        | 0                 |
|                             | 3Q2005 | 0                 | 0           | 0          | 0            | 0        | 0        | 0                 |
|                             | CY2005 | 0                 | 0           | 0          | 0            | 0        | 0        | 0                 |
| Charlotte                   | 1Q2005 | 0                 | 0           | 0          | 0            | 0        | 0        | 0                 |
|                             | 2Q2005 | 0                 | 0           | 0          | 0            | 0        | 0        | 0                 |
|                             | 3Q2005 | 0                 | 0           | 0          | 0            | 0        | 0        | 0                 |
|                             | CY2005 | 0                 | 0           | 0          | 0            | 0        | 0        | 0                 |
| Citrus                      | 1Q2005 | 0                 | 0           | 0          | 0            | 0        | 0        | 0                 |
|                             | 2Q2005 | 0                 | 0           | 0          | 0            | 0        | 0        | 0                 |
|                             | 3Q2005 | 0                 | 0           | 0          | 0            | 0        | 0        | 0                 |
|                             | CY2005 | 0                 | 0           | 0          | 0            | 0        | 0        | 0                 |
| Clay                        | 1Q2005 | 0                 | 0           | 0          | 0            | 0        | 0        | 0                 |
|                             | 2Q2005 | 0                 | 0           | 0          | 0            | 0        | 0        | 0                 |
|                             | 3Q2005 | 0                 | 0           | 0          | 0            | 0        | 0        | 0                 |
|                             | CY2005 | 0                 | 0           | 0          | 0            | 0        | 0        | 0                 |
| Collier                     | 1Q2005 | 0                 | 0           | 0          | 0            | 0        | 0        | 0                 |
|                             | 2Q2005 | 0                 | 0           | 0          | 0            | 0        | 0        | 0                 |
|                             | 3Q2005 | 0                 | 0           | 0          | 0            | 0        | 0        | 0                 |
|                             | CY2005 | 0                 | 0           | 0          | 0            | 0        | 0        | 0                 |
| Columbia                    | 1Q2005 | 0                 | 0           | 0          | 0            | 0        | 0        | 0                 |
|                             | 2Q2005 | 0                 | 0           | 0          | 0            | 0        | 0        | 0                 |
|                             | 3Q2005 | 0                 | 0           | 0          | 0            | 0        | 0        | 0                 |
|                             | CY2005 | 0                 | 0           | 0          | 0            | 0        | 0        | 0                 |

# Managed Care Enrollment by Company by Market Segment by County at Quarter End as of December 31, 2005

|           |        |   |   |   |   |   |   |   |
|-----------|--------|---|---|---|---|---|---|---|
| De Soto   | 1Q2005 | 0 | 0 | 0 | 0 | 0 | 0 | 0 |
|           | 2Q2005 | 0 | 0 | 0 | 0 | 0 | 0 | 0 |
|           | 3Q2005 | 0 | 0 | 0 | 0 | 0 | 0 | 0 |
|           | CY2005 | 0 | 0 | 0 | 0 | 0 | 0 | 0 |
| Dixie     | 1Q2005 | 0 | 0 | 0 | 0 | 0 | 0 | 0 |
|           | 2Q2005 | 0 | 0 | 0 | 0 | 0 | 0 | 0 |
|           | 3Q2005 | 0 | 0 | 0 | 0 | 0 | 0 | 0 |
|           | CY2005 | 0 | 0 | 0 | 0 | 0 | 0 | 0 |
| Duval     | 1Q2005 | 0 | 0 | 0 | 0 | 0 | 0 | 0 |
|           | 2Q2005 | 0 | 0 | 0 | 0 | 0 | 0 | 0 |
|           | 3Q2005 | 0 | 0 | 0 | 0 | 0 | 0 | 0 |
|           | CY2005 | 0 | 0 | 0 | 0 | 0 | 0 | 0 |
| Escambia  | 1Q2005 | 0 | 0 | 0 | 0 | 0 | 0 | 0 |
|           | 2Q2005 | 0 | 0 | 0 | 0 | 0 | 0 | 0 |
|           | 3Q2005 | 0 | 0 | 0 | 0 | 0 | 0 | 0 |
|           | CY2005 | 0 | 0 | 0 | 0 | 0 | 0 | 0 |
| Flagler   | 1Q2005 | 0 | 0 | 0 | 0 | 0 | 0 | 0 |
|           | 2Q2005 | 0 | 0 | 0 | 0 | 0 | 0 | 0 |
|           | 3Q2005 | 0 | 0 | 0 | 0 | 0 | 0 | 0 |
|           | CY2005 | 0 | 0 | 0 | 0 | 0 | 0 | 0 |
| Franklin  | 1Q2005 | 0 | 0 | 0 | 0 | 0 | 0 | 0 |
|           | 2Q2005 | 0 | 0 | 0 | 0 | 0 | 0 | 0 |
|           | 3Q2005 | 0 | 0 | 0 | 0 | 0 | 0 | 0 |
|           | CY2005 | 0 | 0 | 0 | 0 | 0 | 0 | 0 |
| Gadsden   | 1Q2005 | 0 | 0 | 0 | 0 | 0 | 0 | 0 |
|           | 2Q2005 | 0 | 0 | 0 | 0 | 0 | 0 | 0 |
|           | 3Q2005 | 0 | 0 | 0 | 0 | 0 | 0 | 0 |
|           | CY2005 | 0 | 0 | 0 | 0 | 0 | 0 | 0 |
| Gilchrist | 1Q2005 | 0 | 0 | 0 | 0 | 0 | 0 | 0 |
|           | 2Q2005 | 0 | 0 | 0 | 0 | 0 | 0 | 0 |
|           | 3Q2005 | 0 | 0 | 0 | 0 | 0 | 0 | 0 |
|           | CY2005 | 0 | 0 | 0 | 0 | 0 | 0 | 0 |
| Glades    | 1Q2005 | 0 | 0 | 0 | 0 | 0 | 0 | 0 |
|           | 2Q2005 | 0 | 0 | 0 | 0 | 0 | 0 | 0 |
|           | 3Q2005 | 0 | 0 | 0 | 0 | 0 | 0 | 0 |
|           | CY2005 | 0 | 0 | 0 | 0 | 0 | 0 | 0 |
| Gulf      | 1Q2005 | 0 | 0 | 0 | 0 | 0 | 0 | 0 |
|           | 2Q2005 | 0 | 0 | 0 | 0 | 0 | 0 | 0 |
|           | 3Q2005 | 0 | 0 | 0 | 0 | 0 | 0 | 0 |
|           | CY2005 | 0 | 0 | 0 | 0 | 0 | 0 | 0 |
| Hamilton  | 1Q2005 | 0 | 0 | 0 | 0 | 0 | 0 | 0 |
|           | 2Q2005 | 0 | 0 | 0 | 0 | 0 | 0 | 0 |
|           | 3Q2005 | 0 | 0 | 0 | 0 | 0 | 0 | 0 |
|           | CY2005 | 0 | 0 | 0 | 0 | 0 | 0 | 0 |
| Hardee    | 1Q2005 | 0 | 0 | 0 | 0 | 0 | 0 | 0 |
|           | 2Q2005 | 0 | 0 | 0 | 0 | 0 | 0 | 0 |
|           | 3Q2005 | 0 | 0 | 0 | 0 | 0 | 0 | 0 |
|           | CY2005 | 0 | 0 | 0 | 0 | 0 | 0 | 0 |
| Hendry    | 1Q2005 | 0 | 0 | 0 | 0 | 0 | 0 | 0 |
|           | 2Q2005 | 0 | 0 | 0 | 0 | 0 | 0 | 0 |
|           | 3Q2005 | 0 | 0 | 0 | 0 | 0 | 0 | 0 |
|           | CY2005 | 0 | 0 | 0 | 0 | 0 | 0 | 0 |

# Managed Care Enrollment by Company by Market Segment by County at Quarter End as of December 31, 2005

|              |        |   |   |   |   |   |    |   |
|--------------|--------|---|---|---|---|---|----|---|
| Hernando     | 1Q2005 | 0 | 0 | 0 | 0 | 0 | 0  | 0 |
|              | 2Q2005 | 0 | 0 | 0 | 0 | 0 | 0  | 0 |
|              | 3Q2005 | 0 | 0 | 0 | 0 | 0 | 0  | 0 |
|              | CY2005 | 0 | 0 | 0 | 0 | 0 | 0  | 0 |
| Highlands    | 1Q2005 | 0 | 0 | 0 | 0 | 0 | 0  | 0 |
|              | 2Q2005 | 0 | 0 | 0 | 0 | 0 | 0  | 0 |
|              | 3Q2005 | 0 | 0 | 0 | 0 | 0 | 0  | 0 |
|              | CY2005 | 0 | 0 | 0 | 0 | 0 | 0  | 0 |
| Hillsborough | 1Q2005 | 0 | 0 | 0 | 0 | 0 | 0  | 0 |
|              | 2Q2005 | 0 | 0 | 0 | 0 | 0 | 0  | 0 |
|              | 3Q2005 | 0 | 0 | 0 | 0 | 0 | 10 | 0 |
|              | CY2005 | 0 | 0 | 0 | 0 | 0 | 52 | 0 |
| Holmes       | 1Q2005 | 0 | 0 | 0 | 0 | 0 | 0  | 0 |
|              | 2Q2005 | 0 | 0 | 0 | 0 | 0 | 0  | 0 |
|              | 3Q2005 | 0 | 0 | 0 | 0 | 0 | 0  | 0 |
|              | CY2005 | 0 | 0 | 0 | 0 | 0 | 0  | 0 |
| Indian River | 1Q2005 | 0 | 0 | 0 | 0 | 0 | 0  | 0 |
|              | 2Q2005 | 0 | 0 | 0 | 0 | 0 | 0  | 0 |
|              | 3Q2005 | 0 | 0 | 0 | 0 | 0 | 0  | 0 |
|              | CY2005 | 0 | 0 | 0 | 0 | 0 | 0  | 0 |
| Jackson      | 1Q2005 | 0 | 0 | 0 | 0 | 0 | 0  | 0 |
|              | 2Q2005 | 0 | 0 | 0 | 0 | 0 | 0  | 0 |
|              | 3Q2005 | 0 | 0 | 0 | 0 | 0 | 0  | 0 |
|              | CY2005 | 0 | 0 | 0 | 0 | 0 | 0  | 0 |
| Jefferson    | 1Q2005 | 0 | 0 | 0 | 0 | 0 | 0  | 0 |
|              | 2Q2005 | 0 | 0 | 0 | 0 | 0 | 0  | 0 |
|              | 3Q2005 | 0 | 0 | 0 | 0 | 0 | 0  | 0 |
|              | CY2005 | 0 | 0 | 0 | 0 | 0 | 0  | 0 |
| Lafayette    | 1Q2005 | 0 | 0 | 0 | 0 | 0 | 0  | 0 |
|              | 2Q2005 | 0 | 0 | 0 | 0 | 0 | 0  | 0 |
|              | 3Q2005 | 0 | 0 | 0 | 0 | 0 | 0  | 0 |
|              | CY2005 | 0 | 0 | 0 | 0 | 0 | 0  | 0 |
| Lake         | 1Q2005 | 0 | 0 | 0 | 0 | 0 | 0  | 0 |
|              | 2Q2005 | 0 | 0 | 0 | 0 | 0 | 0  | 0 |
|              | 3Q2005 | 0 | 0 | 0 | 0 | 0 | 0  | 0 |
|              | CY2005 | 0 | 0 | 0 | 0 | 0 | 0  | 0 |
| Lee          | 1Q2005 | 0 | 0 | 0 | 0 | 0 | 0  | 0 |
|              | 2Q2005 | 0 | 0 | 0 | 0 | 0 | 0  | 0 |
|              | 3Q2005 | 0 | 0 | 0 | 0 | 0 | 0  | 0 |
|              | CY2005 | 0 | 0 | 0 | 0 | 0 | 0  | 0 |
| Leon         | 1Q2005 | 0 | 0 | 0 | 0 | 0 | 0  | 0 |
|              | 2Q2005 | 0 | 0 | 0 | 0 | 0 | 0  | 0 |
|              | 3Q2005 | 0 | 0 | 0 | 0 | 0 | 0  | 0 |
|              | CY2005 | 0 | 0 | 0 | 0 | 0 | 0  | 0 |
| Levy         | 1Q2005 | 0 | 0 | 0 | 0 | 0 | 0  | 0 |
|              | 2Q2005 | 0 | 0 | 0 | 0 | 0 | 0  | 0 |
|              | 3Q2005 | 0 | 0 | 0 | 0 | 0 | 0  | 0 |
|              | CY2005 | 0 | 0 | 0 | 0 | 0 | 0  | 0 |
| Liberty      | 1Q2005 | 0 | 0 | 0 | 0 | 0 | 0  | 0 |
|              | 2Q2005 | 0 | 0 | 0 | 0 | 0 | 0  | 0 |
|              | 3Q2005 | 0 | 0 | 0 | 0 | 0 | 0  | 0 |
|              | CY2005 | 0 | 0 | 0 | 0 | 0 | 0  | 0 |

# Managed Care Enrollment by Company by Market Segment by County at Quarter End as of December 31, 2005

|            |        |   |   |   |   |   |        |   |
|------------|--------|---|---|---|---|---|--------|---|
| Madison    | 1Q2005 | 0 | 0 | 0 | 0 | 0 | 0      | 0 |
|            | 2Q2005 | 0 | 0 | 0 | 0 | 0 | 0      | 0 |
|            | 3Q2005 | 0 | 0 | 0 | 0 | 0 | 0      | 0 |
|            | CY2005 | 0 | 0 | 0 | 0 | 0 | 0      | 0 |
| Manatee    | 1Q2005 | 0 | 0 | 0 | 0 | 0 | 0      | 0 |
|            | 2Q2005 | 0 | 0 | 0 | 0 | 0 | 0      | 0 |
|            | 3Q2005 | 0 | 0 | 0 | 0 | 0 | 0      | 0 |
|            | CY2005 | 0 | 0 | 0 | 0 | 0 | 0      | 0 |
| Marion     | 1Q2005 | 0 | 0 | 0 | 0 | 0 | 0      | 0 |
|            | 2Q2005 | 0 | 0 | 0 | 0 | 0 | 0      | 0 |
|            | 3Q2005 | 0 | 0 | 0 | 0 | 0 | 0      | 0 |
|            | CY2005 | 0 | 0 | 0 | 0 | 0 | 0      | 0 |
| Martin     | 1Q2005 | 0 | 0 | 0 | 0 | 0 | 0      | 0 |
|            | 2Q2005 | 0 | 0 | 0 | 0 | 0 | 0      | 0 |
|            | 3Q2005 | 0 | 0 | 0 | 0 | 0 | 0      | 0 |
|            | CY2005 | 0 | 0 | 0 | 0 | 0 | 0      | 0 |
| Miami-Dade | 1Q2005 | 0 | 0 | 0 | 0 | 0 | 28,113 | 0 |
|            | 2Q2005 | 0 | 0 | 0 | 0 | 0 | 28,272 | 0 |
|            | 3Q2005 | 0 | 0 | 0 | 0 | 0 | 27,965 | 0 |
|            | CY2005 | 0 | 0 | 0 | 0 | 0 | 27,840 | 0 |
| Monroe     | 1Q2005 | 0 | 0 | 0 | 0 | 0 | 0      | 0 |
|            | 2Q2005 | 0 | 0 | 0 | 0 | 0 | 0      | 0 |
|            | 3Q2005 | 0 | 0 | 0 | 0 | 0 | 0      | 0 |
|            | CY2005 | 0 | 0 | 0 | 0 | 0 | 0      | 0 |
| Nassau     | 1Q2005 | 0 | 0 | 0 | 0 | 0 | 0      | 0 |
|            | 2Q2005 | 0 | 0 | 0 | 0 | 0 | 0      | 0 |
|            | 3Q2005 | 0 | 0 | 0 | 0 | 0 | 0      | 0 |
|            | CY2005 | 0 | 0 | 0 | 0 | 0 | 0      | 0 |
| Okaloosa   | 1Q2005 | 0 | 0 | 0 | 0 | 0 | 0      | 0 |
|            | 2Q2005 | 0 | 0 | 0 | 0 | 0 | 0      | 0 |
|            | 3Q2005 | 0 | 0 | 0 | 0 | 0 | 0      | 0 |
|            | CY2005 | 0 | 0 | 0 | 0 | 0 | 0      | 0 |
| Okeechobee | 1Q2005 | 0 | 0 | 0 | 0 | 0 | 0      | 0 |
|            | 2Q2005 | 0 | 0 | 0 | 0 | 0 | 0      | 0 |
|            | 3Q2005 | 0 | 0 | 0 | 0 | 0 | 0      | 0 |
|            | CY2005 | 0 | 0 | 0 | 0 | 0 | 0      | 0 |
| Orange     | 1Q2005 | 0 | 0 | 0 | 0 | 0 | 0      | 0 |
|            | 2Q2005 | 0 | 0 | 0 | 0 | 0 | 0      | 0 |
|            | 3Q2005 | 0 | 0 | 0 | 0 | 0 | 0      | 0 |
|            | CY2005 | 0 | 0 | 0 | 0 | 0 | 0      | 0 |
| Osceola    | 1Q2005 | 0 | 0 | 0 | 0 | 0 | 0      | 0 |
|            | 2Q2005 | 0 | 0 | 0 | 0 | 0 | 0      | 0 |
|            | 3Q2005 | 0 | 0 | 0 | 0 | 0 | 0      | 0 |
|            | CY2005 | 0 | 0 | 0 | 0 | 0 | 0      | 0 |
| Other      | 1Q2005 | 0 | 0 | 0 | 0 | 0 | 0      | 0 |
|            | 2Q2005 | 0 | 0 | 0 | 0 | 0 | 0      | 0 |
|            | 3Q2005 | 0 | 0 | 0 | 0 | 0 | 0      | 0 |
|            | CY2005 | 0 | 0 | 0 | 0 | 0 | 0      | 0 |
| Palm Beach | 1Q2005 | 0 | 0 | 0 | 0 | 0 | 1,957  | 0 |
|            | 2Q2005 | 0 | 0 | 0 | 0 | 0 | 2,134  | 0 |
|            | 3Q2005 | 0 | 0 | 0 | 0 | 0 | 2,470  | 0 |
|            | CY2005 | 0 | 0 | 0 | 0 | 0 | 2,659  | 0 |

# Managed Care Enrollment by Company by Market Segment by County at Quarter End as of December 31, 2005

|            |        |   |   |   |   |   |   |   |
|------------|--------|---|---|---|---|---|---|---|
| Pasco      | 1Q2005 | 0 | 0 | 0 | 0 | 0 | 0 | 0 |
|            | 2Q2005 | 0 | 0 | 0 | 0 | 0 | 0 | 0 |
|            | 3Q2005 | 0 | 0 | 0 | 0 | 0 | 0 | 0 |
|            | CY2005 | 0 | 0 | 0 | 0 | 0 | 0 | 0 |
| Pinellas   | 1Q2005 | 0 | 0 | 0 | 0 | 0 | 0 | 0 |
|            | 2Q2005 | 0 | 0 | 0 | 0 | 0 | 0 | 0 |
|            | 3Q2005 | 0 | 0 | 0 | 0 | 0 | 0 | 0 |
|            | CY2005 | 0 | 0 | 0 | 0 | 0 | 0 | 0 |
| Polk       | 1Q2005 | 0 | 0 | 0 | 0 | 0 | 0 | 0 |
|            | 2Q2005 | 0 | 0 | 0 | 0 | 0 | 0 | 0 |
|            | 3Q2005 | 0 | 0 | 0 | 0 | 0 | 0 | 0 |
|            | CY2005 | 0 | 0 | 0 | 0 | 0 | 0 | 0 |
| Putnam     | 1Q2005 | 0 | 0 | 0 | 0 | 0 | 0 | 0 |
|            | 2Q2005 | 0 | 0 | 0 | 0 | 0 | 0 | 0 |
|            | 3Q2005 | 0 | 0 | 0 | 0 | 0 | 0 | 0 |
|            | CY2005 | 0 | 0 | 0 | 0 | 0 | 0 | 0 |
| Santa Rosa | 1Q2005 | 0 | 0 | 0 | 0 | 0 | 0 | 0 |
|            | 2Q2005 | 0 | 0 | 0 | 0 | 0 | 0 | 0 |
|            | 3Q2005 | 0 | 0 | 0 | 0 | 0 | 0 | 0 |
|            | CY2005 | 0 | 0 | 0 | 0 | 0 | 0 | 0 |
| Sarasota   | 1Q2005 | 0 | 0 | 0 | 0 | 0 | 0 | 0 |
|            | 2Q2005 | 0 | 0 | 0 | 0 | 0 | 0 | 0 |
|            | 3Q2005 | 0 | 0 | 0 | 0 | 0 | 0 | 0 |
|            | CY2005 | 0 | 0 | 0 | 0 | 0 | 0 | 0 |
| Seminole   | 1Q2005 | 0 | 0 | 0 | 0 | 0 | 0 | 0 |
|            | 2Q2005 | 0 | 0 | 0 | 0 | 0 | 0 | 0 |
|            | 3Q2005 | 0 | 0 | 0 | 0 | 0 | 0 | 0 |
|            | CY2005 | 0 | 0 | 0 | 0 | 0 | 0 | 0 |
| St. Johns  | 1Q2005 | 0 | 0 | 0 | 0 | 0 | 0 | 0 |
|            | 2Q2005 | 0 | 0 | 0 | 0 | 0 | 0 | 0 |
|            | 3Q2005 | 0 | 0 | 0 | 0 | 0 | 0 | 0 |
|            | CY2005 | 0 | 0 | 0 | 0 | 0 | 0 | 0 |
| St. Lucie  | 1Q2005 | 0 | 0 | 0 | 0 | 0 | 0 | 0 |
|            | 2Q2005 | 0 | 0 | 0 | 0 | 0 | 0 | 0 |
|            | 3Q2005 | 0 | 0 | 0 | 0 | 0 | 0 | 0 |
|            | CY2005 | 0 | 0 | 0 | 0 | 0 | 0 | 0 |
| Sumter     | 1Q2005 | 0 | 0 | 0 | 0 | 0 | 0 | 0 |
|            | 2Q2005 | 0 | 0 | 0 | 0 | 0 | 0 | 0 |
|            | 3Q2005 | 0 | 0 | 0 | 0 | 0 | 0 | 0 |
|            | CY2005 | 0 | 0 | 0 | 0 | 0 | 0 | 0 |
| Suwannee   | 1Q2005 | 0 | 0 | 0 | 0 | 0 | 0 | 0 |
|            | 2Q2005 | 0 | 0 | 0 | 0 | 0 | 0 | 0 |
|            | 3Q2005 | 0 | 0 | 0 | 0 | 0 | 0 | 0 |
|            | CY2005 | 0 | 0 | 0 | 0 | 0 | 0 | 0 |
| Taylor     | 1Q2005 | 0 | 0 | 0 | 0 | 0 | 0 | 0 |
|            | 2Q2005 | 0 | 0 | 0 | 0 | 0 | 0 | 0 |
|            | 3Q2005 | 0 | 0 | 0 | 0 | 0 | 0 | 0 |
|            | CY2005 | 0 | 0 | 0 | 0 | 0 | 0 | 0 |
| Union      | 1Q2005 | 0 | 0 | 0 | 0 | 0 | 0 | 0 |
|            | 2Q2005 | 0 | 0 | 0 | 0 | 0 | 0 | 0 |
|            | 3Q2005 | 0 | 0 | 0 | 0 | 0 | 0 | 0 |
|            | CY2005 | 0 | 0 | 0 | 0 | 0 | 0 | 0 |

# Managed Care Enrollment by Company by Market Segment by County at Quarter End as of December 31, 2005

|            |        |   |   |   |   |   |   |   |
|------------|--------|---|---|---|---|---|---|---|
| Volusia    | 1Q2005 | 0 | 0 | 0 | 0 | 0 | 0 | 0 |
|            | 2Q2005 | 0 | 0 | 0 | 0 | 0 | 0 | 0 |
|            | 3Q2005 | 0 | 0 | 0 | 0 | 0 | 0 | 0 |
|            | CY2005 | 0 | 0 | 0 | 0 | 0 | 0 | 0 |
| Wakulla    | 1Q2005 | 0 | 0 | 0 | 0 | 0 | 0 | 0 |
|            | 2Q2005 | 0 | 0 | 0 | 0 | 0 | 0 | 0 |
|            | 3Q2005 | 0 | 0 | 0 | 0 | 0 | 0 | 0 |
|            | CY2005 | 0 | 0 | 0 | 0 | 0 | 0 | 0 |
| Walton     | 1Q2005 | 0 | 0 | 0 | 0 | 0 | 0 | 0 |
|            | 2Q2005 | 0 | 0 | 0 | 0 | 0 | 0 | 0 |
|            | 3Q2005 | 0 | 0 | 0 | 0 | 0 | 0 | 0 |
|            | CY2005 | 0 | 0 | 0 | 0 | 0 | 0 | 0 |
| Washington | 1Q2005 | 0 | 0 | 0 | 0 | 0 | 0 | 0 |
|            | 2Q2005 | 0 | 0 | 0 | 0 | 0 | 0 | 0 |
|            | 3Q2005 | 0 | 0 | 0 | 0 | 0 | 0 | 0 |
|            | CY2005 | 0 | 0 | 0 | 0 | 0 | 0 | 0 |

# Managed Care Enrollment by Company by Market Segment by County at Quarter End as of December 31, 2005

**CIGNA HEALTHCARE OF FLORIDA, INC.**

NAIC Company Code

95136

|           |        | SMALL GROUP | LARGE GROUP | INDIVIDUAL | HEALTHY KIDS | MEDICAID | MEDICARE | FEDERAL EMPLOYEES |
|-----------|--------|-------------|-------------|------------|--------------|----------|----------|-------------------|
| Alachua   | 1Q2005 | 0           | 21          | 0          | 0            | 0        | 0        | 0                 |
|           | 2Q2005 | 0           | 26          | 0          | 0            | 0        | 0        | 0                 |
|           | 3Q2005 | 0           | 26          | 0          | 0            | 0        | 0        | 0                 |
|           | CY2005 | 0           | 30          | 0          | 0            | 0        | 0        | 0                 |
| Baker     | 1Q2005 | 0           | 5           | 0          | 0            | 0        | 0        | 0                 |
|           | 2Q2005 | 0           | 5           | 0          | 0            | 0        | 0        | 0                 |
|           | 3Q2005 | 0           | 3           | 0          | 0            | 0        | 0        | 0                 |
|           | CY2005 | 0           | 4           | 0          | 0            | 0        | 0        | 0                 |
| Bay       | 1Q2005 | 0           | 3           | 0          | 0            | 0        | 0        | 0                 |
|           | 2Q2005 | 0           | 3           | 0          | 0            | 0        | 0        | 0                 |
|           | 3Q2005 | 0           | 0           | 0          | 0            | 0        | 0        | 0                 |
|           | CY2005 | 0           | 0           | 0          | 0            | 0        | 0        | 0                 |
| Bradford  | 1Q2005 | 0           | 0           | 0          | 0            | 0        | 0        | 0                 |
|           | 2Q2005 | 0           | 0           | 0          | 0            | 0        | 0        | 0                 |
|           | 3Q2005 | 0           | 7           | 0          | 0            | 0        | 0        | 0                 |
|           | CY2005 | 0           | 7           | 0          | 0            | 0        | 0        | 0                 |
| Brevard   | 1Q2005 | 7           | 1,233       | 0          | 0            | 0        | 0        | 0                 |
|           | 2Q2005 | 1           | 1,207       | 0          | 0            | 0        | 0        | 0                 |
|           | 3Q2005 | 1           | 1,184       | 5          | 0            | 0        | 0        | 0                 |
|           | CY2005 | 0           | 1,353       | 0          | 0            | 0        | 0        | 0                 |
| Broward   | 1Q2005 | 148         | 9,269       | 0          | 0            | 0        | 0        | 0                 |
|           | 2Q2005 | 102         | 10,057      | 0          | 0            | 0        | 0        | 0                 |
|           | 3Q2005 | 49          | 9,914       | 21         | 0            | 0        | 0        | 0                 |
|           | CY2005 | 0           | 9,801       | 0          | 0            | 0        | 0        | 0                 |
| Calhoun   | 1Q2005 | 0           | 0           | 0          | 0            | 0        | 0        | 0                 |
|           | 2Q2005 | 0           | 0           | 0          | 0            | 0        | 0        | 0                 |
|           | 3Q2005 | 0           | 0           | 0          | 0            | 0        | 0        | 0                 |
|           | CY2005 | 0           | 0           | 0          | 0            | 0        | 0        | 0                 |
| Charlotte | 1Q2005 | 0           | 7           | 0          | 0            | 0        | 0        | 0                 |
|           | 2Q2005 | 0           | 11          | 0          | 0            | 0        | 0        | 0                 |
|           | 3Q2005 | 0           | 11          | 0          | 0            | 0        | 0        | 0                 |
|           | CY2005 | 0           | 40          | 0          | 0            | 0        | 0        | 0                 |
| Citrus    | 1Q2005 | 0           | 22          | 0          | 0            | 0        | 0        | 0                 |
|           | 2Q2005 | 0           | 16          | 0          | 0            | 0        | 0        | 0                 |
|           | 3Q2005 | 0           | 16          | 0          | 0            | 0        | 0        | 0                 |
|           | CY2005 | 0           | 15          | 0          | 0            | 0        | 0        | 0                 |
| Clay      | 1Q2005 | 0           | 214         | 0          | 0            | 0        | 0        | 0                 |
|           | 2Q2005 | 0           | 210         | 0          | 0            | 0        | 0        | 0                 |
|           | 3Q2005 | 0           | 0           | 0          | 0            | 0        | 0        | 0                 |
|           | CY2005 | 0           | 0           | 0          | 0            | 0        | 0        | 0                 |
| Collier   | 1Q2005 | 0           | 34          | 0          | 0            | 0        | 0        | 0                 |
|           | 2Q2005 | 0           | 37          | 0          | 0            | 0        | 0        | 0                 |
|           | 3Q2005 | 0           | 37          | 0          | 0            | 0        | 0        | 0                 |
|           | CY2005 | 0           | 57          | 0          | 0            | 0        | 0        | 0                 |
| Columbia  | 1Q2005 | 0           | 5           | 0          | 0            | 0        | 0        | 0                 |
|           | 2Q2005 | 0           | 7           | 0          | 0            | 0        | 0        | 0                 |
|           | 3Q2005 | 0           | 7           | 0          | 0            | 0        | 0        | 0                 |
|           | CY2005 | 0           | 12          | 0          | 0            | 0        | 0        | 0                 |

# Managed Care Enrollment by Company by Market Segment by County at Quarter End as of December 31, 2005

|           |        |    |       |   |   |   |   |   |
|-----------|--------|----|-------|---|---|---|---|---|
| De Soto   | 1Q2005 | 0  | 13    | 0 | 0 | 0 | 0 | 0 |
|           | 2Q2005 | 0  | 13    | 0 | 0 | 0 | 0 | 0 |
|           | 3Q2005 | 0  | 13    | 0 | 0 | 0 | 0 | 0 |
|           | CY2005 | 0  | 12    | 0 | 0 | 0 | 0 | 0 |
| Dixie     | 1Q2005 | 0  | 2     | 0 | 0 | 0 | 0 | 0 |
|           | 2Q2005 | 0  | 1     | 0 | 0 | 0 | 0 | 0 |
|           | 3Q2005 | 0  | 1     | 0 | 0 | 0 | 0 | 0 |
|           | CY2005 | 0  | 0     | 0 | 0 | 0 | 0 | 0 |
| Duval     | 1Q2005 | 14 | 1,061 | 0 | 0 | 0 | 0 | 0 |
|           | 2Q2005 | 4  | 1,174 | 0 | 0 | 0 | 0 | 0 |
|           | 3Q2005 | 4  | 1,130 | 3 | 0 | 0 | 0 | 0 |
|           | CY2005 | 0  | 1,135 | 0 | 0 | 0 | 0 | 0 |
| Escambia  | 1Q2005 | 0  | 10    | 0 | 0 | 0 | 0 | 0 |
|           | 2Q2005 | 0  | 6     | 0 | 0 | 0 | 0 | 0 |
|           | 3Q2005 | 0  | 6     | 0 | 0 | 0 | 0 | 0 |
|           | CY2005 | 0  | 1     | 0 | 0 | 0 | 0 | 0 |
| Flagler   | 1Q2005 | 0  | 29    | 0 | 0 | 0 | 0 | 0 |
|           | 2Q2005 | 0  | 21    | 0 | 0 | 0 | 0 | 0 |
|           | 3Q2005 | 0  | 18    | 0 | 0 | 0 | 0 | 0 |
|           | CY2005 | 0  | 26    | 0 | 0 | 0 | 0 | 0 |
| Franklin  | 1Q2005 | 0  | 0     | 0 | 0 | 0 | 0 | 0 |
|           | 2Q2005 | 0  | 0     | 0 | 0 | 0 | 0 | 0 |
|           | 3Q2005 | 0  | 0     | 0 | 0 | 0 | 0 | 0 |
|           | CY2005 | 0  | 0     | 0 | 0 | 0 | 0 | 0 |
| Gadsden   | 1Q2005 | 0  | 0     | 0 | 0 | 0 | 0 | 0 |
|           | 2Q2005 | 0  | 0     | 0 | 0 | 0 | 0 | 0 |
|           | 3Q2005 | 0  | 0     | 0 | 0 | 0 | 0 | 0 |
|           | CY2005 | 0  | 0     | 0 | 0 | 0 | 0 | 0 |
| Gilchrist | 1Q2005 | 0  | 0     | 0 | 0 | 0 | 0 | 0 |
|           | 2Q2005 | 0  | 0     | 0 | 0 | 0 | 0 | 0 |
|           | 3Q2005 | 0  | 0     | 0 | 0 | 0 | 0 | 0 |
|           | CY2005 | 0  | 1     | 0 | 0 | 0 | 0 | 0 |
| Glades    | 1Q2005 | 0  | 0     | 0 | 0 | 0 | 0 | 0 |
|           | 2Q2005 | 0  | 1     | 0 | 0 | 0 | 0 | 0 |
|           | 3Q2005 | 0  | 1     | 0 | 0 | 0 | 0 | 0 |
|           | CY2005 | 0  | 1     | 0 | 0 | 0 | 0 | 0 |
| Gulf      | 1Q2005 | 0  | 0     | 0 | 0 | 0 | 0 | 0 |
|           | 2Q2005 | 0  | 0     | 0 | 0 | 0 | 0 | 0 |
|           | 3Q2005 | 0  | 0     | 0 | 0 | 0 | 0 | 0 |
|           | CY2005 | 0  | 0     | 0 | 0 | 0 | 0 | 0 |
| Hamilton  | 1Q2005 | 0  | 3     | 0 | 0 | 0 | 0 | 0 |
|           | 2Q2005 | 0  | 4     | 0 | 0 | 0 | 0 | 0 |
|           | 3Q2005 | 0  | 4     | 0 | 0 | 0 | 0 | 0 |
|           | CY2005 | 0  | 3     | 0 | 0 | 0 | 0 | 0 |
| Hardee    | 1Q2005 | 0  | 3     | 0 | 0 | 0 | 0 | 0 |
|           | 2Q2005 | 0  | 3     | 0 | 0 | 0 | 0 | 0 |
|           | 3Q2005 | 0  | 3     | 0 | 0 | 0 | 0 | 0 |
|           | CY2005 | 0  | 4     | 0 | 0 | 0 | 0 | 0 |
| Hendry    | 1Q2005 | 2  | 24    | 0 | 0 | 0 | 0 | 0 |
|           | 2Q2005 | 0  | 22    | 0 | 0 | 0 | 0 | 0 |
|           | 3Q2005 | 0  | 22    | 2 | 0 | 0 | 0 | 0 |
|           | CY2005 | 0  | 23    | 0 | 0 | 0 | 0 | 0 |

# Managed Care Enrollment by Company by Market Segment by County at Quarter End as of December 31, 2005

|              |        |     |        |    |   |   |   |   |
|--------------|--------|-----|--------|----|---|---|---|---|
| Hernando     | 1Q2005 | 0   | 295    | 0  | 0 | 0 | 0 | 0 |
|              | 2Q2005 | 0   | 296    | 0  | 0 | 0 | 0 | 0 |
|              | 3Q2005 | 0   | 292    | 0  | 0 | 0 | 0 | 0 |
|              | CY2005 | 0   | 359    | 0  | 0 | 0 | 0 | 0 |
| Highlands    | 1Q2005 | 0   | 14     | 0  | 0 | 0 | 0 | 0 |
|              | 2Q2005 | 0   | 12     | 0  | 0 | 0 | 0 | 0 |
|              | 3Q2005 | 0   | 12     | 0  | 0 | 0 | 0 | 0 |
|              | CY2005 | 0   | 8      | 0  | 0 | 0 | 0 | 0 |
| Hillsborough | 1Q2005 | 117 | 8,975  | 0  | 0 | 0 | 0 | 0 |
|              | 2Q2005 | 46  | 9,411  | 0  | 0 | 0 | 0 | 0 |
|              | 3Q2005 | 19  | 9,290  | 46 | 0 | 0 | 0 | 0 |
|              | CY2005 | 0   | 10,068 | 0  | 0 | 0 | 0 | 0 |
| Holmes       | 1Q2005 | 0   | 0      | 0  | 0 | 0 | 0 | 0 |
|              | 2Q2005 | 0   | 0      | 0  | 0 | 0 | 0 | 0 |
|              | 3Q2005 | 0   | 0      | 0  | 0 | 0 | 0 | 0 |
|              | CY2005 | 0   | 0      | 0  | 0 | 0 | 0 | 0 |
| Indian River | 1Q2005 | 1   | 35     | 0  | 0 | 0 | 0 | 0 |
|              | 2Q2005 | 1   | 37     | 0  | 0 | 0 | 0 | 0 |
|              | 3Q2005 | 1   | 37     | 0  | 0 | 0 | 0 | 0 |
|              | CY2005 | 0   | 70     | 0  | 0 | 0 | 0 | 0 |
| Jackson      | 1Q2005 | 0   | 0      | 0  | 0 | 0 | 0 | 0 |
|              | 2Q2005 | 0   | 0      | 0  | 0 | 0 | 0 | 0 |
|              | 3Q2005 | 0   | 0      | 0  | 0 | 0 | 0 | 0 |
|              | CY2005 | 0   | 0      | 0  | 0 | 0 | 0 | 0 |
| Jefferson    | 1Q2005 | 0   | 6      | 0  | 0 | 0 | 0 | 0 |
|              | 2Q2005 | 0   | 6      | 0  | 0 | 0 | 0 | 0 |
|              | 3Q2005 | 0   | 6      | 0  | 0 | 0 | 0 | 0 |
|              | CY2005 | 0   | 9      | 0  | 0 | 0 | 0 | 0 |
| Lafayette    | 1Q2005 | 0   | 0      | 0  | 0 | 0 | 0 | 0 |
|              | 2Q2005 | 0   | 0      | 0  | 0 | 0 | 0 | 0 |
|              | 3Q2005 | 0   | 0      | 0  | 0 | 0 | 0 | 0 |
|              | CY2005 | 0   | 0      | 0  | 0 | 0 | 0 | 0 |
| Lake         | 1Q2005 | 2   | 620    | 0  | 0 | 0 | 0 | 0 |
|              | 2Q2005 | 3   | 638    | 0  | 0 | 0 | 0 | 0 |
|              | 3Q2005 | 3   | 624    | 2  | 0 | 0 | 0 | 0 |
|              | CY2005 | 0   | 694    | 0  | 0 | 0 | 0 | 0 |
| Lee          | 1Q2005 | 0   | 100    | 0  | 0 | 0 | 0 | 0 |
|              | 2Q2005 | 0   | 72     | 0  | 0 | 0 | 0 | 0 |
|              | 3Q2005 | 0   | 70     | 0  | 0 | 0 | 0 | 0 |
|              | CY2005 | 0   | 200    | 0  | 0 | 0 | 0 | 0 |
| Leon         | 1Q2005 | 0   | 3      | 0  | 0 | 0 | 0 | 0 |
|              | 2Q2005 | 0   | 4      | 0  | 0 | 0 | 0 | 0 |
|              | 3Q2005 | 0   | 4      | 0  | 0 | 0 | 0 | 0 |
|              | CY2005 | 0   | 15     | 0  | 0 | 0 | 0 | 0 |
| Levy         | 1Q2005 | 0   | 4      | 0  | 0 | 0 | 0 | 0 |
|              | 2Q2005 | 0   | 4      | 0  | 0 | 0 | 0 | 0 |
|              | 3Q2005 | 0   | 4      | 0  | 0 | 0 | 0 | 0 |
|              | CY2005 | 0   | 7      | 0  | 0 | 0 | 0 | 0 |
| Liberty      | 1Q2005 | 0   | 0      | 0  | 0 | 0 | 0 | 0 |
|              | 2Q2005 | 0   | 0      | 0  | 0 | 0 | 0 | 0 |
|              | 3Q2005 | 0   | 0      | 0  | 0 | 0 | 0 | 0 |
|              | CY2005 | 0   | 0      | 0  | 0 | 0 | 0 | 0 |

# Managed Care Enrollment by Company by Market Segment by County at Quarter End as of December 31, 2005

|            |        |     |       |    |   |   |   |   |
|------------|--------|-----|-------|----|---|---|---|---|
| Madison    | 1Q2005 | 0   | 0     | 0  | 0 | 0 | 0 | 0 |
|            | 2Q2005 | 0   | 0     | 0  | 0 | 0 | 0 | 0 |
|            | 3Q2005 | 0   | 0     | 0  | 0 | 0 | 0 | 0 |
|            | CY2005 | 0   | 0     | 0  | 0 | 0 | 0 | 0 |
| Manatee    | 1Q2005 | 1   | 188   | 0  | 0 | 0 | 0 | 0 |
|            | 2Q2005 | 1   | 206   | 0  | 0 | 0 | 0 | 0 |
|            | 3Q2005 | 1   | 202   | 0  | 0 | 0 | 0 | 0 |
|            | CY2005 | 0   | 268   | 0  | 0 | 0 | 0 | 0 |
| Marion     | 1Q2005 | 0   | 87    | 0  | 0 | 0 | 0 | 0 |
|            | 2Q2005 | 0   | 77    | 0  | 0 | 0 | 0 | 0 |
|            | 3Q2005 | 0   | 75    | 0  | 0 | 0 | 0 | 0 |
|            | CY2005 | 0   | 68    | 0  | 0 | 0 | 0 | 0 |
| Martin     | 1Q2005 | 14  | 129   | 0  | 0 | 0 | 0 | 0 |
|            | 2Q2005 | 9   | 136   | 0  | 0 | 0 | 0 | 0 |
|            | 3Q2005 | 5   | 134   | 0  | 0 | 0 | 0 | 0 |
|            | CY2005 | 0   | 166   | 0  | 0 | 0 | 0 | 0 |
| Miami-Dade | 1Q2005 | 93  | 7,059 | 0  | 0 | 0 | 0 | 0 |
|            | 2Q2005 | 39  | 7,140 | 0  | 0 | 0 | 0 | 0 |
|            | 3Q2005 | 13  | 7,031 | 13 | 0 | 0 | 0 | 0 |
|            | CY2005 | 0   | 7,832 | 0  | 0 | 0 | 0 | 0 |
| Monroe     | 1Q2005 | 2   | 14    | 0  | 0 | 0 | 0 | 0 |
|            | 2Q2005 | 0   | 13    | 0  | 0 | 0 | 0 | 0 |
|            | 3Q2005 | 0   | 13    | 2  | 0 | 0 | 0 | 0 |
|            | CY2005 | 0   | 16    | 0  | 0 | 0 | 0 | 0 |
| Nassau     | 1Q2005 | 0   | 71    | 0  | 0 | 0 | 0 | 0 |
|            | 2Q2005 | 0   | 63    | 0  | 0 | 0 | 0 | 0 |
|            | 3Q2005 | 0   | 63    | 0  | 0 | 0 | 0 | 0 |
|            | CY2005 | 0   | 96    | 0  | 0 | 0 | 0 | 0 |
| Okaloosa   | 1Q2005 | 0   | 0     | 0  | 0 | 0 | 0 | 0 |
|            | 2Q2005 | 0   | 0     | 0  | 0 | 0 | 0 | 0 |
|            | 3Q2005 | 0   | 0     | 0  | 0 | 0 | 0 | 0 |
|            | CY2005 | 0   | 0     | 0  | 0 | 0 | 0 | 0 |
| Okeechobee | 1Q2005 | 0   | 21    | 0  | 0 | 0 | 0 | 0 |
|            | 2Q2005 | 0   | 23    | 0  | 0 | 0 | 0 | 0 |
|            | 3Q2005 | 0   | 22    | 0  | 0 | 0 | 0 | 0 |
|            | CY2005 | 0   | 41    | 0  | 0 | 0 | 0 | 0 |
| Orange     | 1Q2005 | 52  | 9,315 | 0  | 0 | 0 | 0 | 0 |
|            | 2Q2005 | 17  | 9,327 | 0  | 0 | 0 | 0 | 0 |
|            | 3Q2005 | 2   | 9,141 | 25 | 0 | 0 | 0 | 0 |
|            | CY2005 | 0   | 9,990 | 0  | 0 | 0 | 0 | 0 |
| Osceola    | 1Q2005 | 5   | 5,365 | 0  | 0 | 0 | 0 | 0 |
|            | 2Q2005 | 1   | 5,577 | 0  | 0 | 0 | 0 | 0 |
|            | 3Q2005 | 0   | 5,481 | 3  | 0 | 0 | 0 | 0 |
|            | CY2005 | 0   | 5,710 | 0  | 0 | 0 | 0 | 0 |
| Other      | 1Q2005 | 0   | 5     | 0  | 0 | 0 | 0 | 0 |
|            | 2Q2005 | 0   | 0     | 0  | 0 | 0 | 0 | 0 |
|            | 3Q2005 | 2   | 708   | 1  | 0 | 0 | 0 | 0 |
|            | CY2005 | 0   | 732   | 0  | 0 | 0 | 0 | 0 |
| Palm Beach | 1Q2005 | 303 | 7,381 | 0  | 0 | 0 | 0 | 0 |
|            | 2Q2005 | 174 | 7,444 | 0  | 0 | 0 | 0 | 0 |
|            | 3Q2005 | 58  | 7,384 | 33 | 0 | 0 | 0 | 0 |
|            | CY2005 | 0   | 8,252 | 0  | 0 | 0 | 0 | 0 |

# Managed Care Enrollment by Company by Market Segment by County at Quarter End as of December 31, 2005

|            |        |     |        |    |   |   |   |   |
|------------|--------|-----|--------|----|---|---|---|---|
| Pasco      | 1Q2005 | 27  | 2,846  | 0  | 0 | 0 | 0 | 0 |
|            | 2Q2005 | 17  | 2,931  | 0  | 0 | 0 | 0 | 0 |
|            | 3Q2005 | 6   | 2,890  | 10 | 0 | 0 | 0 | 0 |
|            | CY2005 | 0   | 2,973  | 0  | 0 | 0 | 0 | 0 |
| Pinellas   | 1Q2005 | 122 | 7,869  | 0  | 0 | 0 | 0 | 0 |
|            | 2Q2005 | 36  | 7,766  | 0  | 0 | 0 | 0 | 0 |
|            | 3Q2005 | 22  | 7,653  | 55 | 0 | 0 | 0 | 0 |
|            | CY2005 | 0   | 7,474  | 0  | 0 | 0 | 0 | 0 |
| Polk       | 1Q2005 | 4   | 1,518  | 0  | 0 | 0 | 0 | 0 |
|            | 2Q2005 | 1   | 1,534  | 0  | 0 | 0 | 0 | 0 |
|            | 3Q2005 | 1   | 1,467  | 3  | 0 | 0 | 0 | 0 |
|            | CY2005 | 0   | 2,625  | 0  | 0 | 0 | 0 | 0 |
| Putnam     | 1Q2005 | 1   | 5      | 0  | 0 | 0 | 0 | 0 |
|            | 2Q2005 | 0   | 5      | 0  | 0 | 0 | 0 | 0 |
|            | 3Q2005 | 0   | 5      | 1  | 0 | 0 | 0 | 0 |
|            | CY2005 | 0   | 11     | 0  | 0 | 0 | 0 | 0 |
| Santa Rosa | 1Q2005 | 0   | 3      | 0  | 0 | 0 | 0 | 0 |
|            | 2Q2005 | 0   | 3      | 0  | 0 | 0 | 0 | 0 |
|            | 3Q2005 | 0   | 3      | 0  | 0 | 0 | 0 | 0 |
|            | CY2005 | 0   | 0      | 0  | 0 | 0 | 0 | 0 |
| Sarasota   | 1Q2005 | 1   | 90     | 0  | 0 | 0 | 0 | 0 |
|            | 2Q2005 | 0   | 97     | 0  | 0 | 0 | 0 | 0 |
|            | 3Q2005 | 0   | 95     | 0  | 0 | 0 | 0 | 0 |
|            | CY2005 | 0   | 210    | 0  | 0 | 0 | 0 | 0 |
| Seminole   | 1Q2005 | 37  | 10,095 | 0  | 0 | 0 | 0 | 0 |
|            | 2Q2005 | 13  | 10,168 | 0  | 0 | 0 | 0 | 0 |
|            | 3Q2005 | 2   | 10,014 | 22 | 0 | 0 | 0 | 0 |
|            | CY2005 | 0   | 10,569 | 0  | 0 | 0 | 0 | 0 |
| St. Johns  | 1Q2005 | 0   | 95     | 0  | 0 | 0 | 0 | 0 |
|            | 2Q2005 | 0   | 83     | 0  | 0 | 0 | 0 | 0 |
|            | 3Q2005 | 0   | 0      | 0  | 0 | 0 | 0 | 0 |
|            | CY2005 | 0   | 0      | 0  | 0 | 0 | 0 | 0 |
| St. Lucie  | 1Q2005 | 5   | 107    | 0  | 0 | 0 | 0 | 0 |
|            | 2Q2005 | 2   | 124    | 0  | 0 | 0 | 0 | 0 |
|            | 3Q2005 | 0   | 0      | 0  | 0 | 0 | 0 | 0 |
|            | CY2005 | 0   | 0      | 0  | 0 | 0 | 0 | 0 |
| Sumter     | 1Q2005 | 0   | 18     | 0  | 0 | 0 | 0 | 0 |
|            | 2Q2005 | 0   | 17     | 0  | 0 | 0 | 0 | 0 |
|            | 3Q2005 | 0   | 17     | 0  | 0 | 0 | 0 | 0 |
|            | CY2005 | 0   | 16     | 0  | 0 | 0 | 0 | 0 |
| Suwannee   | 1Q2005 | 0   | 1      | 0  | 0 | 0 | 0 | 0 |
|            | 2Q2005 | 0   | 4      | 0  | 0 | 0 | 0 | 0 |
|            | 3Q2005 | 0   | 4      | 0  | 0 | 0 | 0 | 0 |
|            | CY2005 | 0   | 2      | 0  | 0 | 0 | 0 | 0 |
| Taylor     | 1Q2005 | 0   | 0      | 0  | 0 | 0 | 0 | 0 |
|            | 2Q2005 | 0   | 0      | 0  | 0 | 0 | 0 | 0 |
|            | 3Q2005 | 0   | 0      | 0  | 0 | 0 | 0 | 0 |
|            | CY2005 | 0   | 2      | 0  | 0 | 0 | 0 | 0 |
| Union      | 1Q2005 | 0   | 4      | 0  | 0 | 0 | 0 | 0 |
|            | 2Q2005 | 0   | 4      | 0  | 0 | 0 | 0 | 0 |
|            | 3Q2005 | 0   | 4      | 0  | 0 | 0 | 0 | 0 |
|            | CY2005 | 0   | 3      | 0  | 0 | 0 | 0 | 0 |

# Managed Care Enrollment by Company by Market Segment by County at Quarter End as of December 31, 2005

|            |        |   |       |   |   |   |   |   |
|------------|--------|---|-------|---|---|---|---|---|
| Volusia    | 1Q2005 | 4 | 1,318 | 0 | 0 | 0 | 0 | 0 |
|            | 2Q2005 | 1 | 1,335 | 0 | 0 | 0 | 0 | 0 |
|            | 3Q2005 | 0 | 1,312 | 3 | 0 | 0 | 0 | 0 |
|            | CY2005 | 0 | 1,506 | 0 | 0 | 0 | 0 | 0 |
| Wakulla    | 1Q2005 | 0 | 0     | 0 | 0 | 0 | 0 | 0 |
|            | 2Q2005 | 0 | 0     | 0 | 0 | 0 | 0 | 0 |
|            | 3Q2005 | 0 | 0     | 0 | 0 | 0 | 0 | 0 |
|            | CY2005 | 0 | 0     | 0 | 0 | 0 | 0 | 0 |
| Walton     | 1Q2005 | 0 | 0     | 0 | 0 | 0 | 0 | 0 |
|            | 2Q2005 | 0 | 0     | 0 | 0 | 0 | 0 | 0 |
|            | 3Q2005 | 0 | 2     | 0 | 0 | 0 | 0 | 0 |
|            | CY2005 | 0 | 2     | 0 | 0 | 0 | 0 | 0 |
| Washington | 1Q2005 | 0 | 3     | 0 | 0 | 0 | 0 | 0 |
|            | 2Q2005 | 0 | 2     | 0 | 0 | 0 | 0 | 0 |
|            | 3Q2005 | 0 | 2     | 0 | 0 | 0 | 0 | 0 |
|            | CY2005 | 0 | 0     | 0 | 0 | 0 | 0 | 0 |

# Managed Care Enrollment by Company by Market Segment by County at Quarter End as of December 31, 2005

**CITRUS HEALTH CARE, INC.**

NAIC Company Code

11836

|           |        | SMALL GROUP | LARGE GROUP | INDIVIDUAL | HEALTHY KIDS | MEDICAID | MEDICARE | FEDERAL EMPLOYEES |
|-----------|--------|-------------|-------------|------------|--------------|----------|----------|-------------------|
| Alachua   | 1Q2005 | 0           | 0           | 0          | 0            | 1        | 0        | 0                 |
|           | 2Q2005 | 0           | 0           | 0          | 0            | 0        | 0        | 0                 |
|           | 3Q2005 | 0           | 0           | 0          | 0            | 0        | 0        | 0                 |
|           | CY2005 | 0           | 0           | 0          | 0            | 0        | 0        | 0                 |
| Baker     | 1Q2005 | 0           | 0           | 0          | 0            | 0        | 0        | 0                 |
|           | 2Q2005 | 0           | 0           | 0          | 0            | 0        | 0        | 0                 |
|           | 3Q2005 | 0           | 0           | 0          | 0            | 0        | 0        | 0                 |
|           | CY2005 | 0           | 0           | 0          | 0            | 0        | 0        | 0                 |
| Bay       | 1Q2005 | 0           | 0           | 0          | 0            | 4        | 0        | 0                 |
|           | 2Q2005 | 0           | 0           | 0          | 0            | 0        | 0        | 0                 |
|           | 3Q2005 | 0           | 0           | 0          | 0            | 0        | 0        | 0                 |
|           | CY2005 | 0           | 0           | 0          | 0            | 0        | 0        | 0                 |
| Bradford  | 1Q2005 | 0           | 0           | 0          | 0            | 0        | 0        | 0                 |
|           | 2Q2005 | 0           | 0           | 0          | 0            | 0        | 0        | 0                 |
|           | 3Q2005 | 0           | 0           | 0          | 0            | 0        | 0        | 0                 |
|           | CY2005 | 0           | 0           | 0          | 0            | 0        | 0        | 0                 |
| Brevard   | 1Q2005 | 0           | 0           | 0          | 0            | 1        | 2        | 0                 |
|           | 2Q2005 | 0           | 0           | 0          | 0            | 0        | 0        | 0                 |
|           | 3Q2005 | 0           | 0           | 0          | 0            | 0        | 0        | 0                 |
|           | CY2005 | 0           | 0           | 0          | 0            | 0        | 0        | 0                 |
| Broward   | 1Q2005 | 0           | 0           | 0          | 0            | 9        | 0        | 0                 |
|           | 2Q2005 | 0           | 0           | 0          | 0            | 0        | 0        | 0                 |
|           | 3Q2005 | 0           | 0           | 0          | 0            | 0        | 0        | 0                 |
|           | CY2005 | 0           | 0           | 0          | 0            | 0        | 0        | 0                 |
| Calhoun   | 1Q2005 | 0           | 0           | 0          | 0            | 0        | 0        | 0                 |
|           | 2Q2005 | 0           | 0           | 0          | 0            | 0        | 0        | 0                 |
|           | 3Q2005 | 0           | 0           | 0          | 0            | 0        | 0        | 0                 |
|           | CY2005 | 0           | 0           | 0          | 0            | 0        | 0        | 0                 |
| Charlotte | 1Q2005 | 0           | 0           | 0          | 0            | 1        | 0        | 0                 |
|           | 2Q2005 | 0           | 0           | 0          | 0            | 0        | 0        | 0                 |
|           | 3Q2005 | 0           | 0           | 0          | 0            | 0        | 0        | 0                 |
|           | CY2005 | 0           | 0           | 0          | 0            | 0        | 0        | 0                 |
| Citrus    | 1Q2005 | 0           | 0           | 0          | 0            | 2        | 0        | 0                 |
|           | 2Q2005 | 0           | 0           | 0          | 0            | 0        | 0        | 0                 |
|           | 3Q2005 | 0           | 0           | 0          | 0            | 0        | 0        | 0                 |
|           | CY2005 | 0           | 0           | 0          | 0            | 0        | 0        | 0                 |
| Clay      | 1Q2005 | 0           | 0           | 0          | 0            | 0        | 0        | 0                 |
|           | 2Q2005 | 0           | 0           | 0          | 0            | 0        | 0        | 0                 |
|           | 3Q2005 | 0           | 0           | 0          | 0            | 0        | 0        | 0                 |
|           | CY2005 | 0           | 0           | 0          | 0            | 0        | 0        | 0                 |
| Collier   | 1Q2005 | 0           | 0           | 0          | 0            | 5        | 0        | 0                 |
|           | 2Q2005 | 0           | 0           | 0          | 0            | 5        | 0        | 0                 |
|           | 3Q2005 | 0           | 0           | 0          | 0            | 0        | 0        | 0                 |
|           | CY2005 | 0           | 0           | 0          | 0            | 0        | 0        | 0                 |
| Columbia  | 1Q2005 | 0           | 0           | 0          | 0            | 0        | 0        | 0                 |
|           | 2Q2005 | 0           | 0           | 0          | 0            | 0        | 0        | 0                 |
|           | 3Q2005 | 0           | 0           | 0          | 0            | 0        | 0        | 0                 |
|           | CY2005 | 0           | 0           | 0          | 0            | 0        | 0        | 0                 |

# Managed Care Enrollment by Company by Market Segment by County at Quarter End as of December 31, 2005

|           |        |   |   |   |   |   |   |   |
|-----------|--------|---|---|---|---|---|---|---|
| De Soto   | 1Q2005 | 0 | 0 | 0 | 0 | 2 | 0 | 0 |
|           | 2Q2005 | 0 | 0 | 0 | 0 | 0 | 0 | 0 |
|           | 3Q2005 | 0 | 0 | 0 | 0 | 0 | 0 | 0 |
|           | CY2005 | 0 | 0 | 0 | 0 | 0 | 0 | 0 |
| Dixie     | 1Q2005 | 0 | 0 | 0 | 0 | 3 | 0 | 0 |
|           | 2Q2005 | 0 | 0 | 0 | 0 | 0 | 0 | 0 |
|           | 3Q2005 | 0 | 0 | 0 | 0 | 0 | 0 | 0 |
|           | CY2005 | 0 | 0 | 0 | 0 | 0 | 0 | 0 |
| Duval     | 1Q2005 | 0 | 0 | 0 | 0 | 3 | 0 | 0 |
|           | 2Q2005 | 0 | 0 | 0 | 0 | 0 | 0 | 0 |
|           | 3Q2005 | 0 | 0 | 0 | 0 | 0 | 0 | 0 |
|           | CY2005 | 0 | 0 | 0 | 0 | 0 | 0 | 0 |
| Escambia  | 1Q2005 | 0 | 0 | 0 | 0 | 0 | 0 | 0 |
|           | 2Q2005 | 0 | 0 | 0 | 0 | 0 | 0 | 0 |
|           | 3Q2005 | 0 | 0 | 0 | 0 | 0 | 0 | 0 |
|           | CY2005 | 0 | 0 | 0 | 0 | 0 | 0 | 0 |
| Flagler   | 1Q2005 | 0 | 0 | 0 | 0 | 0 | 0 | 0 |
|           | 2Q2005 | 0 | 0 | 0 | 0 | 0 | 0 | 0 |
|           | 3Q2005 | 0 | 0 | 0 | 0 | 0 | 0 | 0 |
|           | CY2005 | 0 | 0 | 0 | 0 | 0 | 0 | 0 |
| Franklin  | 1Q2005 | 0 | 0 | 0 | 0 | 0 | 0 | 0 |
|           | 2Q2005 | 0 | 0 | 0 | 0 | 0 | 0 | 0 |
|           | 3Q2005 | 0 | 0 | 0 | 0 | 0 | 0 | 0 |
|           | CY2005 | 0 | 0 | 0 | 0 | 0 | 0 | 0 |
| Gadsden   | 1Q2005 | 0 | 0 | 0 | 0 | 1 | 0 | 0 |
|           | 2Q2005 | 0 | 0 | 0 | 0 | 0 | 0 | 0 |
|           | 3Q2005 | 0 | 0 | 0 | 0 | 0 | 0 | 0 |
|           | CY2005 | 0 | 0 | 0 | 0 | 0 | 0 | 0 |
| Gilchrist | 1Q2005 | 0 | 0 | 0 | 0 | 0 | 0 | 0 |
|           | 2Q2005 | 0 | 0 | 0 | 0 | 0 | 0 | 0 |
|           | 3Q2005 | 0 | 0 | 0 | 0 | 0 | 0 | 0 |
|           | CY2005 | 0 | 0 | 0 | 0 | 0 | 0 | 0 |
| Glades    | 1Q2005 | 0 | 0 | 0 | 0 | 0 | 0 | 0 |
|           | 2Q2005 | 0 | 0 | 0 | 0 | 0 | 0 | 0 |
|           | 3Q2005 | 0 | 0 | 0 | 0 | 0 | 0 | 0 |
|           | CY2005 | 0 | 0 | 0 | 0 | 0 | 0 | 0 |
| Gulf      | 1Q2005 | 0 | 0 | 0 | 0 | 0 | 0 | 0 |
|           | 2Q2005 | 0 | 0 | 0 | 0 | 0 | 0 | 0 |
|           | 3Q2005 | 0 | 0 | 0 | 0 | 0 | 0 | 0 |
|           | CY2005 | 0 | 0 | 0 | 0 | 0 | 0 | 0 |
| Hamilton  | 1Q2005 | 0 | 0 | 0 | 0 | 0 | 0 | 0 |
|           | 2Q2005 | 0 | 0 | 0 | 0 | 0 | 0 | 0 |
|           | 3Q2005 | 0 | 0 | 0 | 0 | 0 | 0 | 0 |
|           | CY2005 | 0 | 0 | 0 | 0 | 0 | 0 | 0 |
| Hardee    | 1Q2005 | 0 | 0 | 0 | 0 | 3 | 0 | 0 |
|           | 2Q2005 | 0 | 0 | 0 | 0 | 0 | 0 | 0 |
|           | 3Q2005 | 0 | 0 | 0 | 0 | 0 | 0 | 0 |
|           | CY2005 | 0 | 0 | 0 | 0 | 0 | 0 | 0 |
| Hendry    | 1Q2005 | 0 | 0 | 0 | 0 | 0 | 0 | 0 |
|           | 2Q2005 | 0 | 0 | 0 | 0 | 0 | 0 | 0 |
|           | 3Q2005 | 0 | 0 | 0 | 0 | 0 | 0 | 0 |
|           | CY2005 | 0 | 0 | 0 | 0 | 0 | 0 | 0 |

# Managed Care Enrollment by Company by Market Segment by County at Quarter End as of December 31, 2005

|              |        |   |   |     |   |       |    |   |
|--------------|--------|---|---|-----|---|-------|----|---|
| Hernando     | 1Q2005 | 0 | 0 | 2   | 0 | 16    | 0  | 0 |
|              | 2Q2005 | 0 | 0 | 2   | 0 | 0     | 0  | 0 |
|              | 3Q2005 | 0 | 0 | 0   | 0 | 0     | 0  | 0 |
|              | CY2005 | 0 | 0 | 0   | 0 | 0     | 0  | 0 |
| Highlands    | 1Q2005 | 0 | 0 | 0   | 0 | 3     | 0  | 0 |
|              | 2Q2005 | 0 | 0 | 0   | 0 | 0     | 0  | 0 |
|              | 3Q2005 | 0 | 0 | 0   | 0 | 0     | 0  | 0 |
|              | CY2005 | 0 | 0 | 0   | 0 | 0     | 0  | 0 |
| Hillsborough | 1Q2005 | 0 | 0 | 305 | 0 | 2,737 | 83 | 0 |
|              | 2Q2005 | 0 | 0 | 374 | 0 | 3,293 | 83 | 0 |
|              | 3Q2005 | 0 | 0 | 393 | 0 | 3,735 | 76 | 0 |
|              | CY2005 | 0 | 0 | 388 | 0 | 4,177 | 73 | 0 |
| Holmes       | 1Q2005 | 0 | 0 | 0   | 0 | 0     | 0  | 0 |
|              | 2Q2005 | 0 | 0 | 0   | 0 | 0     | 0  | 0 |
|              | 3Q2005 | 0 | 0 | 0   | 0 | 0     | 0  | 0 |
|              | CY2005 | 0 | 0 | 0   | 0 | 0     | 0  | 0 |
| Indian River | 1Q2005 | 0 | 0 | 0   | 0 | 1     | 0  | 0 |
|              | 2Q2005 | 0 | 0 | 0   | 0 | 0     | 0  | 0 |
|              | 3Q2005 | 0 | 0 | 0   | 0 | 0     | 0  | 0 |
|              | CY2005 | 0 | 0 | 0   | 0 | 0     | 0  | 0 |
| Jackson      | 1Q2005 | 0 | 0 | 0   | 0 | 2     | 0  | 0 |
|              | 2Q2005 | 0 | 0 | 0   | 0 | 0     | 0  | 0 |
|              | 3Q2005 | 0 | 0 | 0   | 0 | 0     | 0  | 0 |
|              | CY2005 | 0 | 0 | 0   | 0 | 0     | 0  | 0 |
| Jefferson    | 1Q2005 | 0 | 0 | 0   | 0 | 0     | 0  | 0 |
|              | 2Q2005 | 0 | 0 | 0   | 0 | 0     | 0  | 0 |
|              | 3Q2005 | 0 | 0 | 0   | 0 | 0     | 0  | 0 |
|              | CY2005 | 0 | 0 | 0   | 0 | 0     | 0  | 0 |
| Lafayette    | 1Q2005 | 0 | 0 | 0   | 0 | 0     | 0  | 0 |
|              | 2Q2005 | 0 | 0 | 0   | 0 | 0     | 0  | 0 |
|              | 3Q2005 | 0 | 0 | 0   | 0 | 0     | 0  | 0 |
|              | CY2005 | 0 | 0 | 0   | 0 | 0     | 0  | 0 |
| Lake         | 1Q2005 | 0 | 0 | 7   | 0 | 0     | 0  | 0 |
|              | 2Q2005 | 0 | 0 | 7   | 0 | 0     | 0  | 0 |
|              | 3Q2005 | 0 | 0 | 9   | 0 | 0     | 0  | 0 |
|              | CY2005 | 0 | 0 | 7   | 0 | 0     | 0  | 0 |
| Lee          | 1Q2005 | 0 | 0 | 0   | 0 | 3     | 0  | 0 |
|              | 2Q2005 | 0 | 0 | 0   | 0 | 0     | 0  | 0 |
|              | 3Q2005 | 0 | 0 | 0   | 0 | 0     | 0  | 0 |
|              | CY2005 | 0 | 0 | 0   | 0 | 0     | 0  | 0 |
| Leon         | 1Q2005 | 0 | 0 | 0   | 0 | 2     | 0  | 0 |
|              | 2Q2005 | 0 | 0 | 0   | 0 | 0     | 0  | 0 |
|              | 3Q2005 | 0 | 0 | 0   | 0 | 0     | 0  | 0 |
|              | CY2005 | 0 | 0 | 0   | 0 | 0     | 0  | 0 |
| Levy         | 1Q2005 | 0 | 0 | 0   | 0 | 0     | 0  | 0 |
|              | 2Q2005 | 0 | 0 | 0   | 0 | 0     | 0  | 0 |
|              | 3Q2005 | 0 | 0 | 0   | 0 | 0     | 0  | 0 |
|              | CY2005 | 0 | 0 | 0   | 0 | 0     | 0  | 0 |
| Liberty      | 1Q2005 | 0 | 0 | 0   | 0 | 0     | 0  | 0 |
|              | 2Q2005 | 0 | 0 | 0   | 0 | 0     | 0  | 0 |
|              | 3Q2005 | 0 | 0 | 0   | 0 | 0     | 0  | 0 |
|              | CY2005 | 0 | 0 | 0   | 0 | 0     | 0  | 0 |

# Managed Care Enrollment by Company by Market Segment by County at Quarter End as of December 31, 2005

|            |        |   |   |    |   |     |    |   |
|------------|--------|---|---|----|---|-----|----|---|
| Madison    | 1Q2005 | 0 | 0 | 0  | 0 | 0   | 0  | 0 |
|            | 2Q2005 | 0 | 0 | 0  | 0 | 0   | 0  | 0 |
|            | 3Q2005 | 0 | 0 | 0  | 0 | 0   | 0  | 0 |
|            | CY2005 | 0 | 0 | 0  | 0 | 0   | 0  | 0 |
| Manatee    | 1Q2005 | 0 | 0 | 0  | 0 | 2   | 0  | 0 |
|            | 2Q2005 | 0 | 0 | 0  | 0 | 0   | 0  | 0 |
|            | 3Q2005 | 0 | 0 | 0  | 0 | 0   | 0  | 0 |
|            | CY2005 | 0 | 0 | 0  | 0 | 0   | 0  | 0 |
| Marion     | 1Q2005 | 0 | 0 | 0  | 0 | 0   | 0  | 0 |
|            | 2Q2005 | 0 | 0 | 0  | 0 | 0   | 0  | 0 |
|            | 3Q2005 | 0 | 0 | 0  | 0 | 0   | 0  | 0 |
|            | CY2005 | 0 | 0 | 0  | 0 | 0   | 0  | 0 |
| Martin     | 1Q2005 | 0 | 0 | 0  | 0 | 0   | 0  | 0 |
|            | 2Q2005 | 0 | 0 | 0  | 0 | 0   | 0  | 0 |
|            | 3Q2005 | 0 | 0 | 0  | 0 | 0   | 0  | 0 |
|            | CY2005 | 0 | 0 | 0  | 0 | 0   | 0  | 0 |
| Miami-Dade | 1Q2005 | 0 | 0 | 0  | 0 | 15  | 0  | 0 |
|            | 2Q2005 | 0 | 0 | 0  | 0 | 0   | 0  | 0 |
|            | 3Q2005 | 0 | 0 | 0  | 0 | 0   | 0  | 0 |
|            | CY2005 | 0 | 0 | 0  | 0 | 0   | 0  | 0 |
| Monroe     | 1Q2005 | 0 | 0 | 0  | 0 | 0   | 0  | 0 |
|            | 2Q2005 | 0 | 0 | 0  | 0 | 0   | 0  | 0 |
|            | 3Q2005 | 0 | 0 | 0  | 0 | 0   | 0  | 0 |
|            | CY2005 | 0 | 0 | 0  | 0 | 0   | 0  | 0 |
| Nassau     | 1Q2005 | 0 | 0 | 0  | 0 | 0   | 0  | 0 |
|            | 2Q2005 | 0 | 0 | 0  | 0 | 0   | 0  | 0 |
|            | 3Q2005 | 0 | 0 | 0  | 0 | 0   | 0  | 0 |
|            | CY2005 | 0 | 0 | 0  | 0 | 0   | 0  | 0 |
| Okaloosa   | 1Q2005 | 0 | 0 | 0  | 0 | 0   | 0  | 0 |
|            | 2Q2005 | 0 | 0 | 0  | 0 | 0   | 0  | 0 |
|            | 3Q2005 | 0 | 0 | 0  | 0 | 0   | 0  | 0 |
|            | CY2005 | 0 | 0 | 0  | 0 | 0   | 0  | 0 |
| Okeechobee | 1Q2005 | 0 | 0 | 0  | 0 | 0   | 0  | 0 |
|            | 2Q2005 | 0 | 0 | 0  | 0 | 0   | 0  | 0 |
|            | 3Q2005 | 0 | 0 | 0  | 0 | 0   | 0  | 0 |
|            | CY2005 | 0 | 0 | 0  | 0 | 0   | 0  | 0 |
| Orange     | 1Q2005 | 0 | 0 | 41 | 0 | 9   | 0  | 0 |
|            | 2Q2005 | 0 | 0 | 49 | 0 | 0   | 0  | 0 |
|            | 3Q2005 | 0 | 0 | 57 | 0 | 0   | 0  | 0 |
|            | CY2005 | 0 | 0 | 61 | 0 | 0   | 0  | 0 |
| Osceola    | 1Q2005 | 0 | 0 | 9  | 0 | 5   | 0  | 0 |
|            | 2Q2005 | 0 | 0 | 12 | 0 | 0   | 0  | 0 |
|            | 3Q2005 | 0 | 0 | 15 | 0 | 0   | 0  | 0 |
|            | CY2005 | 0 | 0 | 17 | 0 | 0   | 0  | 0 |
| Other      | 1Q2005 | 0 | 0 | 0  | 0 | 35  | 0  | 0 |
|            | 2Q2005 | 0 | 0 | 0  | 0 | 16  | 0  | 0 |
|            | 3Q2005 | 0 | 0 | 1  | 0 | 64  | 15 | 0 |
|            | CY2005 | 0 | 0 | 2  | 0 | 130 | 3  | 0 |
| Palm Beach | 1Q2005 | 0 | 0 | 0  | 0 | 0   | 0  | 0 |
|            | 2Q2005 | 0 | 0 | 0  | 0 | 0   | 0  | 0 |
|            | 3Q2005 | 0 | 0 | 0  | 0 | 0   | 0  | 0 |
|            | CY2005 | 0 | 0 | 0  | 0 | 0   | 0  | 0 |

# Managed Care Enrollment by Company by Market Segment by County at Quarter End as of December 31, 2005

|            |        |   |   |     |   |       |     |   |
|------------|--------|---|---|-----|---|-------|-----|---|
| Pasco      | 1Q2005 | 0 | 0 | 145 | 0 | 1,070 | 20  | 0 |
|            | 2Q2005 | 0 | 0 | 181 | 0 | 1,151 | 17  | 0 |
|            | 3Q2005 | 0 | 0 | 178 | 0 | 1,262 | 13  | 0 |
|            | CY2005 | 0 | 0 | 175 | 0 | 1,598 | 14  | 0 |
| Pinellas   | 1Q2005 | 0 | 0 | 429 | 0 | 2,470 | 56  | 0 |
|            | 2Q2005 | 0 | 0 | 478 | 0 | 2,636 | 53  | 0 |
|            | 3Q2005 | 0 | 0 | 513 | 0 | 2,675 | 44  | 0 |
|            | CY2005 | 0 | 0 | 464 | 0 | 2,911 | 43  | 0 |
| Polk       | 1Q2005 | 0 | 0 | 29  | 0 | 1,740 | 266 | 0 |
|            | 2Q2005 | 0 | 0 | 29  | 0 | 2,113 | 287 | 0 |
|            | 3Q2005 | 0 | 0 | 37  | 0 | 2,447 | 316 | 0 |
|            | CY2005 | 0 | 0 | 37  | 0 | 2,856 | 333 | 0 |
| Putnam     | 1Q2005 | 0 | 0 | 0   | 0 | 1     | 0   | 0 |
|            | 2Q2005 | 0 | 0 | 0   | 0 | 0     | 0   | 0 |
|            | 3Q2005 | 0 | 0 | 0   | 0 | 0     | 0   | 0 |
|            | CY2005 | 0 | 0 | 0   | 0 | 0     | 0   | 0 |
| Santa Rosa | 1Q2005 | 0 | 0 | 0   | 0 | 0     | 0   | 0 |
|            | 2Q2005 | 0 | 0 | 0   | 0 | 0     | 0   | 0 |
|            | 3Q2005 | 0 | 0 | 0   | 0 | 0     | 0   | 0 |
|            | CY2005 | 0 | 0 | 0   | 0 | 0     | 0   | 0 |
| Sarasota   | 1Q2005 | 0 | 0 | 0   | 0 | 2     | 0   | 0 |
|            | 2Q2005 | 0 | 0 | 0   | 0 | 0     | 0   | 0 |
|            | 3Q2005 | 0 | 0 | 0   | 0 | 0     | 0   | 0 |
|            | CY2005 | 0 | 0 | 0   | 0 | 0     | 0   | 0 |
| Seminole   | 1Q2005 | 0 | 0 | 11  | 0 | 8     | 0   | 0 |
|            | 2Q2005 | 0 | 0 | 14  | 0 | 0     | 0   | 0 |
|            | 3Q2005 | 0 | 0 | 14  | 0 | 0     | 0   | 0 |
|            | CY2005 | 0 | 0 | 14  | 0 | 0     | 0   | 0 |
| St. Johns  | 1Q2005 | 0 | 0 | 0   | 0 | 0     | 0   | 0 |
|            | 2Q2005 | 0 | 0 | 0   | 0 | 0     | 0   | 0 |
|            | 3Q2005 | 0 | 0 | 0   | 0 | 0     | 0   | 0 |
|            | CY2005 | 0 | 0 | 0   | 0 | 0     | 0   | 0 |
| St. Lucie  | 1Q2005 | 0 | 0 | 0   | 0 | 0     | 0   | 0 |
|            | 2Q2005 | 0 | 0 | 0   | 0 | 0     | 0   | 0 |
|            | 3Q2005 | 0 | 0 | 0   | 0 | 0     | 0   | 0 |
|            | CY2005 | 0 | 0 | 0   | 0 | 0     | 0   | 0 |
| Sumter     | 1Q2005 | 0 | 0 | 0   | 0 | 0     | 0   | 0 |
|            | 2Q2005 | 0 | 0 | 0   | 0 | 0     | 0   | 0 |
|            | 3Q2005 | 0 | 0 | 0   | 0 | 0     | 0   | 0 |
|            | CY2005 | 0 | 0 | 0   | 0 | 0     | 0   | 0 |
| Suwannee   | 1Q2005 | 0 | 0 | 0   | 0 | 0     | 0   | 0 |
|            | 2Q2005 | 0 | 0 | 0   | 0 | 0     | 0   | 0 |
|            | 3Q2005 | 0 | 0 | 0   | 0 | 0     | 0   | 0 |
|            | CY2005 | 0 | 0 | 0   | 0 | 0     | 0   | 0 |
| Taylor     | 1Q2005 | 0 | 0 | 0   | 0 | 0     | 0   | 0 |
|            | 2Q2005 | 0 | 0 | 0   | 0 | 0     | 0   | 0 |
|            | 3Q2005 | 0 | 0 | 0   | 0 | 0     | 0   | 0 |
|            | CY2005 | 0 | 0 | 0   | 0 | 0     | 0   | 0 |
| Union      | 1Q2005 | 0 | 0 | 0   | 0 | 0     | 0   | 0 |
|            | 2Q2005 | 0 | 0 | 0   | 0 | 0     | 0   | 0 |
|            | 3Q2005 | 0 | 0 | 0   | 0 | 0     | 0   | 0 |
|            | CY2005 | 0 | 0 | 0   | 0 | 0     | 0   | 0 |

# Managed Care Enrollment by Company by Market Segment by County at Quarter End as of December 31, 2005

|            |        |   |   |   |   |   |    |   |
|------------|--------|---|---|---|---|---|----|---|
| Volusia    | 1Q2005 | 0 | 0 | 0 | 0 | 4 | 0  | 0 |
|            | 2Q2005 | 0 | 0 | 0 | 0 | 0 | 0  | 0 |
|            | 3Q2005 | 0 | 0 | 0 | 0 | 0 | 0  | 0 |
|            | CY2005 | 0 | 0 | 0 | 0 | 0 | 25 | 0 |
| Wakulla    | 1Q2005 | 0 | 0 | 0 | 0 | 0 | 0  | 0 |
|            | 2Q2005 | 0 | 0 | 0 | 0 | 0 | 0  | 0 |
|            | 3Q2005 | 0 | 0 | 0 | 0 | 0 | 0  | 0 |
|            | CY2005 | 0 | 0 | 0 | 0 | 0 | 0  | 0 |
| Walton     | 1Q2005 | 0 | 0 | 0 | 0 | 0 | 0  | 0 |
|            | 2Q2005 | 0 | 0 | 0 | 0 | 0 | 0  | 0 |
|            | 3Q2005 | 0 | 0 | 0 | 0 | 0 | 0  | 0 |
|            | CY2005 | 0 | 0 | 0 | 0 | 0 | 0  | 0 |
| Washington | 1Q2005 | 0 | 0 | 0 | 0 | 0 | 0  | 0 |
|            | 2Q2005 | 0 | 0 | 0 | 0 | 0 | 0  | 0 |
|            | 3Q2005 | 0 | 0 | 0 | 0 | 0 | 0  | 0 |
|            | CY2005 | 0 | 0 | 0 | 0 | 0 | 0  | 0 |

# Managed Care Enrollment by Company by Market Segment by County at Quarter End as of December 31, 2005

**DOCTORCARE, INC.**

NAIC Company Code

11960

|           |        | SMALL GROUP | LARGE GROUP | INDIVIDUAL | HEALTHY KIDS | MEDICAID | MEDICARE | FEDERAL EMPLOYEES |
|-----------|--------|-------------|-------------|------------|--------------|----------|----------|-------------------|
| Alachua   | 1Q2005 | 0           | 0           | 0          | 0            | 0        | 0        | 0                 |
|           | 2Q2005 | 0           | 0           | 0          | 0            | 0        | 0        | 0                 |
|           | 3Q2005 | 0           | 0           | 0          | 0            | 0        | 0        | 0                 |
|           | CY2005 | 0           | 0           | 0          | 0            | 0        | 0        | 0                 |
| Baker     | 1Q2005 | 0           | 0           | 0          | 0            | 0        | 0        | 0                 |
|           | 2Q2005 | 0           | 0           | 0          | 0            | 0        | 0        | 0                 |
|           | 3Q2005 | 0           | 0           | 0          | 0            | 0        | 0        | 0                 |
|           | CY2005 | 0           | 0           | 0          | 0            | 0        | 0        | 0                 |
| Bay       | 1Q2005 | 0           | 0           | 0          | 0            | 0        | 0        | 0                 |
|           | 2Q2005 | 0           | 0           | 0          | 0            | 0        | 0        | 0                 |
|           | 3Q2005 | 0           | 0           | 0          | 0            | 0        | 0        | 0                 |
|           | CY2005 | 0           | 0           | 0          | 0            | 0        | 0        | 0                 |
| Bradford  | 1Q2005 | 0           | 0           | 0          | 0            | 0        | 0        | 0                 |
|           | 2Q2005 | 0           | 0           | 0          | 0            | 0        | 0        | 0                 |
|           | 3Q2005 | 0           | 0           | 0          | 0            | 0        | 0        | 0                 |
|           | CY2005 | 0           | 0           | 0          | 0            | 0        | 0        | 0                 |
| Brevard   | 1Q2005 | 0           | 0           | 0          | 0            | 0        | 0        | 0                 |
|           | 2Q2005 | 0           | 0           | 0          | 0            | 0        | 0        | 0                 |
|           | 3Q2005 | 0           | 0           | 0          | 0            | 0        | 0        | 0                 |
|           | CY2005 | 0           | 0           | 0          | 0            | 0        | 0        | 0                 |
| Broward   | 1Q2005 | 0           | 0           | 0          | 0            | 0        | 0        | 0                 |
|           | 2Q2005 | 0           | 0           | 0          | 0            | 0        | 0        | 0                 |
|           | 3Q2005 | 0           | 0           | 0          | 0            | 0        | 0        | 0                 |
|           | CY2005 | 0           | 0           | 0          | 0            | 0        | 0        | 0                 |
| Calhoun   | 1Q2005 | 0           | 0           | 0          | 0            | 0        | 0        | 0                 |
|           | 2Q2005 | 0           | 0           | 0          | 0            | 0        | 0        | 0                 |
|           | 3Q2005 | 0           | 0           | 0          | 0            | 0        | 0        | 0                 |
|           | CY2005 | 0           | 0           | 0          | 0            | 0        | 0        | 0                 |
| Charlotte | 1Q2005 | 0           | 0           | 0          | 0            | 0        | 0        | 0                 |
|           | 2Q2005 | 0           | 0           | 0          | 0            | 0        | 0        | 0                 |
|           | 3Q2005 | 0           | 0           | 0          | 0            | 0        | 0        | 0                 |
|           | CY2005 | 0           | 0           | 0          | 0            | 0        | 0        | 0                 |
| Citrus    | 1Q2005 | 0           | 0           | 0          | 0            | 0        | 0        | 0                 |
|           | 2Q2005 | 0           | 0           | 0          | 0            | 0        | 0        | 0                 |
|           | 3Q2005 | 0           | 0           | 0          | 0            | 0        | 0        | 0                 |
|           | CY2005 | 0           | 0           | 0          | 0            | 0        | 0        | 0                 |
| Clay      | 1Q2005 | 0           | 0           | 0          | 0            | 0        | 0        | 0                 |
|           | 2Q2005 | 0           | 0           | 0          | 0            | 0        | 0        | 0                 |
|           | 3Q2005 | 0           | 0           | 0          | 0            | 0        | 0        | 0                 |
|           | CY2005 | 0           | 0           | 0          | 0            | 0        | 0        | 0                 |
| Collier   | 1Q2005 | 0           | 0           | 0          | 0            | 0        | 0        | 0                 |
|           | 2Q2005 | 0           | 0           | 0          | 0            | 0        | 0        | 0                 |
|           | 3Q2005 | 0           | 0           | 0          | 0            | 0        | 0        | 0                 |
|           | CY2005 | 0           | 0           | 0          | 0            | 0        | 0        | 0                 |
| Columbia  | 1Q2005 | 0           | 0           | 0          | 0            | 0        | 0        | 0                 |
|           | 2Q2005 | 0           | 0           | 0          | 0            | 0        | 0        | 0                 |
|           | 3Q2005 | 0           | 0           | 0          | 0            | 0        | 0        | 0                 |
|           | CY2005 | 0           | 0           | 0          | 0            | 0        | 0        | 0                 |

# Managed Care Enrollment by Company by Market Segment by County at Quarter End as of December 31, 2005

|           |        |   |   |   |   |   |   |   |
|-----------|--------|---|---|---|---|---|---|---|
| De Soto   | 1Q2005 | 0 | 0 | 0 | 0 | 0 | 0 | 0 |
|           | 2Q2005 | 0 | 0 | 0 | 0 | 0 | 0 | 0 |
|           | 3Q2005 | 0 | 0 | 0 | 0 | 0 | 0 | 0 |
|           | CY2005 | 0 | 0 | 0 | 0 | 0 | 0 | 0 |
| Dixie     | 1Q2005 | 0 | 0 | 0 | 0 | 0 | 0 | 0 |
|           | 2Q2005 | 0 | 0 | 0 | 0 | 0 | 0 | 0 |
|           | 3Q2005 | 0 | 0 | 0 | 0 | 0 | 0 | 0 |
|           | CY2005 | 0 | 0 | 0 | 0 | 0 | 0 | 0 |
| Duval     | 1Q2005 | 0 | 0 | 0 | 0 | 0 | 0 | 0 |
|           | 2Q2005 | 0 | 0 | 0 | 0 | 0 | 0 | 0 |
|           | 3Q2005 | 0 | 0 | 0 | 0 | 0 | 0 | 0 |
|           | CY2005 | 0 | 0 | 0 | 0 | 0 | 0 | 0 |
| Escambia  | 1Q2005 | 0 | 0 | 0 | 0 | 0 | 0 | 0 |
|           | 2Q2005 | 0 | 0 | 0 | 0 | 0 | 0 | 0 |
|           | 3Q2005 | 0 | 0 | 0 | 0 | 0 | 0 | 0 |
|           | CY2005 | 0 | 0 | 0 | 0 | 0 | 0 | 0 |
| Flagler   | 1Q2005 | 0 | 0 | 0 | 0 | 0 | 0 | 0 |
|           | 2Q2005 | 0 | 0 | 0 | 0 | 0 | 0 | 0 |
|           | 3Q2005 | 0 | 0 | 0 | 0 | 0 | 0 | 0 |
|           | CY2005 | 0 | 0 | 0 | 0 | 0 | 0 | 0 |
| Franklin  | 1Q2005 | 0 | 0 | 0 | 0 | 0 | 0 | 0 |
|           | 2Q2005 | 0 | 0 | 0 | 0 | 0 | 0 | 0 |
|           | 3Q2005 | 0 | 0 | 0 | 0 | 0 | 0 | 0 |
|           | CY2005 | 0 | 0 | 0 | 0 | 0 | 0 | 0 |
| Gadsden   | 1Q2005 | 0 | 0 | 0 | 0 | 0 | 0 | 0 |
|           | 2Q2005 | 0 | 0 | 0 | 0 | 0 | 0 | 0 |
|           | 3Q2005 | 0 | 0 | 0 | 0 | 0 | 0 | 0 |
|           | CY2005 | 0 | 0 | 0 | 0 | 0 | 0 | 0 |
| Gilchrist | 1Q2005 | 0 | 0 | 0 | 0 | 0 | 0 | 0 |
|           | 2Q2005 | 0 | 0 | 0 | 0 | 0 | 0 | 0 |
|           | 3Q2005 | 0 | 0 | 0 | 0 | 0 | 0 | 0 |
|           | CY2005 | 0 | 0 | 0 | 0 | 0 | 0 | 0 |
| Glades    | 1Q2005 | 0 | 0 | 0 | 0 | 0 | 0 | 0 |
|           | 2Q2005 | 0 | 0 | 0 | 0 | 0 | 0 | 0 |
|           | 3Q2005 | 0 | 0 | 0 | 0 | 0 | 0 | 0 |
|           | CY2005 | 0 | 0 | 0 | 0 | 0 | 0 | 0 |
| Gulf      | 1Q2005 | 0 | 0 | 0 | 0 | 0 | 0 | 0 |
|           | 2Q2005 | 0 | 0 | 0 | 0 | 0 | 0 | 0 |
|           | 3Q2005 | 0 | 0 | 0 | 0 | 0 | 0 | 0 |
|           | CY2005 | 0 | 0 | 0 | 0 | 0 | 0 | 0 |
| Hamilton  | 1Q2005 | 0 | 0 | 0 | 0 | 0 | 0 | 0 |
|           | 2Q2005 | 0 | 0 | 0 | 0 | 0 | 0 | 0 |
|           | 3Q2005 | 0 | 0 | 0 | 0 | 0 | 0 | 0 |
|           | CY2005 | 0 | 0 | 0 | 0 | 0 | 0 | 0 |
| Hardee    | 1Q2005 | 0 | 0 | 0 | 0 | 0 | 0 | 0 |
|           | 2Q2005 | 0 | 0 | 0 | 0 | 0 | 0 | 0 |
|           | 3Q2005 | 0 | 0 | 0 | 0 | 0 | 0 | 0 |
|           | CY2005 | 0 | 0 | 0 | 0 | 0 | 0 | 0 |
| Hendry    | 1Q2005 | 0 | 0 | 0 | 0 | 0 | 0 | 0 |
|           | 2Q2005 | 0 | 0 | 0 | 0 | 0 | 0 | 0 |
|           | 3Q2005 | 0 | 0 | 0 | 0 | 0 | 0 | 0 |
|           | CY2005 | 0 | 0 | 0 | 0 | 0 | 0 | 0 |

# Managed Care Enrollment by Company by Market Segment by County at Quarter End as of December 31, 2005

|              |        |   |   |   |   |   |   |   |
|--------------|--------|---|---|---|---|---|---|---|
| Hernando     | 1Q2005 | 0 | 0 | 0 | 0 | 0 | 0 | 0 |
|              | 2Q2005 | 0 | 0 | 0 | 0 | 0 | 0 | 0 |
|              | 3Q2005 | 0 | 0 | 0 | 0 | 0 | 0 | 0 |
|              | CY2005 | 0 | 0 | 0 | 0 | 0 | 0 | 0 |
| Highlands    | 1Q2005 | 0 | 0 | 0 | 0 | 0 | 0 | 0 |
|              | 2Q2005 | 0 | 0 | 0 | 0 | 0 | 0 | 0 |
|              | 3Q2005 | 0 | 0 | 0 | 0 | 0 | 0 | 0 |
|              | CY2005 | 0 | 0 | 0 | 0 | 0 | 0 | 0 |
| Hillsborough | 1Q2005 | 0 | 0 | 0 | 0 | 0 | 0 | 0 |
|              | 2Q2005 | 0 | 0 | 0 | 0 | 0 | 0 | 0 |
|              | 3Q2005 | 0 | 0 | 0 | 0 | 0 | 0 | 0 |
|              | CY2005 | 0 | 0 | 0 | 0 | 0 | 0 | 0 |
| Holmes       | 1Q2005 | 0 | 0 | 0 | 0 | 0 | 0 | 0 |
|              | 2Q2005 | 0 | 0 | 0 | 0 | 0 | 0 | 0 |
|              | 3Q2005 | 0 | 0 | 0 | 0 | 0 | 0 | 0 |
|              | CY2005 | 0 | 0 | 0 | 0 | 0 | 0 | 0 |
| Indian River | 1Q2005 | 0 | 0 | 0 | 0 | 0 | 0 | 0 |
|              | 2Q2005 | 0 | 0 | 0 | 0 | 0 | 0 | 0 |
|              | 3Q2005 | 0 | 0 | 0 | 0 | 0 | 0 | 0 |
|              | CY2005 | 0 | 0 | 0 | 0 | 0 | 0 | 0 |
| Jackson      | 1Q2005 | 0 | 0 | 0 | 0 | 0 | 0 | 0 |
|              | 2Q2005 | 0 | 0 | 0 | 0 | 0 | 0 | 0 |
|              | 3Q2005 | 0 | 0 | 0 | 0 | 0 | 0 | 0 |
|              | CY2005 | 0 | 0 | 0 | 0 | 0 | 0 | 0 |
| Jefferson    | 1Q2005 | 0 | 0 | 0 | 0 | 0 | 0 | 0 |
|              | 2Q2005 | 0 | 0 | 0 | 0 | 0 | 0 | 0 |
|              | 3Q2005 | 0 | 0 | 0 | 0 | 0 | 0 | 0 |
|              | CY2005 | 0 | 0 | 0 | 0 | 0 | 0 | 0 |
| Lafayette    | 1Q2005 | 0 | 0 | 0 | 0 | 0 | 0 | 0 |
|              | 2Q2005 | 0 | 0 | 0 | 0 | 0 | 0 | 0 |
|              | 3Q2005 | 0 | 0 | 0 | 0 | 0 | 0 | 0 |
|              | CY2005 | 0 | 0 | 0 | 0 | 0 | 0 | 0 |
| Lake         | 1Q2005 | 0 | 0 | 0 | 0 | 0 | 0 | 0 |
|              | 2Q2005 | 0 | 0 | 0 | 0 | 0 | 0 | 0 |
|              | 3Q2005 | 0 | 0 | 0 | 0 | 0 | 0 | 0 |
|              | CY2005 | 0 | 0 | 0 | 0 | 0 | 0 | 0 |
| Lee          | 1Q2005 | 0 | 0 | 0 | 0 | 0 | 0 | 0 |
|              | 2Q2005 | 0 | 0 | 0 | 0 | 0 | 0 | 0 |
|              | 3Q2005 | 0 | 0 | 0 | 0 | 0 | 0 | 0 |
|              | CY2005 | 0 | 0 | 0 | 0 | 0 | 0 | 0 |
| Leon         | 1Q2005 | 0 | 0 | 0 | 0 | 0 | 0 | 0 |
|              | 2Q2005 | 0 | 0 | 0 | 0 | 0 | 0 | 0 |
|              | 3Q2005 | 0 | 0 | 0 | 0 | 0 | 0 | 0 |
|              | CY2005 | 0 | 0 | 0 | 0 | 0 | 0 | 0 |
| Levy         | 1Q2005 | 0 | 0 | 0 | 0 | 0 | 0 | 0 |
|              | 2Q2005 | 0 | 0 | 0 | 0 | 0 | 0 | 0 |
|              | 3Q2005 | 0 | 0 | 0 | 0 | 0 | 0 | 0 |
|              | CY2005 | 0 | 0 | 0 | 0 | 0 | 0 | 0 |
| Liberty      | 1Q2005 | 0 | 0 | 0 | 0 | 0 | 0 | 0 |
|              | 2Q2005 | 0 | 0 | 0 | 0 | 0 | 0 | 0 |
|              | 3Q2005 | 0 | 0 | 0 | 0 | 0 | 0 | 0 |
|              | CY2005 | 0 | 0 | 0 | 0 | 0 | 0 | 0 |

# Managed Care Enrollment by Company by Market Segment by County at Quarter End as of December 31, 2005

|            |        |   |   |   |   |   |       |   |
|------------|--------|---|---|---|---|---|-------|---|
| Madison    | 1Q2005 | 0 | 0 | 0 | 0 | 0 | 0     | 0 |
|            | 2Q2005 | 0 | 0 | 0 | 0 | 0 | 0     | 0 |
|            | 3Q2005 | 0 | 0 | 0 | 0 | 0 | 0     | 0 |
|            | CY2005 | 0 | 0 | 0 | 0 | 0 | 0     | 0 |
| Manatee    | 1Q2005 | 0 | 0 | 0 | 0 | 0 | 0     | 0 |
|            | 2Q2005 | 0 | 0 | 0 | 0 | 0 | 0     | 0 |
|            | 3Q2005 | 0 | 0 | 0 | 0 | 0 | 0     | 0 |
|            | CY2005 | 0 | 0 | 0 | 0 | 0 | 0     | 0 |
| Marion     | 1Q2005 | 0 | 0 | 0 | 0 | 0 | 0     | 0 |
|            | 2Q2005 | 0 | 0 | 0 | 0 | 0 | 0     | 0 |
|            | 3Q2005 | 0 | 0 | 0 | 0 | 0 | 0     | 0 |
|            | CY2005 | 0 | 0 | 0 | 0 | 0 | 0     | 0 |
| Martin     | 1Q2005 | 0 | 0 | 0 | 0 | 0 | 0     | 0 |
|            | 2Q2005 | 0 | 0 | 0 | 0 | 0 | 0     | 0 |
|            | 3Q2005 | 0 | 0 | 0 | 0 | 0 | 0     | 0 |
|            | CY2005 | 0 | 0 | 0 | 0 | 0 | 0     | 0 |
| Miami-Dade | 1Q2005 | 0 | 0 | 0 | 0 | 0 | 212   | 0 |
|            | 2Q2005 | 0 | 0 | 0 | 0 | 0 | 2,190 | 0 |
|            | 3Q2005 | 0 | 0 | 0 | 0 | 0 | 3,965 | 0 |
|            | CY2005 | 0 | 0 | 0 | 0 | 0 | 5,359 | 0 |
| Monroe     | 1Q2005 | 0 | 0 | 0 | 0 | 0 | 0     | 0 |
|            | 2Q2005 | 0 | 0 | 0 | 0 | 0 | 0     | 0 |
|            | 3Q2005 | 0 | 0 | 0 | 0 | 0 | 0     | 0 |
|            | CY2005 | 0 | 0 | 0 | 0 | 0 | 0     | 0 |
| Nassau     | 1Q2005 | 0 | 0 | 0 | 0 | 0 | 0     | 0 |
|            | 2Q2005 | 0 | 0 | 0 | 0 | 0 | 0     | 0 |
|            | 3Q2005 | 0 | 0 | 0 | 0 | 0 | 0     | 0 |
|            | CY2005 | 0 | 0 | 0 | 0 | 0 | 0     | 0 |
| Okaloosa   | 1Q2005 | 0 | 0 | 0 | 0 | 0 | 0     | 0 |
|            | 2Q2005 | 0 | 0 | 0 | 0 | 0 | 0     | 0 |
|            | 3Q2005 | 0 | 0 | 0 | 0 | 0 | 0     | 0 |
|            | CY2005 | 0 | 0 | 0 | 0 | 0 | 0     | 0 |
| Okeechobee | 1Q2005 | 0 | 0 | 0 | 0 | 0 | 0     | 0 |
|            | 2Q2005 | 0 | 0 | 0 | 0 | 0 | 0     | 0 |
|            | 3Q2005 | 0 | 0 | 0 | 0 | 0 | 0     | 0 |
|            | CY2005 | 0 | 0 | 0 | 0 | 0 | 0     | 0 |
| Orange     | 1Q2005 | 0 | 0 | 0 | 0 | 0 | 0     | 0 |
|            | 2Q2005 | 0 | 0 | 0 | 0 | 0 | 0     | 0 |
|            | 3Q2005 | 0 | 0 | 0 | 0 | 0 | 0     | 0 |
|            | CY2005 | 0 | 0 | 0 | 0 | 0 | 0     | 0 |
| Osceola    | 1Q2005 | 0 | 0 | 0 | 0 | 0 | 0     | 0 |
|            | 2Q2005 | 0 | 0 | 0 | 0 | 0 | 0     | 0 |
|            | 3Q2005 | 0 | 0 | 0 | 0 | 0 | 0     | 0 |
|            | CY2005 | 0 | 0 | 0 | 0 | 0 | 0     | 0 |
| Other      | 1Q2005 | 0 | 0 | 0 | 0 | 0 | 0     | 0 |
|            | 2Q2005 | 0 | 0 | 0 | 0 | 0 | 0     | 0 |
|            | 3Q2005 | 0 | 0 | 0 | 0 | 0 | 0     | 0 |
|            | CY2005 | 0 | 0 | 0 | 0 | 0 | 0     | 0 |
| Palm Beach | 1Q2005 | 0 | 0 | 0 | 0 | 0 | 0     | 0 |
|            | 2Q2005 | 0 | 0 | 0 | 0 | 0 | 0     | 0 |
|            | 3Q2005 | 0 | 0 | 0 | 0 | 0 | 0     | 0 |
|            | CY2005 | 0 | 0 | 0 | 0 | 0 | 0     | 0 |

# Managed Care Enrollment by Company by Market Segment by County at Quarter End as of December 31, 2005

|            |        |   |   |   |   |   |   |   |
|------------|--------|---|---|---|---|---|---|---|
| Pasco      | 1Q2005 | 0 | 0 | 0 | 0 | 0 | 0 | 0 |
|            | 2Q2005 | 0 | 0 | 0 | 0 | 0 | 0 | 0 |
|            | 3Q2005 | 0 | 0 | 0 | 0 | 0 | 0 | 0 |
|            | CY2005 | 0 | 0 | 0 | 0 | 0 | 0 | 0 |
| Pinellas   | 1Q2005 | 0 | 0 | 0 | 0 | 0 | 0 | 0 |
|            | 2Q2005 | 0 | 0 | 0 | 0 | 0 | 0 | 0 |
|            | 3Q2005 | 0 | 0 | 0 | 0 | 0 | 0 | 0 |
|            | CY2005 | 0 | 0 | 0 | 0 | 0 | 0 | 0 |
| Polk       | 1Q2005 | 0 | 0 | 0 | 0 | 0 | 0 | 0 |
|            | 2Q2005 | 0 | 0 | 0 | 0 | 0 | 0 | 0 |
|            | 3Q2005 | 0 | 0 | 0 | 0 | 0 | 0 | 0 |
|            | CY2005 | 0 | 0 | 0 | 0 | 0 | 0 | 0 |
| Putnam     | 1Q2005 | 0 | 0 | 0 | 0 | 0 | 0 | 0 |
|            | 2Q2005 | 0 | 0 | 0 | 0 | 0 | 0 | 0 |
|            | 3Q2005 | 0 | 0 | 0 | 0 | 0 | 0 | 0 |
|            | CY2005 | 0 | 0 | 0 | 0 | 0 | 0 | 0 |
| Santa Rosa | 1Q2005 | 0 | 0 | 0 | 0 | 0 | 0 | 0 |
|            | 2Q2005 | 0 | 0 | 0 | 0 | 0 | 0 | 0 |
|            | 3Q2005 | 0 | 0 | 0 | 0 | 0 | 0 | 0 |
|            | CY2005 | 0 | 0 | 0 | 0 | 0 | 0 | 0 |
| Sarasota   | 1Q2005 | 0 | 0 | 0 | 0 | 0 | 0 | 0 |
|            | 2Q2005 | 0 | 0 | 0 | 0 | 0 | 0 | 0 |
|            | 3Q2005 | 0 | 0 | 0 | 0 | 0 | 0 | 0 |
|            | CY2005 | 0 | 0 | 0 | 0 | 0 | 0 | 0 |
| Seminole   | 1Q2005 | 0 | 0 | 0 | 0 | 0 | 0 | 0 |
|            | 2Q2005 | 0 | 0 | 0 | 0 | 0 | 0 | 0 |
|            | 3Q2005 | 0 | 0 | 0 | 0 | 0 | 0 | 0 |
|            | CY2005 | 0 | 0 | 0 | 0 | 0 | 0 | 0 |
| St. Johns  | 1Q2005 | 0 | 0 | 0 | 0 | 0 | 0 | 0 |
|            | 2Q2005 | 0 | 0 | 0 | 0 | 0 | 0 | 0 |
|            | 3Q2005 | 0 | 0 | 0 | 0 | 0 | 0 | 0 |
|            | CY2005 | 0 | 0 | 0 | 0 | 0 | 0 | 0 |
| St. Lucie  | 1Q2005 | 0 | 0 | 0 | 0 | 0 | 0 | 0 |
|            | 2Q2005 | 0 | 0 | 0 | 0 | 0 | 0 | 0 |
|            | 3Q2005 | 0 | 0 | 0 | 0 | 0 | 0 | 0 |
|            | CY2005 | 0 | 0 | 0 | 0 | 0 | 0 | 0 |
| Sumter     | 1Q2005 | 0 | 0 | 0 | 0 | 0 | 0 | 0 |
|            | 2Q2005 | 0 | 0 | 0 | 0 | 0 | 0 | 0 |
|            | 3Q2005 | 0 | 0 | 0 | 0 | 0 | 0 | 0 |
|            | CY2005 | 0 | 0 | 0 | 0 | 0 | 0 | 0 |
| Suwannee   | 1Q2005 | 0 | 0 | 0 | 0 | 0 | 0 | 0 |
|            | 2Q2005 | 0 | 0 | 0 | 0 | 0 | 0 | 0 |
|            | 3Q2005 | 0 | 0 | 0 | 0 | 0 | 0 | 0 |
|            | CY2005 | 0 | 0 | 0 | 0 | 0 | 0 | 0 |
| Taylor     | 1Q2005 | 0 | 0 | 0 | 0 | 0 | 0 | 0 |
|            | 2Q2005 | 0 | 0 | 0 | 0 | 0 | 0 | 0 |
|            | 3Q2005 | 0 | 0 | 0 | 0 | 0 | 0 | 0 |
|            | CY2005 | 0 | 0 | 0 | 0 | 0 | 0 | 0 |
| Union      | 1Q2005 | 0 | 0 | 0 | 0 | 0 | 0 | 0 |
|            | 2Q2005 | 0 | 0 | 0 | 0 | 0 | 0 | 0 |
|            | 3Q2005 | 0 | 0 | 0 | 0 | 0 | 0 | 0 |
|            | CY2005 | 0 | 0 | 0 | 0 | 0 | 0 | 0 |

# Managed Care Enrollment by Company by Market Segment by County at Quarter End as of December 31, 2005

|            |        |   |   |   |   |   |   |   |
|------------|--------|---|---|---|---|---|---|---|
| Volusia    | 1Q2005 | 0 | 0 | 0 | 0 | 0 | 0 | 0 |
|            | 2Q2005 | 0 | 0 | 0 | 0 | 0 | 0 | 0 |
|            | 3Q2005 | 0 | 0 | 0 | 0 | 0 | 0 | 0 |
|            | CY2005 | 0 | 0 | 0 | 0 | 0 | 0 | 0 |
| Wakulla    | 1Q2005 | 0 | 0 | 0 | 0 | 0 | 0 | 0 |
|            | 2Q2005 | 0 | 0 | 0 | 0 | 0 | 0 | 0 |
|            | 3Q2005 | 0 | 0 | 0 | 0 | 0 | 0 | 0 |
|            | CY2005 | 0 | 0 | 0 | 0 | 0 | 0 | 0 |
| Walton     | 1Q2005 | 0 | 0 | 0 | 0 | 0 | 0 | 0 |
|            | 2Q2005 | 0 | 0 | 0 | 0 | 0 | 0 | 0 |
|            | 3Q2005 | 0 | 0 | 0 | 0 | 0 | 0 | 0 |
|            | CY2005 | 0 | 0 | 0 | 0 | 0 | 0 | 0 |
| Washington | 1Q2005 | 0 | 0 | 0 | 0 | 0 | 0 | 0 |
|            | 2Q2005 | 0 | 0 | 0 | 0 | 0 | 0 | 0 |
|            | 3Q2005 | 0 | 0 | 0 | 0 | 0 | 0 | 0 |
|            | CY2005 | 0 | 0 | 0 | 0 | 0 | 0 | 0 |

# Managed Care Enrollment by Company by Market Segment by County at Quarter End as of December 31, 2005

**FLORIDA HEALTH CARE PLAN, INC.**

NAIC Company Code

95124

|           |        | SMALL GROUP | LARGE GROUP | INDIVIDUAL | HEALTHY KIDS | MEDICAID | MEDICARE | FEDERAL EMPLOYEES |
|-----------|--------|-------------|-------------|------------|--------------|----------|----------|-------------------|
| Alachua   | 1Q2005 | 0           | 0           | 0          | 0            | 0        | 0        | 0                 |
|           | 2Q2005 | 0           | 0           | 0          | 0            | 0        | 0        | 0                 |
|           | 3Q2005 | 0           | 0           | 0          | 0            | 0        | 0        | 0                 |
|           | CY2005 | 0           | 0           | 0          | 0            | 0        | 0        | 0                 |
| Baker     | 1Q2005 | 0           | 0           | 0          | 0            | 0        | 0        | 0                 |
|           | 2Q2005 | 0           | 0           | 0          | 0            | 0        | 0        | 0                 |
|           | 3Q2005 | 0           | 0           | 0          | 0            | 0        | 0        | 0                 |
|           | CY2005 | 0           | 0           | 0          | 0            | 0        | 0        | 0                 |
| Bay       | 1Q2005 | 0           | 0           | 0          | 0            | 0        | 0        | 0                 |
|           | 2Q2005 | 0           | 0           | 0          | 0            | 0        | 0        | 0                 |
|           | 3Q2005 | 0           | 0           | 0          | 0            | 0        | 0        | 0                 |
|           | CY2005 | 0           | 0           | 0          | 0            | 0        | 0        | 0                 |
| Bradford  | 1Q2005 | 0           | 0           | 0          | 0            | 0        | 0        | 0                 |
|           | 2Q2005 | 0           | 0           | 0          | 0            | 0        | 0        | 0                 |
|           | 3Q2005 | 0           | 0           | 0          | 0            | 0        | 0        | 0                 |
|           | CY2005 | 0           | 0           | 0          | 0            | 0        | 0        | 0                 |
| Brevard   | 1Q2005 | 0           | 0           | 0          | 0            | 0        | 0        | 0                 |
|           | 2Q2005 | 0           | 0           | 0          | 0            | 0        | 0        | 0                 |
|           | 3Q2005 | 0           | 0           | 0          | 0            | 0        | 0        | 0                 |
|           | CY2005 | 0           | 0           | 0          | 0            | 0        | 0        | 0                 |
| Broward   | 1Q2005 | 0           | 0           | 0          | 0            | 0        | 0        | 0                 |
|           | 2Q2005 | 0           | 0           | 0          | 0            | 0        | 0        | 0                 |
|           | 3Q2005 | 0           | 0           | 0          | 0            | 0        | 0        | 0                 |
|           | CY2005 | 0           | 0           | 0          | 0            | 0        | 0        | 0                 |
| Calhoun   | 1Q2005 | 0           | 0           | 0          | 0            | 0        | 0        | 0                 |
|           | 2Q2005 | 0           | 0           | 0          | 0            | 0        | 0        | 0                 |
|           | 3Q2005 | 0           | 0           | 0          | 0            | 0        | 0        | 0                 |
|           | CY2005 | 0           | 0           | 0          | 0            | 0        | 0        | 0                 |
| Charlotte | 1Q2005 | 0           | 0           | 0          | 0            | 0        | 0        | 0                 |
|           | 2Q2005 | 0           | 0           | 0          | 0            | 0        | 0        | 0                 |
|           | 3Q2005 | 0           | 0           | 0          | 0            | 0        | 0        | 0                 |
|           | CY2005 | 0           | 0           | 0          | 0            | 0        | 0        | 0                 |
| Citrus    | 1Q2005 | 0           | 0           | 0          | 0            | 0        | 0        | 0                 |
|           | 2Q2005 | 0           | 0           | 0          | 0            | 0        | 0        | 0                 |
|           | 3Q2005 | 0           | 0           | 0          | 0            | 0        | 0        | 0                 |
|           | CY2005 | 0           | 0           | 0          | 0            | 0        | 0        | 0                 |
| Clay      | 1Q2005 | 0           | 0           | 0          | 0            | 0        | 0        | 0                 |
|           | 2Q2005 | 0           | 0           | 0          | 0            | 0        | 0        | 0                 |
|           | 3Q2005 | 0           | 0           | 0          | 0            | 0        | 0        | 0                 |
|           | CY2005 | 0           | 0           | 0          | 0            | 0        | 0        | 0                 |
| Collier   | 1Q2005 | 0           | 0           | 0          | 0            | 0        | 0        | 0                 |
|           | 2Q2005 | 0           | 0           | 0          | 0            | 0        | 0        | 0                 |
|           | 3Q2005 | 0           | 0           | 0          | 0            | 0        | 0        | 0                 |
|           | CY2005 | 0           | 0           | 0          | 0            | 0        | 0        | 0                 |
| Columbia  | 1Q2005 | 0           | 0           | 0          | 0            | 0        | 0        | 0                 |
|           | 2Q2005 | 0           | 0           | 0          | 0            | 0        | 0        | 0                 |
|           | 3Q2005 | 0           | 0           | 0          | 0            | 0        | 0        | 0                 |
|           | CY2005 | 0           | 0           | 0          | 0            | 0        | 0        | 0                 |

# Managed Care Enrollment by Company by Market Segment by County at Quarter End as of December 31, 2005

|           |        |     |       |   |       |   |       |   |
|-----------|--------|-----|-------|---|-------|---|-------|---|
| De Soto   | 1Q2005 | 0   | 0     | 0 | 0     | 0 | 0     | 0 |
|           | 2Q2005 | 0   | 0     | 0 | 0     | 0 | 0     | 0 |
|           | 3Q2005 | 0   | 0     | 0 | 0     | 0 | 0     | 0 |
|           | CY2005 | 0   | 0     | 0 | 0     | 0 | 0     | 0 |
| Dixie     | 1Q2005 | 0   | 0     | 0 | 0     | 0 | 0     | 0 |
|           | 2Q2005 | 0   | 0     | 0 | 0     | 0 | 0     | 0 |
|           | 3Q2005 | 0   | 0     | 0 | 0     | 0 | 0     | 0 |
|           | CY2005 | 0   | 0     | 0 | 0     | 0 | 0     | 0 |
| Duval     | 1Q2005 | 0   | 0     | 0 | 0     | 0 | 0     | 0 |
|           | 2Q2005 | 0   | 0     | 0 | 0     | 0 | 0     | 0 |
|           | 3Q2005 | 0   | 0     | 0 | 0     | 0 | 0     | 0 |
|           | CY2005 | 0   | 0     | 0 | 0     | 0 | 0     | 0 |
| Escambia  | 1Q2005 | 0   | 0     | 0 | 0     | 0 | 0     | 0 |
|           | 2Q2005 | 0   | 0     | 0 | 0     | 0 | 0     | 0 |
|           | 3Q2005 | 0   | 0     | 0 | 0     | 0 | 0     | 0 |
|           | CY2005 | 0   | 0     | 0 | 0     | 0 | 0     | 0 |
| Flagler   | 1Q2005 | 777 | 3,456 | 0 | 1,172 | 0 | 3,056 | 0 |
|           | 2Q2005 | 806 | 3,494 | 0 | 1,119 | 0 | 3,051 | 0 |
|           | 3Q2005 | 824 | 3,764 | 0 | 933   | 0 | 3,049 | 0 |
|           | CY2005 | 852 | 3,759 | 0 | 1,015 | 0 | 3,025 | 0 |
| Franklin  | 1Q2005 | 0   | 0     | 0 | 0     | 0 | 0     | 0 |
|           | 2Q2005 | 0   | 0     | 0 | 0     | 0 | 0     | 0 |
|           | 3Q2005 | 0   | 0     | 0 | 0     | 0 | 0     | 0 |
|           | CY2005 | 0   | 0     | 0 | 0     | 0 | 0     | 0 |
| Gadsden   | 1Q2005 | 0   | 0     | 0 | 0     | 0 | 0     | 0 |
|           | 2Q2005 | 0   | 0     | 0 | 0     | 0 | 0     | 0 |
|           | 3Q2005 | 0   | 0     | 0 | 0     | 0 | 0     | 0 |
|           | CY2005 | 0   | 0     | 0 | 0     | 0 | 0     | 0 |
| Gilchrist | 1Q2005 | 0   | 0     | 0 | 0     | 0 | 0     | 0 |
|           | 2Q2005 | 0   | 0     | 0 | 0     | 0 | 0     | 0 |
|           | 3Q2005 | 0   | 0     | 0 | 0     | 0 | 0     | 0 |
|           | CY2005 | 0   | 0     | 0 | 0     | 0 | 0     | 0 |
| Glades    | 1Q2005 | 0   | 0     | 0 | 0     | 0 | 0     | 0 |
|           | 2Q2005 | 0   | 0     | 0 | 0     | 0 | 0     | 0 |
|           | 3Q2005 | 0   | 0     | 0 | 0     | 0 | 0     | 0 |
|           | CY2005 | 0   | 0     | 0 | 0     | 0 | 0     | 0 |
| Gulf      | 1Q2005 | 0   | 0     | 0 | 0     | 0 | 0     | 0 |
|           | 2Q2005 | 0   | 0     | 0 | 0     | 0 | 0     | 0 |
|           | 3Q2005 | 0   | 0     | 0 | 0     | 0 | 0     | 0 |
|           | CY2005 | 0   | 0     | 0 | 0     | 0 | 0     | 0 |
| Hamilton  | 1Q2005 | 0   | 0     | 0 | 0     | 0 | 0     | 0 |
|           | 2Q2005 | 0   | 0     | 0 | 0     | 0 | 0     | 0 |
|           | 3Q2005 | 0   | 0     | 0 | 0     | 0 | 0     | 0 |
|           | CY2005 | 0   | 0     | 0 | 0     | 0 | 0     | 0 |
| Hardee    | 1Q2005 | 0   | 0     | 0 | 0     | 0 | 0     | 0 |
|           | 2Q2005 | 0   | 0     | 0 | 0     | 0 | 0     | 0 |
|           | 3Q2005 | 0   | 0     | 0 | 0     | 0 | 0     | 0 |
|           | CY2005 | 0   | 0     | 0 | 0     | 0 | 0     | 0 |
| Hendry    | 1Q2005 | 0   | 0     | 0 | 0     | 0 | 0     | 0 |
|           | 2Q2005 | 0   | 0     | 0 | 0     | 0 | 0     | 0 |
|           | 3Q2005 | 0   | 0     | 0 | 0     | 0 | 0     | 0 |
|           | CY2005 | 0   | 0     | 0 | 0     | 0 | 0     | 0 |

# Managed Care Enrollment by Company by Market Segment by County at Quarter End as of December 31, 2005

|              |        |   |   |   |   |   |   |   |
|--------------|--------|---|---|---|---|---|---|---|
| Hernando     | 1Q2005 | 0 | 0 | 0 | 0 | 0 | 0 | 0 |
|              | 2Q2005 | 0 | 0 | 0 | 0 | 0 | 0 | 0 |
|              | 3Q2005 | 0 | 0 | 0 | 0 | 0 | 0 | 0 |
|              | CY2005 | 0 | 0 | 0 | 0 | 0 | 0 | 0 |
| Highlands    | 1Q2005 | 0 | 0 | 0 | 0 | 0 | 0 | 0 |
|              | 2Q2005 | 0 | 0 | 0 | 0 | 0 | 0 | 0 |
|              | 3Q2005 | 0 | 0 | 0 | 0 | 0 | 0 | 0 |
|              | CY2005 | 0 | 0 | 0 | 0 | 0 | 0 | 0 |
| Hillsborough | 1Q2005 | 0 | 0 | 0 | 0 | 0 | 0 | 0 |
|              | 2Q2005 | 0 | 0 | 0 | 0 | 0 | 0 | 0 |
|              | 3Q2005 | 0 | 0 | 0 | 0 | 0 | 0 | 0 |
|              | CY2005 | 0 | 0 | 0 | 0 | 0 | 0 | 0 |
| Holmes       | 1Q2005 | 0 | 0 | 0 | 0 | 0 | 0 | 0 |
|              | 2Q2005 | 0 | 0 | 0 | 0 | 0 | 0 | 0 |
|              | 3Q2005 | 0 | 0 | 0 | 0 | 0 | 0 | 0 |
|              | CY2005 | 0 | 0 | 0 | 0 | 0 | 0 | 0 |
| Indian River | 1Q2005 | 0 | 0 | 0 | 0 | 0 | 0 | 0 |
|              | 2Q2005 | 0 | 0 | 0 | 0 | 0 | 0 | 0 |
|              | 3Q2005 | 0 | 0 | 0 | 0 | 0 | 0 | 0 |
|              | CY2005 | 0 | 0 | 0 | 0 | 0 | 0 | 0 |
| Jackson      | 1Q2005 | 0 | 0 | 0 | 0 | 0 | 0 | 0 |
|              | 2Q2005 | 0 | 0 | 0 | 0 | 0 | 0 | 0 |
|              | 3Q2005 | 0 | 0 | 0 | 0 | 0 | 0 | 0 |
|              | CY2005 | 0 | 0 | 0 | 0 | 0 | 0 | 0 |
| Jefferson    | 1Q2005 | 0 | 0 | 0 | 0 | 0 | 0 | 0 |
|              | 2Q2005 | 0 | 0 | 0 | 0 | 0 | 0 | 0 |
|              | 3Q2005 | 0 | 0 | 0 | 0 | 0 | 0 | 0 |
|              | CY2005 | 0 | 0 | 0 | 0 | 0 | 0 | 0 |
| Lafayette    | 1Q2005 | 0 | 0 | 0 | 0 | 0 | 0 | 0 |
|              | 2Q2005 | 0 | 0 | 0 | 0 | 0 | 0 | 0 |
|              | 3Q2005 | 0 | 0 | 0 | 0 | 0 | 0 | 0 |
|              | CY2005 | 0 | 0 | 0 | 0 | 0 | 0 | 0 |
| Lake         | 1Q2005 | 0 | 0 | 0 | 0 | 0 | 0 | 0 |
|              | 2Q2005 | 0 | 0 | 0 | 0 | 0 | 0 | 0 |
|              | 3Q2005 | 0 | 0 | 0 | 0 | 0 | 0 | 0 |
|              | CY2005 | 0 | 0 | 0 | 0 | 0 | 0 | 0 |
| Lee          | 1Q2005 | 0 | 0 | 0 | 0 | 0 | 0 | 0 |
|              | 2Q2005 | 0 | 0 | 0 | 0 | 0 | 0 | 0 |
|              | 3Q2005 | 0 | 0 | 0 | 0 | 0 | 0 | 0 |
|              | CY2005 | 0 | 0 | 0 | 0 | 0 | 0 | 0 |
| Leon         | 1Q2005 | 0 | 0 | 0 | 0 | 0 | 0 | 0 |
|              | 2Q2005 | 0 | 0 | 0 | 0 | 0 | 0 | 0 |
|              | 3Q2005 | 0 | 0 | 0 | 0 | 0 | 0 | 0 |
|              | CY2005 | 0 | 0 | 0 | 0 | 0 | 0 | 0 |
| Levy         | 1Q2005 | 0 | 0 | 0 | 0 | 0 | 0 | 0 |
|              | 2Q2005 | 0 | 0 | 0 | 0 | 0 | 0 | 0 |
|              | 3Q2005 | 0 | 0 | 0 | 0 | 0 | 0 | 0 |
|              | CY2005 | 0 | 0 | 0 | 0 | 0 | 0 | 0 |
| Liberty      | 1Q2005 | 0 | 0 | 0 | 0 | 0 | 0 | 0 |
|              | 2Q2005 | 0 | 0 | 0 | 0 | 0 | 0 | 0 |
|              | 3Q2005 | 0 | 0 | 0 | 0 | 0 | 0 | 0 |
|              | CY2005 | 0 | 0 | 0 | 0 | 0 | 0 | 0 |

# Managed Care Enrollment by Company by Market Segment by County at Quarter End as of December 31, 2005

|            |        |   |   |   |   |   |   |   |
|------------|--------|---|---|---|---|---|---|---|
| Madison    | 1Q2005 | 0 | 0 | 0 | 0 | 0 | 0 | 0 |
|            | 2Q2005 | 0 | 0 | 0 | 0 | 0 | 0 | 0 |
|            | 3Q2005 | 0 | 0 | 0 | 0 | 0 | 0 | 0 |
|            | CY2005 | 0 | 0 | 0 | 0 | 0 | 0 | 0 |
| Manatee    | 1Q2005 | 0 | 0 | 0 | 0 | 0 | 0 | 0 |
|            | 2Q2005 | 0 | 0 | 0 | 0 | 0 | 0 | 0 |
|            | 3Q2005 | 0 | 0 | 0 | 0 | 0 | 0 | 0 |
|            | CY2005 | 0 | 0 | 0 | 0 | 0 | 0 | 0 |
| Marion     | 1Q2005 | 0 | 0 | 0 | 0 | 0 | 0 | 0 |
|            | 2Q2005 | 0 | 0 | 0 | 0 | 0 | 0 | 0 |
|            | 3Q2005 | 0 | 0 | 0 | 0 | 0 | 0 | 0 |
|            | CY2005 | 0 | 0 | 0 | 0 | 0 | 0 | 0 |
| Martin     | 1Q2005 | 0 | 0 | 0 | 0 | 0 | 0 | 0 |
|            | 2Q2005 | 0 | 0 | 0 | 0 | 0 | 0 | 0 |
|            | 3Q2005 | 0 | 0 | 0 | 0 | 0 | 0 | 0 |
|            | CY2005 | 0 | 0 | 0 | 0 | 0 | 0 | 0 |
| Miami-Dade | 1Q2005 | 0 | 0 | 0 | 0 | 0 | 0 | 0 |
|            | 2Q2005 | 0 | 0 | 0 | 0 | 0 | 0 | 0 |
|            | 3Q2005 | 0 | 0 | 0 | 0 | 0 | 0 | 0 |
|            | CY2005 | 0 | 0 | 0 | 0 | 0 | 0 | 0 |
| Monroe     | 1Q2005 | 0 | 0 | 0 | 0 | 0 | 0 | 0 |
|            | 2Q2005 | 0 | 0 | 0 | 0 | 0 | 0 | 0 |
|            | 3Q2005 | 0 | 0 | 0 | 0 | 0 | 0 | 0 |
|            | CY2005 | 0 | 0 | 0 | 0 | 0 | 0 | 0 |
| Nassau     | 1Q2005 | 0 | 0 | 0 | 0 | 0 | 0 | 0 |
|            | 2Q2005 | 0 | 0 | 0 | 0 | 0 | 0 | 0 |
|            | 3Q2005 | 0 | 0 | 0 | 0 | 0 | 0 | 0 |
|            | CY2005 | 0 | 0 | 0 | 0 | 0 | 0 | 0 |
| Okaloosa   | 1Q2005 | 0 | 0 | 0 | 0 | 0 | 0 | 0 |
|            | 2Q2005 | 0 | 0 | 0 | 0 | 0 | 0 | 0 |
|            | 3Q2005 | 0 | 0 | 0 | 0 | 0 | 0 | 0 |
|            | CY2005 | 0 | 0 | 0 | 0 | 0 | 0 | 0 |
| Okeechobee | 1Q2005 | 0 | 0 | 0 | 0 | 0 | 0 | 0 |
|            | 2Q2005 | 0 | 0 | 0 | 0 | 0 | 0 | 0 |
|            | 3Q2005 | 0 | 0 | 0 | 0 | 0 | 0 | 0 |
|            | CY2005 | 0 | 0 | 0 | 0 | 0 | 0 | 0 |
| Orange     | 1Q2005 | 0 | 0 | 0 | 0 | 0 | 0 | 0 |
|            | 2Q2005 | 0 | 0 | 0 | 0 | 0 | 0 | 0 |
|            | 3Q2005 | 0 | 0 | 0 | 0 | 0 | 0 | 0 |
|            | CY2005 | 0 | 0 | 0 | 0 | 0 | 0 | 0 |
| Osceola    | 1Q2005 | 0 | 0 | 0 | 0 | 0 | 0 | 0 |
|            | 2Q2005 | 0 | 0 | 0 | 0 | 0 | 0 | 0 |
|            | 3Q2005 | 0 | 0 | 0 | 0 | 0 | 0 | 0 |
|            | CY2005 | 0 | 0 | 0 | 0 | 0 | 0 | 0 |
| Other      | 1Q2005 | 0 | 0 | 0 | 0 | 0 | 0 | 0 |
|            | 2Q2005 | 0 | 0 | 0 | 0 | 0 | 0 | 0 |
|            | 3Q2005 | 0 | 0 | 0 | 0 | 0 | 0 | 0 |
|            | CY2005 | 0 | 0 | 0 | 0 | 0 | 0 | 0 |
| Palm Beach | 1Q2005 | 0 | 0 | 0 | 0 | 0 | 0 | 0 |
|            | 2Q2005 | 0 | 0 | 0 | 0 | 0 | 0 | 0 |
|            | 3Q2005 | 0 | 0 | 0 | 0 | 0 | 0 | 0 |
|            | CY2005 | 0 | 0 | 0 | 0 | 0 | 0 | 0 |

# Managed Care Enrollment by Company by Market Segment by County at Quarter End as of December 31, 2005

|            |        |    |     |   |    |   |    |   |
|------------|--------|----|-----|---|----|---|----|---|
| Pasco      | 1Q2005 | 0  | 0   | 0 | 0  | 0 | 0  | 0 |
|            | 2Q2005 | 0  | 0   | 0 | 0  | 0 | 0  | 0 |
|            | 3Q2005 | 0  | 0   | 0 | 0  | 0 | 0  | 0 |
|            | CY2005 | 0  | 0   | 0 | 0  | 0 | 0  | 0 |
| Pinellas   | 1Q2005 | 0  | 0   | 0 | 0  | 0 | 0  | 0 |
|            | 2Q2005 | 0  | 0   | 0 | 0  | 0 | 0  | 0 |
|            | 3Q2005 | 0  | 0   | 0 | 0  | 0 | 0  | 0 |
|            | CY2005 | 0  | 0   | 0 | 0  | 0 | 0  | 0 |
| Polk       | 1Q2005 | 0  | 0   | 0 | 0  | 0 | 0  | 0 |
|            | 2Q2005 | 0  | 0   | 0 | 0  | 0 | 0  | 0 |
|            | 3Q2005 | 0  | 0   | 0 | 0  | 0 | 0  | 0 |
|            | CY2005 | 0  | 0   | 0 | 0  | 0 | 0  | 0 |
| Putnam     | 1Q2005 | 0  | 0   | 0 | 0  | 0 | 0  | 0 |
|            | 2Q2005 | 0  | 0   | 0 | 0  | 0 | 0  | 0 |
|            | 3Q2005 | 0  | 0   | 0 | 0  | 0 | 0  | 0 |
|            | CY2005 | 0  | 0   | 0 | 0  | 0 | 0  | 0 |
| Santa Rosa | 1Q2005 | 0  | 0   | 0 | 0  | 0 | 0  | 0 |
|            | 2Q2005 | 0  | 0   | 0 | 0  | 0 | 0  | 0 |
|            | 3Q2005 | 0  | 0   | 0 | 0  | 0 | 0  | 0 |
|            | CY2005 | 0  | 0   | 0 | 0  | 0 | 0  | 0 |
| Sarasota   | 1Q2005 | 0  | 0   | 0 | 0  | 0 | 0  | 0 |
|            | 2Q2005 | 0  | 0   | 0 | 0  | 0 | 0  | 0 |
|            | 3Q2005 | 0  | 0   | 0 | 0  | 0 | 0  | 0 |
|            | CY2005 | 0  | 0   | 0 | 0  | 0 | 0  | 0 |
| Seminole   | 1Q2005 | 25 | 204 | 0 | 12 | 0 | 10 | 0 |
|            | 2Q2005 | 28 | 218 | 0 | 13 | 0 | 74 | 0 |
|            | 3Q2005 | 25 | 216 | 0 | 5  | 0 | 7  | 0 |
|            | CY2005 | 28 | 234 | 0 | 2  | 0 | 5  | 0 |
| St. Johns  | 1Q2005 | 0  | 0   | 0 | 0  | 0 | 0  | 0 |
|            | 2Q2005 | 0  | 0   | 0 | 0  | 0 | 0  | 0 |
|            | 3Q2005 | 0  | 0   | 0 | 0  | 0 | 0  | 0 |
|            | CY2005 | 0  | 0   | 0 | 0  | 0 | 0  | 0 |
| St. Lucie  | 1Q2005 | 0  | 0   | 0 | 0  | 0 | 0  | 0 |
|            | 2Q2005 | 0  | 0   | 0 | 0  | 0 | 0  | 0 |
|            | 3Q2005 | 0  | 0   | 0 | 0  | 0 | 0  | 0 |
|            | CY2005 | 0  | 0   | 0 | 0  | 0 | 0  | 0 |
| Sumter     | 1Q2005 | 0  | 0   | 0 | 0  | 0 | 0  | 0 |
|            | 2Q2005 | 0  | 0   | 0 | 0  | 0 | 0  | 0 |
|            | 3Q2005 | 0  | 0   | 0 | 0  | 0 | 0  | 0 |
|            | CY2005 | 0  | 0   | 0 | 0  | 0 | 0  | 0 |
| Suwannee   | 1Q2005 | 0  | 0   | 0 | 0  | 0 | 0  | 0 |
|            | 2Q2005 | 0  | 0   | 0 | 0  | 0 | 0  | 0 |
|            | 3Q2005 | 0  | 0   | 0 | 0  | 0 | 0  | 0 |
|            | CY2005 | 0  | 0   | 0 | 0  | 0 | 0  | 0 |
| Taylor     | 1Q2005 | 0  | 0   | 0 | 0  | 0 | 0  | 0 |
|            | 2Q2005 | 0  | 0   | 0 | 0  | 0 | 0  | 0 |
|            | 3Q2005 | 0  | 0   | 0 | 0  | 0 | 0  | 0 |
|            | CY2005 | 0  | 0   | 0 | 0  | 0 | 0  | 0 |
| Union      | 1Q2005 | 0  | 0   | 0 | 0  | 0 | 0  | 0 |
|            | 2Q2005 | 0  | 0   | 0 | 0  | 0 | 0  | 0 |
|            | 3Q2005 | 0  | 0   | 0 | 0  | 0 | 0  | 0 |
|            | CY2005 | 0  | 0   | 0 | 0  | 0 | 0  | 0 |

# Managed Care Enrollment by Company by Market Segment by County at Quarter End as of December 31, 2005

|            |        |       |        |   |       |   |        |   |
|------------|--------|-------|--------|---|-------|---|--------|---|
| Volusia    | 1Q2005 | 5,178 | 29,165 | 0 | 8,134 | 0 | 13,842 | 0 |
|            | 2Q2005 | 5,025 | 29,310 | 0 | 7,706 | 0 | 13,748 | 0 |
|            | 3Q2005 | 4,978 | 30,448 | 0 | 6,738 | 0 | 13,780 | 0 |
|            | CY2005 | 4,996 | 30,530 | 0 | 6,462 | 0 | 13,680 | 0 |
| Wakulla    | 1Q2005 | 0     | 0      | 0 | 0     | 0 | 0      | 0 |
|            | 2Q2005 | 0     | 0      | 0 | 0     | 0 | 0      | 0 |
|            | 3Q2005 | 0     | 0      | 0 | 0     | 0 | 0      | 0 |
|            | CY2005 | 0     | 0      | 0 | 0     | 0 | 0      | 0 |
| Walton     | 1Q2005 | 0     | 0      | 0 | 0     | 0 | 0      | 0 |
|            | 2Q2005 | 0     | 0      | 0 | 0     | 0 | 0      | 0 |
|            | 3Q2005 | 0     | 0      | 0 | 0     | 0 | 0      | 0 |
|            | CY2005 | 0     | 0      | 0 | 0     | 0 | 0      | 0 |
| Washington | 1Q2005 | 0     | 0      | 0 | 0     | 0 | 0      | 0 |
|            | 2Q2005 | 0     | 0      | 0 | 0     | 0 | 0      | 0 |
|            | 3Q2005 | 0     | 0      | 0 | 0     | 0 | 0      | 0 |
|            | CY2005 | 0     | 0      | 0 | 0     | 0 | 0      | 0 |

# Managed Care Enrollment by Company by Market Segment by County at Quarter End as of December 31, 2005

**FREEDOM HEALTH, INC.**

NAIC Company Code

10119

|           |        | SMALL GROUP | LARGE GROUP | INDIVIDUAL | HEALTHY KIDS | MEDICAID | MEDICARE | FEDERAL EMPLOYEES |
|-----------|--------|-------------|-------------|------------|--------------|----------|----------|-------------------|
| Alachua   | 1Q2005 | 0           | 0           | 0          | 0            | 0        | 0        | 0                 |
|           | 2Q2005 | 0           | 0           | 0          | 0            | 0        | 0        | 0                 |
|           | 3Q2005 | 0           | 0           | 0          | 0            | 0        | 0        | 0                 |
|           | CY2005 | 0           | 0           | 0          | 0            | 0        | 0        | 0                 |
| Baker     | 1Q2005 | 0           | 0           | 0          | 0            | 0        | 0        | 0                 |
|           | 2Q2005 | 0           | 0           | 0          | 0            | 0        | 0        | 0                 |
|           | 3Q2005 | 0           | 0           | 0          | 0            | 0        | 0        | 0                 |
|           | CY2005 | 0           | 0           | 0          | 0            | 0        | 0        | 0                 |
| Bay       | 1Q2005 | 0           | 0           | 0          | 0            | 0        | 0        | 0                 |
|           | 2Q2005 | 0           | 0           | 0          | 0            | 0        | 0        | 0                 |
|           | 3Q2005 | 0           | 0           | 0          | 0            | 0        | 0        | 0                 |
|           | CY2005 | 0           | 0           | 0          | 0            | 0        | 0        | 0                 |
| Bradford  | 1Q2005 | 0           | 0           | 0          | 0            | 0        | 0        | 0                 |
|           | 2Q2005 | 0           | 0           | 0          | 0            | 0        | 0        | 0                 |
|           | 3Q2005 | 0           | 0           | 0          | 0            | 0        | 0        | 0                 |
|           | CY2005 | 0           | 0           | 0          | 0            | 0        | 0        | 0                 |
| Brevard   | 1Q2005 | 0           | 0           | 0          | 0            | 0        | 0        | 0                 |
|           | 2Q2005 | 0           | 0           | 0          | 0            | 0        | 0        | 0                 |
|           | 3Q2005 | 0           | 0           | 0          | 0            | 0        | 0        | 0                 |
|           | CY2005 | 0           | 0           | 0          | 0            | 0        | 0        | 0                 |
| Broward   | 1Q2005 | 0           | 0           | 0          | 0            | 0        | 0        | 0                 |
|           | 2Q2005 | 0           | 0           | 0          | 0            | 0        | 0        | 0                 |
|           | 3Q2005 | 0           | 0           | 0          | 0            | 0        | 0        | 0                 |
|           | CY2005 | 0           | 0           | 0          | 0            | 0        | 0        | 0                 |
| Calhoun   | 1Q2005 | 0           | 0           | 0          | 0            | 0        | 0        | 0                 |
|           | 2Q2005 | 0           | 0           | 0          | 0            | 0        | 0        | 0                 |
|           | 3Q2005 | 0           | 0           | 0          | 0            | 0        | 0        | 0                 |
|           | CY2005 | 0           | 0           | 0          | 0            | 0        | 0        | 0                 |
| Charlotte | 1Q2005 | 0           | 0           | 0          | 0            | 0        | 0        | 0                 |
|           | 2Q2005 | 0           | 0           | 0          | 0            | 0        | 0        | 0                 |
|           | 3Q2005 | 0           | 0           | 0          | 0            | 0        | 0        | 0                 |
|           | CY2005 | 0           | 0           | 0          | 0            | 0        | 0        | 0                 |
| Citrus    | 1Q2005 | 0           | 0           | 0          | 0            | 0        | 0        | 0                 |
|           | 2Q2005 | 0           | 0           | 0          | 0            | 0        | 0        | 0                 |
|           | 3Q2005 | 0           | 0           | 0          | 0            | 0        | 0        | 0                 |
|           | CY2005 | 0           | 0           | 0          | 0            | 0        | 0        | 0                 |
| Clay      | 1Q2005 | 0           | 0           | 0          | 0            | 0        | 0        | 0                 |
|           | 2Q2005 | 0           | 0           | 0          | 0            | 0        | 0        | 0                 |
|           | 3Q2005 | 0           | 0           | 0          | 0            | 0        | 0        | 0                 |
|           | CY2005 | 0           | 0           | 0          | 0            | 0        | 0        | 0                 |
| Collier   | 1Q2005 | 0           | 0           | 0          | 0            | 0        | 0        | 0                 |
|           | 2Q2005 | 0           | 0           | 0          | 0            | 0        | 0        | 0                 |
|           | 3Q2005 | 0           | 0           | 0          | 0            | 0        | 0        | 0                 |
|           | CY2005 | 0           | 0           | 0          | 0            | 0        | 0        | 0                 |
| Columbia  | 1Q2005 | 0           | 0           | 0          | 0            | 0        | 0        | 0                 |
|           | 2Q2005 | 0           | 0           | 0          | 0            | 0        | 0        | 0                 |
|           | 3Q2005 | 0           | 0           | 0          | 0            | 0        | 0        | 0                 |
|           | CY2005 | 0           | 0           | 0          | 0            | 0        | 0        | 0                 |

# Managed Care Enrollment by Company by Market Segment by County at Quarter End as of December 31, 2005

|           |        |   |   |   |   |   |   |   |
|-----------|--------|---|---|---|---|---|---|---|
| De Soto   | 1Q2005 | 0 | 0 | 0 | 0 | 0 | 0 | 0 |
|           | 2Q2005 | 0 | 0 | 0 | 0 | 0 | 0 | 0 |
|           | 3Q2005 | 0 | 0 | 0 | 0 | 0 | 0 | 0 |
|           | CY2005 | 0 | 0 | 0 | 0 | 0 | 0 | 0 |
| Dixie     | 1Q2005 | 0 | 0 | 0 | 0 | 0 | 0 | 0 |
|           | 2Q2005 | 0 | 0 | 0 | 0 | 0 | 0 | 0 |
|           | 3Q2005 | 0 | 0 | 0 | 0 | 0 | 0 | 0 |
|           | CY2005 | 0 | 0 | 0 | 0 | 0 | 0 | 0 |
| Duval     | 1Q2005 | 0 | 0 | 0 | 0 | 0 | 0 | 0 |
|           | 2Q2005 | 0 | 0 | 0 | 0 | 0 | 0 | 0 |
|           | 3Q2005 | 0 | 0 | 0 | 0 | 0 | 0 | 0 |
|           | CY2005 | 0 | 0 | 0 | 0 | 0 | 0 | 0 |
| Escambia  | 1Q2005 | 0 | 0 | 0 | 0 | 0 | 0 | 0 |
|           | 2Q2005 | 0 | 0 | 0 | 0 | 0 | 0 | 0 |
|           | 3Q2005 | 0 | 0 | 0 | 0 | 0 | 0 | 0 |
|           | CY2005 | 0 | 0 | 0 | 0 | 0 | 0 | 0 |
| Flagler   | 1Q2005 | 0 | 0 | 0 | 0 | 0 | 0 | 0 |
|           | 2Q2005 | 0 | 0 | 0 | 0 | 0 | 0 | 0 |
|           | 3Q2005 | 0 | 0 | 0 | 0 | 0 | 0 | 0 |
|           | CY2005 | 0 | 0 | 0 | 0 | 0 | 0 | 0 |
| Franklin  | 1Q2005 | 0 | 0 | 0 | 0 | 0 | 0 | 0 |
|           | 2Q2005 | 0 | 0 | 0 | 0 | 0 | 0 | 0 |
|           | 3Q2005 | 0 | 0 | 0 | 0 | 0 | 0 | 0 |
|           | CY2005 | 0 | 0 | 0 | 0 | 0 | 0 | 0 |
| Gadsden   | 1Q2005 | 0 | 0 | 0 | 0 | 0 | 0 | 0 |
|           | 2Q2005 | 0 | 0 | 0 | 0 | 0 | 0 | 0 |
|           | 3Q2005 | 0 | 0 | 0 | 0 | 0 | 0 | 0 |
|           | CY2005 | 0 | 0 | 0 | 0 | 0 | 0 | 0 |
| Gilchrist | 1Q2005 | 0 | 0 | 0 | 0 | 0 | 0 | 0 |
|           | 2Q2005 | 0 | 0 | 0 | 0 | 0 | 0 | 0 |
|           | 3Q2005 | 0 | 0 | 0 | 0 | 0 | 0 | 0 |
|           | CY2005 | 0 | 0 | 0 | 0 | 0 | 0 | 0 |
| Glades    | 1Q2005 | 0 | 0 | 0 | 0 | 0 | 0 | 0 |
|           | 2Q2005 | 0 | 0 | 0 | 0 | 0 | 0 | 0 |
|           | 3Q2005 | 0 | 0 | 0 | 0 | 0 | 0 | 0 |
|           | CY2005 | 0 | 0 | 0 | 0 | 0 | 0 | 0 |
| Gulf      | 1Q2005 | 0 | 0 | 0 | 0 | 0 | 0 | 0 |
|           | 2Q2005 | 0 | 0 | 0 | 0 | 0 | 0 | 0 |
|           | 3Q2005 | 0 | 0 | 0 | 0 | 0 | 0 | 0 |
|           | CY2005 | 0 | 0 | 0 | 0 | 0 | 0 | 0 |
| Hamilton  | 1Q2005 | 0 | 0 | 0 | 0 | 0 | 0 | 0 |
|           | 2Q2005 | 0 | 0 | 0 | 0 | 0 | 0 | 0 |
|           | 3Q2005 | 0 | 0 | 0 | 0 | 0 | 0 | 0 |
|           | CY2005 | 0 | 0 | 0 | 0 | 0 | 0 | 0 |
| Hardee    | 1Q2005 | 0 | 0 | 0 | 0 | 0 | 0 | 0 |
|           | 2Q2005 | 0 | 0 | 0 | 0 | 0 | 0 | 0 |
|           | 3Q2005 | 0 | 0 | 0 | 0 | 0 | 0 | 0 |
|           | CY2005 | 0 | 0 | 0 | 0 | 0 | 0 | 0 |
| Hendry    | 1Q2005 | 0 | 0 | 0 | 0 | 0 | 0 | 0 |
|           | 2Q2005 | 0 | 0 | 0 | 0 | 0 | 0 | 0 |
|           | 3Q2005 | 0 | 0 | 0 | 0 | 0 | 0 | 0 |
|           | CY2005 | 0 | 0 | 0 | 0 | 0 | 0 | 0 |

# Managed Care Enrollment by Company by Market Segment by County at Quarter End as of December 31, 2005

|              |        |   |   |   |   |   |   |   |
|--------------|--------|---|---|---|---|---|---|---|
| Hernando     | 1Q2005 | 0 | 0 | 0 | 0 | 0 | 0 | 0 |
|              | 2Q2005 | 0 | 0 | 0 | 0 | 0 | 0 | 0 |
|              | 3Q2005 | 0 | 0 | 0 | 0 | 0 | 0 | 0 |
|              | CY2005 | 0 | 0 | 0 | 0 | 0 | 0 | 0 |
| Highlands    | 1Q2005 | 0 | 0 | 0 | 0 | 0 | 0 | 0 |
|              | 2Q2005 | 0 | 0 | 0 | 0 | 0 | 0 | 0 |
|              | 3Q2005 | 0 | 0 | 0 | 0 | 0 | 0 | 0 |
|              | CY2005 | 0 | 0 | 0 | 0 | 0 | 0 | 0 |
| Hillsborough | 1Q2005 | 0 | 0 | 0 | 0 | 0 | 0 | 0 |
|              | 2Q2005 | 0 | 0 | 0 | 0 | 0 | 0 | 0 |
|              | 3Q2005 | 0 | 0 | 0 | 0 | 0 | 0 | 0 |
|              | CY2005 | 0 | 0 | 0 | 0 | 0 | 0 | 0 |
| Holmes       | 1Q2005 | 0 | 0 | 0 | 0 | 0 | 0 | 0 |
|              | 2Q2005 | 0 | 0 | 0 | 0 | 0 | 0 | 0 |
|              | 3Q2005 | 0 | 0 | 0 | 0 | 0 | 0 | 0 |
|              | CY2005 | 0 | 0 | 0 | 0 | 0 | 0 | 0 |
| Indian River | 1Q2005 | 0 | 0 | 0 | 0 | 0 | 0 | 0 |
|              | 2Q2005 | 0 | 0 | 0 | 0 | 0 | 0 | 0 |
|              | 3Q2005 | 0 | 0 | 0 | 0 | 0 | 0 | 0 |
|              | CY2005 | 0 | 0 | 0 | 0 | 0 | 0 | 0 |
| Jackson      | 1Q2005 | 0 | 0 | 0 | 0 | 0 | 0 | 0 |
|              | 2Q2005 | 0 | 0 | 0 | 0 | 0 | 0 | 0 |
|              | 3Q2005 | 0 | 0 | 0 | 0 | 0 | 0 | 0 |
|              | CY2005 | 0 | 0 | 0 | 0 | 0 | 0 | 0 |
| Jefferson    | 1Q2005 | 0 | 0 | 0 | 0 | 0 | 0 | 0 |
|              | 2Q2005 | 0 | 0 | 0 | 0 | 0 | 0 | 0 |
|              | 3Q2005 | 0 | 0 | 0 | 0 | 0 | 0 | 0 |
|              | CY2005 | 0 | 0 | 0 | 0 | 0 | 0 | 0 |
| Lafayette    | 1Q2005 | 0 | 0 | 0 | 0 | 0 | 0 | 0 |
|              | 2Q2005 | 0 | 0 | 0 | 0 | 0 | 0 | 0 |
|              | 3Q2005 | 0 | 0 | 0 | 0 | 0 | 0 | 0 |
|              | CY2005 | 0 | 0 | 0 | 0 | 0 | 0 | 0 |
| Lake         | 1Q2005 | 0 | 0 | 0 | 0 | 0 | 0 | 0 |
|              | 2Q2005 | 0 | 0 | 0 | 0 | 0 | 0 | 0 |
|              | 3Q2005 | 0 | 0 | 0 | 0 | 0 | 0 | 0 |
|              | CY2005 | 0 | 0 | 0 | 0 | 0 | 0 | 0 |
| Lee          | 1Q2005 | 0 | 0 | 0 | 0 | 0 | 0 | 0 |
|              | 2Q2005 | 0 | 0 | 0 | 0 | 0 | 0 | 0 |
|              | 3Q2005 | 0 | 0 | 0 | 0 | 0 | 0 | 0 |
|              | CY2005 | 0 | 0 | 0 | 0 | 0 | 0 | 0 |
| Leon         | 1Q2005 | 0 | 0 | 0 | 0 | 0 | 0 | 0 |
|              | 2Q2005 | 0 | 0 | 0 | 0 | 0 | 0 | 0 |
|              | 3Q2005 | 0 | 0 | 0 | 0 | 0 | 0 | 0 |
|              | CY2005 | 0 | 0 | 0 | 0 | 0 | 0 | 0 |
| Levy         | 1Q2005 | 0 | 0 | 0 | 0 | 0 | 0 | 0 |
|              | 2Q2005 | 0 | 0 | 0 | 0 | 0 | 0 | 0 |
|              | 3Q2005 | 0 | 0 | 0 | 0 | 0 | 0 | 0 |
|              | CY2005 | 0 | 0 | 0 | 0 | 0 | 0 | 0 |
| Liberty      | 1Q2005 | 0 | 0 | 0 | 0 | 0 | 0 | 0 |
|              | 2Q2005 | 0 | 0 | 0 | 0 | 0 | 0 | 0 |
|              | 3Q2005 | 0 | 0 | 0 | 0 | 0 | 0 | 0 |
|              | CY2005 | 0 | 0 | 0 | 0 | 0 | 0 | 0 |

# Managed Care Enrollment by Company by Market Segment by County at Quarter End as of December 31, 2005

|            |        |   |   |   |   |   |       |   |
|------------|--------|---|---|---|---|---|-------|---|
| Madison    | 1Q2005 | 0 | 0 | 0 | 0 | 0 | 0     | 0 |
|            | 2Q2005 | 0 | 0 | 0 | 0 | 0 | 0     | 0 |
|            | 3Q2005 | 0 | 0 | 0 | 0 | 0 | 0     | 0 |
|            | CY2005 | 0 | 0 | 0 | 0 | 0 | 0     | 0 |
| Manatee    | 1Q2005 | 0 | 0 | 0 | 0 | 0 | 0     | 0 |
|            | 2Q2005 | 0 | 0 | 0 | 0 | 0 | 0     | 0 |
|            | 3Q2005 | 0 | 0 | 0 | 0 | 0 | 0     | 0 |
|            | CY2005 | 0 | 0 | 0 | 0 | 0 | 0     | 0 |
| Marion     | 1Q2005 | 0 | 0 | 0 | 0 | 0 | 0     | 0 |
|            | 2Q2005 | 0 | 0 | 0 | 0 | 0 | 0     | 0 |
|            | 3Q2005 | 0 | 0 | 0 | 0 | 0 | 388   | 0 |
|            | CY2005 | 0 | 0 | 0 | 0 | 0 | 1,328 | 0 |
| Martin     | 1Q2005 | 0 | 0 | 0 | 0 | 0 | 0     | 0 |
|            | 2Q2005 | 0 | 0 | 0 | 0 | 0 | 0     | 0 |
|            | 3Q2005 | 0 | 0 | 0 | 0 | 0 | 0     | 0 |
|            | CY2005 | 0 | 0 | 0 | 0 | 0 | 0     | 0 |
| Miami-Dade | 1Q2005 | 0 | 0 | 0 | 0 | 0 | 0     | 0 |
|            | 2Q2005 | 0 | 0 | 0 | 0 | 0 | 0     | 0 |
|            | 3Q2005 | 0 | 0 | 0 | 0 | 0 | 0     | 0 |
|            | CY2005 | 0 | 0 | 0 | 0 | 0 | 0     | 0 |
| Monroe     | 1Q2005 | 0 | 0 | 0 | 0 | 0 | 0     | 0 |
|            | 2Q2005 | 0 | 0 | 0 | 0 | 0 | 0     | 0 |
|            | 3Q2005 | 0 | 0 | 0 | 0 | 0 | 0     | 0 |
|            | CY2005 | 0 | 0 | 0 | 0 | 0 | 0     | 0 |
| Nassau     | 1Q2005 | 0 | 0 | 0 | 0 | 0 | 0     | 0 |
|            | 2Q2005 | 0 | 0 | 0 | 0 | 0 | 0     | 0 |
|            | 3Q2005 | 0 | 0 | 0 | 0 | 0 | 0     | 0 |
|            | CY2005 | 0 | 0 | 0 | 0 | 0 | 0     | 0 |
| Okaloosa   | 1Q2005 | 0 | 0 | 0 | 0 | 0 | 0     | 0 |
|            | 2Q2005 | 0 | 0 | 0 | 0 | 0 | 0     | 0 |
|            | 3Q2005 | 0 | 0 | 0 | 0 | 0 | 0     | 0 |
|            | CY2005 | 0 | 0 | 0 | 0 | 0 | 0     | 0 |
| Okeechobee | 1Q2005 | 0 | 0 | 0 | 0 | 0 | 0     | 0 |
|            | 2Q2005 | 0 | 0 | 0 | 0 | 0 | 0     | 0 |
|            | 3Q2005 | 0 | 0 | 0 | 0 | 0 | 0     | 0 |
|            | CY2005 | 0 | 0 | 0 | 0 | 0 | 0     | 0 |
| Orange     | 1Q2005 | 0 | 0 | 0 | 0 | 0 | 0     | 0 |
|            | 2Q2005 | 0 | 0 | 0 | 0 | 0 | 0     | 0 |
|            | 3Q2005 | 0 | 0 | 0 | 0 | 0 | 0     | 0 |
|            | CY2005 | 0 | 0 | 0 | 0 | 0 | 0     | 0 |
| Osceola    | 1Q2005 | 0 | 0 | 0 | 0 | 0 | 0     | 0 |
|            | 2Q2005 | 0 | 0 | 0 | 0 | 0 | 0     | 0 |
|            | 3Q2005 | 0 | 0 | 0 | 0 | 0 | 0     | 0 |
|            | CY2005 | 0 | 0 | 0 | 0 | 0 | 0     | 0 |
| Other      | 1Q2005 | 0 | 0 | 0 | 0 | 0 | 0     | 0 |
|            | 2Q2005 | 0 | 0 | 0 | 0 | 0 | 0     | 0 |
|            | 3Q2005 | 0 | 0 | 0 | 0 | 0 | 0     | 0 |
|            | CY2005 | 0 | 0 | 0 | 0 | 0 | 0     | 0 |
| Palm Beach | 1Q2005 | 0 | 0 | 0 | 0 | 0 | 0     | 0 |
|            | 2Q2005 | 0 | 0 | 0 | 0 | 0 | 0     | 0 |
|            | 3Q2005 | 0 | 0 | 0 | 0 | 0 | 0     | 0 |
|            | CY2005 | 0 | 0 | 0 | 0 | 0 | 0     | 0 |

# Managed Care Enrollment by Company by Market Segment by County at Quarter End as of December 31, 2005

|            |        |   |   |   |   |   |   |   |
|------------|--------|---|---|---|---|---|---|---|
| Pasco      | 1Q2005 | 0 | 0 | 0 | 0 | 0 | 0 | 0 |
|            | 2Q2005 | 0 | 0 | 0 | 0 | 0 | 0 | 0 |
|            | 3Q2005 | 0 | 0 | 0 | 0 | 0 | 0 | 0 |
|            | CY2005 | 0 | 0 | 0 | 0 | 0 | 0 | 0 |
| Pinellas   | 1Q2005 | 0 | 0 | 0 | 0 | 0 | 0 | 0 |
|            | 2Q2005 | 0 | 0 | 0 | 0 | 0 | 0 | 0 |
|            | 3Q2005 | 0 | 0 | 0 | 0 | 0 | 0 | 0 |
|            | CY2005 | 0 | 0 | 0 | 0 | 0 | 0 | 0 |
| Polk       | 1Q2005 | 0 | 0 | 0 | 0 | 0 | 0 | 0 |
|            | 2Q2005 | 0 | 0 | 0 | 0 | 0 | 0 | 0 |
|            | 3Q2005 | 0 | 0 | 0 | 0 | 0 | 0 | 0 |
|            | CY2005 | 0 | 0 | 0 | 0 | 0 | 0 | 0 |
| Putnam     | 1Q2005 | 0 | 0 | 0 | 0 | 0 | 0 | 0 |
|            | 2Q2005 | 0 | 0 | 0 | 0 | 0 | 0 | 0 |
|            | 3Q2005 | 0 | 0 | 0 | 0 | 0 | 0 | 0 |
|            | CY2005 | 0 | 0 | 0 | 0 | 0 | 0 | 0 |
| Santa Rosa | 1Q2005 | 0 | 0 | 0 | 0 | 0 | 0 | 0 |
|            | 2Q2005 | 0 | 0 | 0 | 0 | 0 | 0 | 0 |
|            | 3Q2005 | 0 | 0 | 0 | 0 | 0 | 0 | 0 |
|            | CY2005 | 0 | 0 | 0 | 0 | 0 | 0 | 0 |
| Sarasota   | 1Q2005 | 0 | 0 | 0 | 0 | 0 | 0 | 0 |
|            | 2Q2005 | 0 | 0 | 0 | 0 | 0 | 0 | 0 |
|            | 3Q2005 | 0 | 0 | 0 | 0 | 0 | 0 | 0 |
|            | CY2005 | 0 | 0 | 0 | 0 | 0 | 0 | 0 |
| Seminole   | 1Q2005 | 0 | 0 | 0 | 0 | 0 | 0 | 0 |
|            | 2Q2005 | 0 | 0 | 0 | 0 | 0 | 0 | 0 |
|            | 3Q2005 | 0 | 0 | 0 | 0 | 0 | 0 | 0 |
|            | CY2005 | 0 | 0 | 0 | 0 | 0 | 0 | 0 |
| St. Johns  | 1Q2005 | 0 | 0 | 0 | 0 | 0 | 0 | 0 |
|            | 2Q2005 | 0 | 0 | 0 | 0 | 0 | 0 | 0 |
|            | 3Q2005 | 0 | 0 | 0 | 0 | 0 | 0 | 0 |
|            | CY2005 | 0 | 0 | 0 | 0 | 0 | 0 | 0 |
| St. Lucie  | 1Q2005 | 0 | 0 | 0 | 0 | 0 | 0 | 0 |
|            | 2Q2005 | 0 | 0 | 0 | 0 | 0 | 0 | 0 |
|            | 3Q2005 | 0 | 0 | 0 | 0 | 0 | 0 | 0 |
|            | CY2005 | 0 | 0 | 0 | 0 | 0 | 0 | 0 |
| Sumter     | 1Q2005 | 0 | 0 | 0 | 0 | 0 | 0 | 0 |
|            | 2Q2005 | 0 | 0 | 0 | 0 | 0 | 0 | 0 |
|            | 3Q2005 | 0 | 0 | 0 | 0 | 0 | 0 | 0 |
|            | CY2005 | 0 | 0 | 0 | 0 | 0 | 0 | 0 |
| Suwannee   | 1Q2005 | 0 | 0 | 0 | 0 | 0 | 0 | 0 |
|            | 2Q2005 | 0 | 0 | 0 | 0 | 0 | 0 | 0 |
|            | 3Q2005 | 0 | 0 | 0 | 0 | 0 | 0 | 0 |
|            | CY2005 | 0 | 0 | 0 | 0 | 0 | 0 | 0 |
| Taylor     | 1Q2005 | 0 | 0 | 0 | 0 | 0 | 0 | 0 |
|            | 2Q2005 | 0 | 0 | 0 | 0 | 0 | 0 | 0 |
|            | 3Q2005 | 0 | 0 | 0 | 0 | 0 | 0 | 0 |
|            | CY2005 | 0 | 0 | 0 | 0 | 0 | 0 | 0 |
| Union      | 1Q2005 | 0 | 0 | 0 | 0 | 0 | 0 | 0 |
|            | 2Q2005 | 0 | 0 | 0 | 0 | 0 | 0 | 0 |
|            | 3Q2005 | 0 | 0 | 0 | 0 | 0 | 0 | 0 |
|            | CY2005 | 0 | 0 | 0 | 0 | 0 | 0 | 0 |

# Managed Care Enrollment by Company by Market Segment by County at Quarter End as of December 31, 2005

|            |        |   |   |   |   |   |   |   |
|------------|--------|---|---|---|---|---|---|---|
| Volusia    | 1Q2005 | 0 | 0 | 0 | 0 | 0 | 0 | 0 |
|            | 2Q2005 | 0 | 0 | 0 | 0 | 0 | 0 | 0 |
|            | 3Q2005 | 0 | 0 | 0 | 0 | 0 | 0 | 0 |
|            | CY2005 | 0 | 0 | 0 | 0 | 0 | 0 | 0 |
| Wakulla    | 1Q2005 | 0 | 0 | 0 | 0 | 0 | 0 | 0 |
|            | 2Q2005 | 0 | 0 | 0 | 0 | 0 | 0 | 0 |
|            | 3Q2005 | 0 | 0 | 0 | 0 | 0 | 0 | 0 |
|            | CY2005 | 0 | 0 | 0 | 0 | 0 | 0 | 0 |
| Walton     | 1Q2005 | 0 | 0 | 0 | 0 | 0 | 0 | 0 |
|            | 2Q2005 | 0 | 0 | 0 | 0 | 0 | 0 | 0 |
|            | 3Q2005 | 0 | 0 | 0 | 0 | 0 | 0 | 0 |
|            | CY2005 | 0 | 0 | 0 | 0 | 0 | 0 | 0 |
| Washington | 1Q2005 | 0 | 0 | 0 | 0 | 0 | 0 | 0 |
|            | 2Q2005 | 0 | 0 | 0 | 0 | 0 | 0 | 0 |
|            | 3Q2005 | 0 | 0 | 0 | 0 | 0 | 0 | 0 |
|            | CY2005 | 0 | 0 | 0 | 0 | 0 | 0 | 0 |

# Managed Care Enrollment by Company by Market Segment by County at Quarter End as of December 31, 2005

| GREAT-WEST HEALTHCARE OF FLORIDA, INC. |        | NAIC Company Code |             |            |              |          |          | 95805             |
|--|--------|-------------------|-------------|------------|--------------|----------|----------|-------------------|
|  |        | SMALL GROUP       | LARGE GROUP | INDIVIDUAL | HEALTHY KIDS | MEDICAID | MEDICARE | FEDERAL EMPLOYEES |
| Alachua                                | 1Q2005 | 0                 | 0           | 0          | 0            | 0        | 0        | 0                 |
|  | 2Q2005 | 0                 | 0           | 0          | 0            | 0        | 0        | 0                 |
|  | 3Q2005 | 0                 | 0           | 0          | 0            | 0        | 0        | 0                 |
|  | CY2005 | 0                 | 0           | 0          | 0            | 0        | 0        | 0                 |
| Baker                                  | 1Q2005 | 0                 | 0           | 0          | 0            | 0        | 0        | 0                 |
|  | 2Q2005 | 0                 | 0           | 0          | 0            | 0        | 0        | 0                 |
|  | 3Q2005 | 0                 | 0           | 0          | 0            | 0        | 0        | 0                 |
|  | CY2005 | 0                 | 0           | 0          | 0            | 0        | 0        | 0                 |
| Bay                                    | 1Q2005 | 0                 | 0           | 0          | 0            | 0        | 0        | 0                 |
|  | 2Q2005 | 0                 | 0           | 0          | 0            | 0        | 0        | 0                 |
|  | 3Q2005 | 0                 | 0           | 0          | 0            | 0        | 0        | 0                 |
|  | CY2005 | 0                 | 0           | 0          | 0            | 0        | 0        | 0                 |
| Bradford                               | 1Q2005 | 0                 | 0           | 0          | 0            | 0        | 0        | 0                 |
|  | 2Q2005 | 0                 | 0           | 0          | 0            | 0        | 0        | 0                 |
|  | 3Q2005 | 0                 | 0           | 0          | 0            | 0        | 0        | 0                 |
|  | CY2005 | 0                 | 0           | 0          | 0            | 0        | 0        | 0                 |
| Brevard                                | 1Q2005 | 0                 | 1           | 0          | 0            | 0        | 0        | 0                 |
|  | 2Q2005 | 0                 | 0           | 0          | 0            | 0        | 0        | 0                 |
|  | 3Q2005 | 0                 | 0           | 0          | 0            | 0        | 0        | 0                 |
|  | CY2005 | 0                 | 0           | 0          | 0            | 0        | 0        | 0                 |
| Broward                                | 1Q2005 | 0                 | 430         | 0          | 0            | 0        | 0        | 0                 |
|  | 2Q2005 | 0                 | 463         | 0          | 0            | 0        | 0        | 0                 |
|  | 3Q2005 | 0                 | 433         | 0          | 0            | 0        | 0        | 0                 |
|  | CY2005 | 0                 | 441         | 0          | 0            | 0        | 0        | 0                 |
| Calhoun                                | 1Q2005 | 0                 | 0           | 0          | 0            | 0        | 0        | 0                 |
|  | 2Q2005 | 0                 | 0           | 0          | 0            | 0        | 0        | 0                 |
|  | 3Q2005 | 0                 | 0           | 0          | 0            | 0        | 0        | 0                 |
|  | CY2005 | 0                 | 0           | 0          | 0            | 0        | 0        | 0                 |
| Charlotte                              | 1Q2005 | 0                 | 1           | 0          | 0            | 0        | 0        | 0                 |
|  | 2Q2005 | 0                 | 3           | 0          | 0            | 0        | 0        | 0                 |
|  | 3Q2005 | 0                 | 3           | 0          | 0            | 0        | 0        | 0                 |
|  | CY2005 | 0                 | 0           | 0          | 0            | 0        | 0        | 0                 |
| Citrus                                 | 1Q2005 | 0                 | 0           | 0          | 0            | 0        | 0        | 0                 |
|  | 2Q2005 | 0                 | 0           | 0          | 0            | 0        | 0        | 0                 |
|  | 3Q2005 | 0                 | 0           | 0          | 0            | 0        | 0        | 0                 |
|  | CY2005 | 0                 | 0           | 0          | 0            | 0        | 0        | 0                 |
| Clay                                   | 1Q2005 | 0                 | 0           | 0          | 0            | 0        | 0        | 0                 |
|  | 2Q2005 | 0                 | 0           | 0          | 0            | 0        | 0        | 0                 |
|  | 3Q2005 | 0                 | 0           | 0          | 0            | 0        | 0        | 0                 |
|  | CY2005 | 0                 | 0           | 0          | 0            | 0        | 0        | 0                 |
| Collier                                | 1Q2005 | 0                 | 3           | 0          | 0            | 0        | 0        | 0                 |
|  | 2Q2005 | 0                 | 0           | 0          | 0            | 0        | 0        | 0                 |
|  | 3Q2005 | 0                 | 0           | 0          | 0            | 0        | 0        | 0                 |
|  | CY2005 | 0                 | 0           | 0          | 0            | 0        | 0        | 0                 |
| Columbia                               | 1Q2005 | 0                 | 0           | 0          | 0            | 0        | 0        | 0                 |
|  | 2Q2005 | 0                 | 0           | 0          | 0            | 0        | 0        | 0                 |
|  | 3Q2005 | 0                 | 0           | 0          | 0            | 0        | 0        | 0                 |
|  | CY2005 | 0                 | 0           | 0          | 0            | 0        | 0        | 0                 |

# Managed Care Enrollment by Company by Market Segment by County at Quarter End as of December 31, 2005

|           |        |   |   |   |   |   |   |   |
|-----------|--------|---|---|---|---|---|---|---|
| De Soto   | 1Q2005 | 0 | 0 | 0 | 0 | 0 | 0 | 0 |
|           | 2Q2005 | 0 | 0 | 0 | 0 | 0 | 0 | 0 |
|           | 3Q2005 | 0 | 0 | 0 | 0 | 0 | 0 | 0 |
|           | CY2005 | 0 | 0 | 0 | 0 | 0 | 0 | 0 |
| Dixie     | 1Q2005 | 0 | 0 | 0 | 0 | 0 | 0 | 0 |
|           | 2Q2005 | 0 | 0 | 0 | 0 | 0 | 0 | 0 |
|           | 3Q2005 | 0 | 0 | 0 | 0 | 0 | 0 | 0 |
|           | CY2005 | 0 | 0 | 0 | 0 | 0 | 0 | 0 |
| Duval     | 1Q2005 | 0 | 0 | 0 | 0 | 0 | 0 | 0 |
|           | 2Q2005 | 0 | 0 | 0 | 0 | 0 | 0 | 0 |
|           | 3Q2005 | 0 | 0 | 0 | 0 | 0 | 0 | 0 |
|           | CY2005 | 0 | 0 | 0 | 0 | 0 | 0 | 0 |
| Escambia  | 1Q2005 | 0 | 0 | 0 | 0 | 0 | 0 | 0 |
|           | 2Q2005 | 0 | 0 | 0 | 0 | 0 | 0 | 0 |
|           | 3Q2005 | 0 | 0 | 0 | 0 | 0 | 0 | 0 |
|           | CY2005 | 0 | 0 | 0 | 0 | 0 | 0 | 0 |
| Flagler   | 1Q2005 | 0 | 0 | 0 | 0 | 0 | 0 | 0 |
|           | 2Q2005 | 0 | 0 | 0 | 0 | 0 | 0 | 0 |
|           | 3Q2005 | 0 | 0 | 0 | 0 | 0 | 0 | 0 |
|           | CY2005 | 0 | 0 | 0 | 0 | 0 | 0 | 0 |
| Franklin  | 1Q2005 | 0 | 0 | 0 | 0 | 0 | 0 | 0 |
|           | 2Q2005 | 0 | 0 | 0 | 0 | 0 | 0 | 0 |
|           | 3Q2005 | 0 | 0 | 0 | 0 | 0 | 0 | 0 |
|           | CY2005 | 0 | 0 | 0 | 0 | 0 | 0 | 0 |
| Gadsden   | 1Q2005 | 0 | 0 | 0 | 0 | 0 | 0 | 0 |
|           | 2Q2005 | 0 | 0 | 0 | 0 | 0 | 0 | 0 |
|           | 3Q2005 | 0 | 0 | 0 | 0 | 0 | 0 | 0 |
|           | CY2005 | 0 | 0 | 0 | 0 | 0 | 0 | 0 |
| Gilchrist | 1Q2005 | 0 | 0 | 0 | 0 | 0 | 0 | 0 |
|           | 2Q2005 | 0 | 0 | 0 | 0 | 0 | 0 | 0 |
|           | 3Q2005 | 0 | 0 | 0 | 0 | 0 | 0 | 0 |
|           | CY2005 | 0 | 0 | 0 | 0 | 0 | 0 | 0 |
| Glades    | 1Q2005 | 0 | 0 | 0 | 0 | 0 | 0 | 0 |
|           | 2Q2005 | 0 | 0 | 0 | 0 | 0 | 0 | 0 |
|           | 3Q2005 | 0 | 0 | 0 | 0 | 0 | 0 | 0 |
|           | CY2005 | 0 | 0 | 0 | 0 | 0 | 0 | 0 |
| Gulf      | 1Q2005 | 0 | 0 | 0 | 0 | 0 | 0 | 0 |
|           | 2Q2005 | 0 | 0 | 0 | 0 | 0 | 0 | 0 |
|           | 3Q2005 | 0 | 0 | 0 | 0 | 0 | 0 | 0 |
|           | CY2005 | 0 | 0 | 0 | 0 | 0 | 0 | 0 |
| Hamilton  | 1Q2005 | 0 | 0 | 0 | 0 | 0 | 0 | 0 |
|           | 2Q2005 | 0 | 0 | 0 | 0 | 0 | 0 | 0 |
|           | 3Q2005 | 0 | 0 | 0 | 0 | 0 | 0 | 0 |
|           | CY2005 | 0 | 0 | 0 | 0 | 0 | 0 | 0 |
| Hardee    | 1Q2005 | 0 | 0 | 0 | 0 | 0 | 0 | 0 |
|           | 2Q2005 | 0 | 0 | 0 | 0 | 0 | 0 | 0 |
|           | 3Q2005 | 0 | 0 | 0 | 0 | 0 | 0 | 0 |
|           | CY2005 | 0 | 0 | 0 | 0 | 0 | 0 | 0 |
| Hendry    | 1Q2005 | 0 | 0 | 0 | 0 | 0 | 0 | 0 |
|           | 2Q2005 | 0 | 0 | 0 | 0 | 0 | 0 | 0 |
|           | 3Q2005 | 0 | 0 | 0 | 0 | 0 | 0 | 0 |
|           | CY2005 | 0 | 0 | 0 | 0 | 0 | 0 | 0 |

# Managed Care Enrollment by Company by Market Segment by County at Quarter End as of December 31, 2005

|              |        |   |     |   |   |   |   |   |
|--------------|--------|---|-----|---|---|---|---|---|
| Hernando     | 1Q2005 | 0 | 5   | 0 | 0 | 0 | 0 | 0 |
|              | 2Q2005 | 0 | 7   | 0 | 0 | 0 | 0 | 0 |
|              | 3Q2005 | 0 | 7   | 0 | 0 | 0 | 0 | 0 |
|              | CY2005 | 0 | 7   | 0 | 0 | 0 | 0 | 0 |
| Highlands    | 1Q2005 | 0 | 0   | 0 | 0 | 0 | 0 | 0 |
|              | 2Q2005 | 0 | 0   | 0 | 0 | 0 | 0 | 0 |
|              | 3Q2005 | 0 | 0   | 0 | 0 | 0 | 0 | 0 |
|              | CY2005 | 0 | 0   | 0 | 0 | 0 | 0 | 0 |
| Hillsborough | 1Q2005 | 0 | 160 | 0 | 0 | 0 | 0 | 0 |
|              | 2Q2005 | 0 | 57  | 0 | 0 | 0 | 0 | 0 |
|              | 3Q2005 | 0 | 69  | 0 | 0 | 0 | 0 | 0 |
|              | CY2005 | 0 | 75  | 0 | 0 | 0 | 0 | 0 |
| Holmes       | 1Q2005 | 0 | 0   | 0 | 0 | 0 | 0 | 0 |
|              | 2Q2005 | 0 | 0   | 0 | 0 | 0 | 0 | 0 |
|              | 3Q2005 | 0 | 0   | 0 | 0 | 0 | 0 | 0 |
|              | CY2005 | 0 | 0   | 0 | 0 | 0 | 0 | 0 |
| Indian River | 1Q2005 | 0 | 0   | 0 | 0 | 0 | 0 | 0 |
|              | 2Q2005 | 0 | 0   | 0 | 0 | 0 | 0 | 0 |
|              | 3Q2005 | 0 | 0   | 0 | 0 | 0 | 0 | 0 |
|              | CY2005 | 0 | 0   | 0 | 0 | 0 | 0 | 0 |
| Jackson      | 1Q2005 | 0 | 0   | 0 | 0 | 0 | 0 | 0 |
|              | 2Q2005 | 0 | 0   | 0 | 0 | 0 | 0 | 0 |
|              | 3Q2005 | 0 | 0   | 0 | 0 | 0 | 0 | 0 |
|              | CY2005 | 0 | 0   | 0 | 0 | 0 | 0 | 0 |
| Jefferson    | 1Q2005 | 0 | 0   | 0 | 0 | 0 | 0 | 0 |
|              | 2Q2005 | 0 | 0   | 0 | 0 | 0 | 0 | 0 |
|              | 3Q2005 | 0 | 0   | 0 | 0 | 0 | 0 | 0 |
|              | CY2005 | 0 | 0   | 0 | 0 | 0 | 0 | 0 |
| Lafayette    | 1Q2005 | 0 | 0   | 0 | 0 | 0 | 0 | 0 |
|              | 2Q2005 | 0 | 0   | 0 | 0 | 0 | 0 | 0 |
|              | 3Q2005 | 0 | 0   | 0 | 0 | 0 | 0 | 0 |
|              | CY2005 | 0 | 0   | 0 | 0 | 0 | 0 | 0 |
| Lake         | 1Q2005 | 0 | 18  | 0 | 0 | 0 | 0 | 0 |
|              | 2Q2005 | 0 | 13  | 0 | 0 | 0 | 0 | 0 |
|              | 3Q2005 | 0 | 13  | 0 | 0 | 0 | 0 | 0 |
|              | CY2005 | 0 | 13  | 0 | 0 | 0 | 0 | 0 |
| Lee          | 1Q2005 | 0 | 8   | 0 | 0 | 0 | 0 | 0 |
|              | 2Q2005 | 0 | 9   | 0 | 0 | 0 | 0 | 0 |
|              | 3Q2005 | 0 | 11  | 0 | 0 | 0 | 0 | 0 |
|              | CY2005 | 0 | 12  | 0 | 0 | 0 | 0 | 0 |
| Leon         | 1Q2005 | 0 | 0   | 0 | 0 | 0 | 0 | 0 |
|              | 2Q2005 | 0 | 0   | 0 | 0 | 0 | 0 | 0 |
|              | 3Q2005 | 0 | 0   | 0 | 0 | 0 | 0 | 0 |
|              | CY2005 | 0 | 0   | 0 | 0 | 0 | 0 | 0 |
| Levy         | 1Q2005 | 0 | 0   | 0 | 0 | 0 | 0 | 0 |
|              | 2Q2005 | 0 | 0   | 0 | 0 | 0 | 0 | 0 |
|              | 3Q2005 | 0 | 0   | 0 | 0 | 0 | 0 | 0 |
|              | CY2005 | 0 | 0   | 0 | 0 | 0 | 0 | 0 |
| Liberty      | 1Q2005 | 0 | 0   | 0 | 0 | 0 | 0 | 0 |
|              | 2Q2005 | 0 | 0   | 0 | 0 | 0 | 0 | 0 |
|              | 3Q2005 | 0 | 0   | 0 | 0 | 0 | 0 | 0 |
|              | CY2005 | 0 | 0   | 0 | 0 | 0 | 0 | 0 |

# Managed Care Enrollment by Company by Market Segment by County at Quarter End as of December 31, 2005

|            |        |   |     |   |   |   |   |   |
|------------|--------|---|-----|---|---|---|---|---|
| Madison    | 1Q2005 | 0 | 0   | 0 | 0 | 0 | 0 | 0 |
|            | 2Q2005 | 0 | 0   | 0 | 0 | 0 | 0 | 0 |
|            | 3Q2005 | 0 | 0   | 0 | 0 | 0 | 0 | 0 |
|            | CY2005 | 0 | 0   | 0 | 0 | 0 | 0 | 0 |
| Manatee    | 1Q2005 | 0 | 4   | 0 | 0 | 0 | 0 | 0 |
|            | 2Q2005 | 0 | 4   | 0 | 0 | 0 | 0 | 0 |
|            | 3Q2005 | 0 | 4   | 0 | 0 | 0 | 0 | 0 |
|            | CY2005 | 0 | 4   | 0 | 0 | 0 | 0 | 0 |
| Marion     | 1Q2005 | 0 | 0   | 0 | 0 | 0 | 0 | 0 |
|            | 2Q2005 | 0 | 0   | 0 | 0 | 0 | 0 | 0 |
|            | 3Q2005 | 0 | 0   | 0 | 0 | 0 | 0 | 0 |
|            | CY2005 | 0 | 0   | 0 | 0 | 0 | 0 | 0 |
| Martin     | 1Q2005 | 0 | 0   | 0 | 0 | 0 | 0 | 0 |
|            | 2Q2005 | 0 | 0   | 0 | 0 | 0 | 0 | 0 |
|            | 3Q2005 | 0 | 0   | 0 | 0 | 0 | 0 | 0 |
|            | CY2005 | 0 | 0   | 0 | 0 | 0 | 0 | 0 |
| Miami-Dade | 1Q2005 | 0 | 320 | 0 | 0 | 0 | 0 | 0 |
|            | 2Q2005 | 0 | 331 | 0 | 0 | 0 | 0 | 0 |
|            | 3Q2005 | 0 | 244 | 0 | 0 | 0 | 0 | 0 |
|            | CY2005 | 0 | 234 | 0 | 0 | 0 | 0 | 0 |
| Monroe     | 1Q2005 | 0 | 0   | 0 | 0 | 0 | 0 | 0 |
|            | 2Q2005 | 0 | 0   | 0 | 0 | 0 | 0 | 0 |
|            | 3Q2005 | 0 | 0   | 0 | 0 | 0 | 0 | 0 |
|            | CY2005 | 0 | 0   | 0 | 0 | 0 | 0 | 0 |
| Nassau     | 1Q2005 | 0 | 0   | 0 | 0 | 0 | 0 | 0 |
|            | 2Q2005 | 0 | 0   | 0 | 0 | 0 | 0 | 0 |
|            | 3Q2005 | 0 | 0   | 0 | 0 | 0 | 0 | 0 |
|            | CY2005 | 0 | 0   | 0 | 0 | 0 | 0 | 0 |
| Okaloosa   | 1Q2005 | 0 | 0   | 0 | 0 | 0 | 0 | 0 |
|            | 2Q2005 | 0 | 0   | 0 | 0 | 0 | 0 | 0 |
|            | 3Q2005 | 0 | 0   | 0 | 0 | 0 | 0 | 0 |
|            | CY2005 | 0 | 0   | 0 | 0 | 0 | 0 | 0 |
| Okeechobee | 1Q2005 | 0 | 0   | 0 | 0 | 0 | 0 | 0 |
|            | 2Q2005 | 0 | 0   | 0 | 0 | 0 | 0 | 0 |
|            | 3Q2005 | 0 | 0   | 0 | 0 | 0 | 0 | 0 |
|            | CY2005 | 0 | 0   | 0 | 0 | 0 | 0 | 0 |
| Orange     | 1Q2005 | 0 | 144 | 0 | 0 | 0 | 0 | 0 |
|            | 2Q2005 | 0 | 153 | 0 | 0 | 0 | 0 | 0 |
|            | 3Q2005 | 0 | 156 | 0 | 0 | 0 | 0 | 0 |
|            | CY2005 | 0 | 120 | 0 | 0 | 0 | 0 | 0 |
| Osceola    | 1Q2005 | 0 | 13  | 0 | 0 | 0 | 0 | 0 |
|            | 2Q2005 | 0 | 11  | 0 | 0 | 0 | 0 | 0 |
|            | 3Q2005 | 0 | 14  | 0 | 0 | 0 | 0 | 0 |
|            | CY2005 | 0 | 13  | 0 | 0 | 0 | 0 | 0 |
| Other      | 1Q2005 | 0 | 9   | 0 | 0 | 0 | 0 | 0 |
|            | 2Q2005 | 0 | 10  | 0 | 0 | 0 | 0 | 0 |
|            | 3Q2005 | 0 | 1   | 0 | 0 | 0 | 0 | 0 |
|            | CY2005 | 0 | 0   | 0 | 0 | 0 | 0 | 0 |
| Palm Beach | 1Q2005 | 0 | 68  | 0 | 0 | 0 | 0 | 0 |
|            | 2Q2005 | 0 | 57  | 0 | 0 | 0 | 0 | 0 |
|            | 3Q2005 | 0 | 51  | 0 | 0 | 0 | 0 | 0 |
|            | CY2005 | 0 | 44  | 0 | 0 | 0 | 0 | 0 |

# Managed Care Enrollment by Company by Market Segment by County at Quarter End as of December 31, 2005

|            |        |   |    |   |   |   |   |   |
|------------|--------|---|----|---|---|---|---|---|
| Pasco      | 1Q2005 | 0 | 48 | 0 | 0 | 0 | 0 | 0 |
|            | 2Q2005 | 0 | 22 | 0 | 0 | 0 | 0 | 0 |
|            | 3Q2005 | 0 | 15 | 0 | 0 | 0 | 0 | 0 |
|            | CY2005 | 0 | 18 | 0 | 0 | 0 | 0 | 0 |
| Pinellas   | 1Q2005 | 0 | 32 | 0 | 0 | 0 | 0 | 0 |
|            | 2Q2005 | 0 | 20 | 0 | 0 | 0 | 0 | 0 |
|            | 3Q2005 | 0 | 13 | 0 | 0 | 0 | 0 | 0 |
|            | CY2005 | 0 | 6  | 0 | 0 | 0 | 0 | 0 |
| Polk       | 1Q2005 | 0 | 32 | 0 | 0 | 0 | 0 | 0 |
|            | 2Q2005 | 0 | 21 | 0 | 0 | 0 | 0 | 0 |
|            | 3Q2005 | 0 | 17 | 0 | 0 | 0 | 0 | 0 |
|            | CY2005 | 0 | 16 | 0 | 0 | 0 | 0 | 0 |
| Putnam     | 1Q2005 | 0 | 0  | 0 | 0 | 0 | 0 | 0 |
|            | 2Q2005 | 0 | 0  | 0 | 0 | 0 | 0 | 0 |
|            | 3Q2005 | 0 | 0  | 0 | 0 | 0 | 0 | 0 |
|            | CY2005 | 0 | 0  | 0 | 0 | 0 | 0 | 0 |
| Santa Rosa | 1Q2005 | 0 | 0  | 0 | 0 | 0 | 0 | 0 |
|            | 2Q2005 | 0 | 3  | 0 | 0 | 0 | 0 | 0 |
|            | 3Q2005 | 0 | 0  | 0 | 0 | 0 | 0 | 0 |
|            | CY2005 | 0 | 0  | 0 | 0 | 0 | 0 | 0 |
| Sarasota   | 1Q2005 | 0 | 0  | 0 | 0 | 0 | 0 | 0 |
|            | 2Q2005 | 0 | 0  | 0 | 0 | 0 | 0 | 0 |
|            | 3Q2005 | 0 | 0  | 0 | 0 | 0 | 0 | 0 |
|            | CY2005 | 0 | 0  | 0 | 0 | 0 | 0 | 0 |
| Seminole   | 1Q2005 | 0 | 94 | 0 | 0 | 0 | 0 | 0 |
|            | 2Q2005 | 0 | 97 | 0 | 0 | 0 | 0 | 0 |
|            | 3Q2005 | 0 | 77 | 0 | 0 | 0 | 0 | 0 |
|            | CY2005 | 0 | 62 | 0 | 0 | 0 | 0 | 0 |
| St. Johns  | 1Q2005 | 0 | 0  | 0 | 0 | 0 | 0 | 0 |
|            | 2Q2005 | 0 | 0  | 0 | 0 | 0 | 0 | 0 |
|            | 3Q2005 | 0 | 0  | 0 | 0 | 0 | 0 | 0 |
|            | CY2005 | 0 | 0  | 0 | 0 | 0 | 0 | 0 |
| St. Lucie  | 1Q2005 | 0 | 0  | 0 | 0 | 0 | 0 | 0 |
|            | 2Q2005 | 0 | 0  | 0 | 0 | 0 | 0 | 0 |
|            | 3Q2005 | 0 | 0  | 0 | 0 | 0 | 0 | 0 |
|            | CY2005 | 0 | 0  | 0 | 0 | 0 | 0 | 0 |
| Sumter     | 1Q2005 | 0 | 0  | 0 | 0 | 0 | 0 | 0 |
|            | 2Q2005 | 0 | 0  | 0 | 0 | 0 | 0 | 0 |
|            | 3Q2005 | 0 | 0  | 0 | 0 | 0 | 0 | 0 |
|            | CY2005 | 0 | 0  | 0 | 0 | 0 | 0 | 0 |
| Suwannee   | 1Q2005 | 0 | 0  | 0 | 0 | 0 | 0 | 0 |
|            | 2Q2005 | 0 | 0  | 0 | 0 | 0 | 0 | 0 |
|            | 3Q2005 | 0 | 0  | 0 | 0 | 0 | 0 | 0 |
|            | CY2005 | 0 | 0  | 0 | 0 | 0 | 0 | 0 |
| Taylor     | 1Q2005 | 0 | 0  | 0 | 0 | 0 | 0 | 0 |
|            | 2Q2005 | 0 | 0  | 0 | 0 | 0 | 0 | 0 |
|            | 3Q2005 | 0 | 0  | 0 | 0 | 0 | 0 | 0 |
|            | CY2005 | 0 | 0  | 0 | 0 | 0 | 0 | 0 |
| Union      | 1Q2005 | 0 | 0  | 0 | 0 | 0 | 0 | 0 |
|            | 2Q2005 | 0 | 0  | 0 | 0 | 0 | 0 | 0 |
|            | 3Q2005 | 0 | 0  | 0 | 0 | 0 | 0 | 0 |
|            | CY2005 | 0 | 0  | 0 | 0 | 0 | 0 | 0 |

# Managed Care Enrollment by Company by Market Segment by County at Quarter End as of December 31, 2005

|            |        |   |    |   |   |   |   |   |
|------------|--------|---|----|---|---|---|---|---|
| Volusia    | 1Q2005 | 0 | 11 | 0 | 0 | 0 | 0 | 0 |
|            | 2Q2005 | 0 | 12 | 0 | 0 | 0 | 0 | 0 |
|            | 3Q2005 | 0 | 15 | 0 | 0 | 0 | 0 | 0 |
|            | CY2005 | 0 | 10 | 0 | 0 | 0 | 0 | 0 |
| Wakulla    | 1Q2005 | 0 | 0  | 0 | 0 | 0 | 0 | 0 |
|            | 2Q2005 | 0 | 0  | 0 | 0 | 0 | 0 | 0 |
|            | 3Q2005 | 0 | 0  | 0 | 0 | 0 | 0 | 0 |
|            | CY2005 | 0 | 0  | 0 | 0 | 0 | 0 | 0 |
| Walton     | 1Q2005 | 0 | 0  | 0 | 0 | 0 | 0 | 0 |
|            | 2Q2005 | 0 | 0  | 0 | 0 | 0 | 0 | 0 |
|            | 3Q2005 | 0 | 0  | 0 | 0 | 0 | 0 | 0 |
|            | CY2005 | 0 | 0  | 0 | 0 | 0 | 0 | 0 |
| Washington | 1Q2005 | 0 | 0  | 0 | 0 | 0 | 0 | 0 |
|            | 2Q2005 | 0 | 0  | 0 | 0 | 0 | 0 | 0 |
|            | 3Q2005 | 0 | 0  | 0 | 0 | 0 | 0 | 0 |
|            | CY2005 | 0 | 0  | 0 | 0 | 0 | 0 | 0 |

# Managed Care Enrollment by Company by Market Segment by County at Quarter End as of December 31, 2005

**HEALTH FIRST HEALTH PLANS, INC.**

**NAIC Company Code**

**95019**

|           |        | SMALL GROUP | LARGE GROUP | INDIVIDUAL | HEALTHY KIDS | MEDICAID | MEDICARE | FEDERAL EMPLOYEES |
|-----------|--------|-------------|-------------|------------|--------------|----------|----------|-------------------|
| Alachua   | 1Q2005 | 0           | 0           | 0          | 0            | 0        | 0        | 0                 |
|           | 2Q2005 | 0           | 0           | 0          | 0            | 0        | 0        | 0                 |
|           | 3Q2005 | 0           | 0           | 0          | 0            | 0        | 0        | 0                 |
|           | CY2005 | 0           | 0           | 0          | 0            | 0        | 0        | 0                 |
| Baker     | 1Q2005 | 0           | 0           | 0          | 0            | 0        | 0        | 0                 |
|           | 2Q2005 | 0           | 0           | 0          | 0            | 0        | 0        | 0                 |
|           | 3Q2005 | 0           | 0           | 0          | 0            | 0        | 0        | 0                 |
|           | CY2005 | 0           | 0           | 0          | 0            | 0        | 0        | 0                 |
| Bay       | 1Q2005 | 0           | 0           | 0          | 0            | 0        | 0        | 0                 |
|           | 2Q2005 | 0           | 0           | 0          | 0            | 0        | 0        | 0                 |
|           | 3Q2005 | 0           | 0           | 0          | 0            | 0        | 0        | 0                 |
|           | CY2005 | 0           | 0           | 0          | 0            | 0        | 0        | 0                 |
| Bradford  | 1Q2005 | 0           | 0           | 0          | 0            | 0        | 0        | 0                 |
|           | 2Q2005 | 0           | 0           | 0          | 0            | 0        | 0        | 0                 |
|           | 3Q2005 | 0           | 0           | 0          | 0            | 0        | 0        | 0                 |
|           | CY2005 | 0           | 0           | 0          | 0            | 0        | 0        | 0                 |
| Brevard   | 1Q2005 | 15,444      | 16,454      | 0          | 0            | 0        | 17,017   | 0                 |
|           | 2Q2005 | 15,852      | 16,467      | 0          | 0            | 0        | 17,766   | 0                 |
|           | 3Q2005 | 16,293      | 15,235      | 0          | 0            | 0        | 18,398   | 0                 |
|           | CY2005 | 16,882      | 15,731      | 0          | 0            | 0        | 18,865   | 0                 |
| Broward   | 1Q2005 | 0           | 0           | 0          | 0            | 0        | 0        | 0                 |
|           | 2Q2005 | 0           | 0           | 0          | 0            | 0        | 0        | 0                 |
|           | 3Q2005 | 0           | 0           | 0          | 0            | 0        | 0        | 0                 |
|           | CY2005 | 0           | 0           | 0          | 0            | 0        | 0        | 0                 |
| Calhoun   | 1Q2005 | 0           | 0           | 0          | 0            | 0        | 0        | 0                 |
|           | 2Q2005 | 0           | 0           | 0          | 0            | 0        | 0        | 0                 |
|           | 3Q2005 | 0           | 0           | 0          | 0            | 0        | 0        | 0                 |
|           | CY2005 | 0           | 0           | 0          | 0            | 0        | 0        | 0                 |
| Charlotte | 1Q2005 | 0           | 0           | 0          | 0            | 0        | 0        | 0                 |
|           | 2Q2005 | 0           | 0           | 0          | 0            | 0        | 0        | 0                 |
|           | 3Q2005 | 0           | 0           | 0          | 0            | 0        | 0        | 0                 |
|           | CY2005 | 0           | 0           | 0          | 0            | 0        | 0        | 0                 |
| Citrus    | 1Q2005 | 0           | 0           | 0          | 0            | 0        | 0        | 0                 |
|           | 2Q2005 | 0           | 0           | 0          | 0            | 0        | 0        | 0                 |
|           | 3Q2005 | 0           | 0           | 0          | 0            | 0        | 0        | 0                 |
|           | CY2005 | 0           | 0           | 0          | 0            | 0        | 0        | 0                 |
| Clay      | 1Q2005 | 0           | 0           | 0          | 0            | 0        | 0        | 0                 |
|           | 2Q2005 | 0           | 0           | 0          | 0            | 0        | 0        | 0                 |
|           | 3Q2005 | 0           | 0           | 0          | 0            | 0        | 0        | 0                 |
|           | CY2005 | 0           | 0           | 0          | 0            | 0        | 0        | 0                 |
| Collier   | 1Q2005 | 0           | 0           | 0          | 0            | 0        | 0        | 0                 |
|           | 2Q2005 | 0           | 0           | 0          | 0            | 0        | 0        | 0                 |
|           | 3Q2005 | 0           | 0           | 0          | 0            | 0        | 0        | 0                 |
|           | CY2005 | 0           | 0           | 0          | 0            | 0        | 0        | 0                 |
| Columbia  | 1Q2005 | 0           | 0           | 0          | 0            | 0        | 0        | 0                 |
|           | 2Q2005 | 0           | 0           | 0          | 0            | 0        | 0        | 0                 |
|           | 3Q2005 | 0           | 0           | 0          | 0            | 0        | 0        | 0                 |
|           | CY2005 | 0           | 0           | 0          | 0            | 0        | 0        | 0                 |

# Managed Care Enrollment by Company by Market Segment by County at Quarter End as of December 31, 2005

|           |        |   |   |   |   |   |   |   |
|-----------|--------|---|---|---|---|---|---|---|
| De Soto   | 1Q2005 | 0 | 0 | 0 | 0 | 0 | 0 | 0 |
|           | 2Q2005 | 0 | 0 | 0 | 0 | 0 | 0 | 0 |
|           | 3Q2005 | 0 | 0 | 0 | 0 | 0 | 0 | 0 |
|           | CY2005 | 0 | 0 | 0 | 0 | 0 | 0 | 0 |
| Dixie     | 1Q2005 | 0 | 0 | 0 | 0 | 0 | 0 | 0 |
|           | 2Q2005 | 0 | 0 | 0 | 0 | 0 | 0 | 0 |
|           | 3Q2005 | 0 | 0 | 0 | 0 | 0 | 0 | 0 |
|           | CY2005 | 0 | 0 | 0 | 0 | 0 | 0 | 0 |
| Duval     | 1Q2005 | 0 | 0 | 0 | 0 | 0 | 0 | 0 |
|           | 2Q2005 | 0 | 0 | 0 | 0 | 0 | 0 | 0 |
|           | 3Q2005 | 0 | 0 | 0 | 0 | 0 | 0 | 0 |
|           | CY2005 | 0 | 0 | 0 | 0 | 0 | 0 | 0 |
| Escambia  | 1Q2005 | 0 | 0 | 0 | 0 | 0 | 0 | 0 |
|           | 2Q2005 | 0 | 0 | 0 | 0 | 0 | 0 | 0 |
|           | 3Q2005 | 0 | 0 | 0 | 0 | 0 | 0 | 0 |
|           | CY2005 | 0 | 0 | 0 | 0 | 0 | 0 | 0 |
| Flagler   | 1Q2005 | 0 | 0 | 0 | 0 | 0 | 0 | 0 |
|           | 2Q2005 | 0 | 0 | 0 | 0 | 0 | 0 | 0 |
|           | 3Q2005 | 0 | 0 | 0 | 0 | 0 | 0 | 0 |
|           | CY2005 | 0 | 0 | 0 | 0 | 0 | 0 | 0 |
| Franklin  | 1Q2005 | 0 | 0 | 0 | 0 | 0 | 0 | 0 |
|           | 2Q2005 | 0 | 0 | 0 | 0 | 0 | 0 | 0 |
|           | 3Q2005 | 0 | 0 | 0 | 0 | 0 | 0 | 0 |
|           | CY2005 | 0 | 0 | 0 | 0 | 0 | 0 | 0 |
| Gadsden   | 1Q2005 | 0 | 0 | 0 | 0 | 0 | 0 | 0 |
|           | 2Q2005 | 0 | 0 | 0 | 0 | 0 | 0 | 0 |
|           | 3Q2005 | 0 | 0 | 0 | 0 | 0 | 0 | 0 |
|           | CY2005 | 0 | 0 | 0 | 0 | 0 | 0 | 0 |
| Gilchrist | 1Q2005 | 0 | 0 | 0 | 0 | 0 | 0 | 0 |
|           | 2Q2005 | 0 | 0 | 0 | 0 | 0 | 0 | 0 |
|           | 3Q2005 | 0 | 0 | 0 | 0 | 0 | 0 | 0 |
|           | CY2005 | 0 | 0 | 0 | 0 | 0 | 0 | 0 |
| Glades    | 1Q2005 | 0 | 0 | 0 | 0 | 0 | 0 | 0 |
|           | 2Q2005 | 0 | 0 | 0 | 0 | 0 | 0 | 0 |
|           | 3Q2005 | 0 | 0 | 0 | 0 | 0 | 0 | 0 |
|           | CY2005 | 0 | 0 | 0 | 0 | 0 | 0 | 0 |
| Gulf      | 1Q2005 | 0 | 0 | 0 | 0 | 0 | 0 | 0 |
|           | 2Q2005 | 0 | 0 | 0 | 0 | 0 | 0 | 0 |
|           | 3Q2005 | 0 | 0 | 0 | 0 | 0 | 0 | 0 |
|           | CY2005 | 0 | 0 | 0 | 0 | 0 | 0 | 0 |
| Hamilton  | 1Q2005 | 0 | 0 | 0 | 0 | 0 | 0 | 0 |
|           | 2Q2005 | 0 | 0 | 0 | 0 | 0 | 0 | 0 |
|           | 3Q2005 | 0 | 0 | 0 | 0 | 0 | 0 | 0 |
|           | CY2005 | 0 | 0 | 0 | 0 | 0 | 0 | 0 |
| Hardee    | 1Q2005 | 0 | 0 | 0 | 0 | 0 | 0 | 0 |
|           | 2Q2005 | 0 | 0 | 0 | 0 | 0 | 0 | 0 |
|           | 3Q2005 | 0 | 0 | 0 | 0 | 0 | 0 | 0 |
|           | CY2005 | 0 | 0 | 0 | 0 | 0 | 0 | 0 |
| Hendry    | 1Q2005 | 0 | 0 | 0 | 0 | 0 | 0 | 0 |
|           | 2Q2005 | 0 | 0 | 0 | 0 | 0 | 0 | 0 |
|           | 3Q2005 | 0 | 0 | 0 | 0 | 0 | 0 | 0 |
|           | CY2005 | 0 | 0 | 0 | 0 | 0 | 0 | 0 |

# Managed Care Enrollment by Company by Market Segment by County at Quarter End as of December 31, 2005

|              |        |    |     |   |   |   |     |   |
|--------------|--------|----|-----|---|---|---|-----|---|
| Hernando     | 1Q2005 | 0  | 0   | 0 | 0 | 0 | 0   | 0 |
|              | 2Q2005 | 0  | 0   | 0 | 0 | 0 | 0   | 0 |
|              | 3Q2005 | 0  | 0   | 0 | 0 | 0 | 0   | 0 |
|              | CY2005 | 0  | 0   | 0 | 0 | 0 | 0   | 0 |
| Highlands    | 1Q2005 | 0  | 0   | 0 | 0 | 0 | 0   | 0 |
|              | 2Q2005 | 0  | 0   | 0 | 0 | 0 | 0   | 0 |
|              | 3Q2005 | 0  | 0   | 0 | 0 | 0 | 0   | 0 |
|              | CY2005 | 0  | 0   | 0 | 0 | 0 | 0   | 0 |
| Hillsborough | 1Q2005 | 0  | 0   | 0 | 0 | 0 | 0   | 0 |
|              | 2Q2005 | 0  | 0   | 0 | 0 | 0 | 0   | 0 |
|              | 3Q2005 | 0  | 0   | 0 | 0 | 0 | 0   | 0 |
|              | CY2005 | 0  | 0   | 0 | 0 | 0 | 0   | 0 |
| Holmes       | 1Q2005 | 0  | 0   | 0 | 0 | 0 | 0   | 0 |
|              | 2Q2005 | 0  | 0   | 0 | 0 | 0 | 0   | 0 |
|              | 3Q2005 | 0  | 0   | 0 | 0 | 0 | 0   | 0 |
|              | CY2005 | 0  | 0   | 0 | 0 | 0 | 0   | 0 |
| Indian River | 1Q2005 | 56 | 95  | 0 | 0 | 0 | 650 | 0 |
|              | 2Q2005 | 69 | 84  | 0 | 0 | 0 | 659 | 0 |
|              | 3Q2005 | 78 | 96  | 0 | 0 | 0 | 674 | 0 |
|              | CY2005 | 82 | 101 | 0 | 0 | 0 | 690 | 0 |
| Jackson      | 1Q2005 | 0  | 0   | 0 | 0 | 0 | 0   | 0 |
|              | 2Q2005 | 0  | 0   | 0 | 0 | 0 | 0   | 0 |
|              | 3Q2005 | 0  | 0   | 0 | 0 | 0 | 0   | 0 |
|              | CY2005 | 0  | 0   | 0 | 0 | 0 | 0   | 0 |
| Jefferson    | 1Q2005 | 0  | 0   | 0 | 0 | 0 | 0   | 0 |
|              | 2Q2005 | 0  | 0   | 0 | 0 | 0 | 0   | 0 |
|              | 3Q2005 | 0  | 0   | 0 | 0 | 0 | 0   | 0 |
|              | CY2005 | 0  | 0   | 0 | 0 | 0 | 0   | 0 |
| Lafayette    | 1Q2005 | 0  | 0   | 0 | 0 | 0 | 0   | 0 |
|              | 2Q2005 | 0  | 0   | 0 | 0 | 0 | 0   | 0 |
|              | 3Q2005 | 0  | 0   | 0 | 0 | 0 | 0   | 0 |
|              | CY2005 | 0  | 0   | 0 | 0 | 0 | 0   | 0 |
| Lake         | 1Q2005 | 0  | 0   | 0 | 0 | 0 | 0   | 0 |
|              | 2Q2005 | 0  | 0   | 0 | 0 | 0 | 0   | 0 |
|              | 3Q2005 | 0  | 0   | 0 | 0 | 0 | 0   | 0 |
|              | CY2005 | 0  | 0   | 0 | 0 | 0 | 0   | 0 |
| Lee          | 1Q2005 | 0  | 0   | 0 | 0 | 0 | 0   | 0 |
|              | 2Q2005 | 0  | 0   | 0 | 0 | 0 | 0   | 0 |
|              | 3Q2005 | 0  | 0   | 0 | 0 | 0 | 0   | 0 |
|              | CY2005 | 0  | 0   | 0 | 0 | 0 | 0   | 0 |
| Leon         | 1Q2005 | 0  | 0   | 0 | 0 | 0 | 0   | 0 |
|              | 2Q2005 | 0  | 0   | 0 | 0 | 0 | 0   | 0 |
|              | 3Q2005 | 0  | 0   | 0 | 0 | 0 | 0   | 0 |
|              | CY2005 | 0  | 0   | 0 | 0 | 0 | 0   | 0 |
| Levy         | 1Q2005 | 0  | 0   | 0 | 0 | 0 | 0   | 0 |
|              | 2Q2005 | 0  | 0   | 0 | 0 | 0 | 0   | 0 |
|              | 3Q2005 | 0  | 0   | 0 | 0 | 0 | 0   | 0 |
|              | CY2005 | 0  | 0   | 0 | 0 | 0 | 0   | 0 |
| Liberty      | 1Q2005 | 0  | 0   | 0 | 0 | 0 | 0   | 0 |
|              | 2Q2005 | 0  | 0   | 0 | 0 | 0 | 0   | 0 |
|              | 3Q2005 | 0  | 0   | 0 | 0 | 0 | 0   | 0 |
|              | CY2005 | 0  | 0   | 0 | 0 | 0 | 0   | 0 |

# Managed Care Enrollment by Company by Market Segment by County at Quarter End as of December 31, 2005

|            |        |   |   |   |   |   |   |   |
|------------|--------|---|---|---|---|---|---|---|
| Madison    | 1Q2005 | 0 | 0 | 0 | 0 | 0 | 0 | 0 |
|            | 2Q2005 | 0 | 0 | 0 | 0 | 0 | 0 | 0 |
|            | 3Q2005 | 0 | 0 | 0 | 0 | 0 | 0 | 0 |
|            | CY2005 | 0 | 0 | 0 | 0 | 0 | 0 | 0 |
| Manatee    | 1Q2005 | 0 | 0 | 0 | 0 | 0 | 0 | 0 |
|            | 2Q2005 | 0 | 0 | 0 | 0 | 0 | 0 | 0 |
|            | 3Q2005 | 0 | 0 | 0 | 0 | 0 | 0 | 0 |
|            | CY2005 | 0 | 0 | 0 | 0 | 0 | 0 | 0 |
| Marion     | 1Q2005 | 0 | 0 | 0 | 0 | 0 | 0 | 0 |
|            | 2Q2005 | 0 | 0 | 0 | 0 | 0 | 0 | 0 |
|            | 3Q2005 | 0 | 0 | 0 | 0 | 0 | 0 | 0 |
|            | CY2005 | 0 | 0 | 0 | 0 | 0 | 0 | 0 |
| Martin     | 1Q2005 | 0 | 0 | 0 | 0 | 0 | 0 | 0 |
|            | 2Q2005 | 0 | 0 | 0 | 0 | 0 | 0 | 0 |
|            | 3Q2005 | 0 | 0 | 0 | 0 | 0 | 0 | 0 |
|            | CY2005 | 0 | 0 | 0 | 0 | 0 | 0 | 0 |
| Miami-Dade | 1Q2005 | 0 | 0 | 0 | 0 | 0 | 0 | 0 |
|            | 2Q2005 | 0 | 0 | 0 | 0 | 0 | 0 | 0 |
|            | 3Q2005 | 0 | 0 | 0 | 0 | 0 | 0 | 0 |
|            | CY2005 | 0 | 0 | 0 | 0 | 0 | 0 | 0 |
| Monroe     | 1Q2005 | 0 | 0 | 0 | 0 | 0 | 0 | 0 |
|            | 2Q2005 | 0 | 0 | 0 | 0 | 0 | 0 | 0 |
|            | 3Q2005 | 0 | 0 | 0 | 0 | 0 | 0 | 0 |
|            | CY2005 | 0 | 0 | 0 | 0 | 0 | 0 | 0 |
| Nassau     | 1Q2005 | 0 | 0 | 0 | 0 | 0 | 0 | 0 |
|            | 2Q2005 | 0 | 0 | 0 | 0 | 0 | 0 | 0 |
|            | 3Q2005 | 0 | 0 | 0 | 0 | 0 | 0 | 0 |
|            | CY2005 | 0 | 0 | 0 | 0 | 0 | 0 | 0 |
| Okaloosa   | 1Q2005 | 0 | 0 | 0 | 0 | 0 | 0 | 0 |
|            | 2Q2005 | 0 | 0 | 0 | 0 | 0 | 0 | 0 |
|            | 3Q2005 | 0 | 0 | 0 | 0 | 0 | 0 | 0 |
|            | CY2005 | 0 | 0 | 0 | 0 | 0 | 0 | 0 |
| Okeechobee | 1Q2005 | 0 | 0 | 0 | 0 | 0 | 0 | 0 |
|            | 2Q2005 | 0 | 0 | 0 | 0 | 0 | 0 | 0 |
|            | 3Q2005 | 0 | 0 | 0 | 0 | 0 | 0 | 0 |
|            | CY2005 | 0 | 0 | 0 | 0 | 0 | 0 | 0 |
| Orange     | 1Q2005 | 0 | 0 | 0 | 0 | 0 | 0 | 0 |
|            | 2Q2005 | 0 | 0 | 0 | 0 | 0 | 0 | 0 |
|            | 3Q2005 | 0 | 0 | 0 | 0 | 0 | 0 | 0 |
|            | CY2005 | 0 | 0 | 0 | 0 | 0 | 0 | 0 |
| Osceola    | 1Q2005 | 0 | 0 | 0 | 0 | 0 | 0 | 0 |
|            | 2Q2005 | 0 | 0 | 0 | 0 | 0 | 0 | 0 |
|            | 3Q2005 | 0 | 0 | 0 | 0 | 0 | 0 | 0 |
|            | CY2005 | 0 | 0 | 0 | 0 | 0 | 0 | 0 |
| Other      | 1Q2005 | 0 | 0 | 0 | 0 | 0 | 0 | 0 |
|            | 2Q2005 | 0 | 0 | 0 | 0 | 0 | 0 | 0 |
|            | 3Q2005 | 0 | 0 | 0 | 0 | 0 | 0 | 0 |
|            | CY2005 | 0 | 0 | 0 | 0 | 0 | 0 | 0 |
| Palm Beach | 1Q2005 | 0 | 0 | 0 | 0 | 0 | 0 | 0 |
|            | 2Q2005 | 0 | 0 | 0 | 0 | 0 | 0 | 0 |
|            | 3Q2005 | 0 | 0 | 0 | 0 | 0 | 0 | 0 |
|            | CY2005 | 0 | 0 | 0 | 0 | 0 | 0 | 0 |

# Managed Care Enrollment by Company by Market Segment by County at Quarter End as of December 31, 2005

|            |        |   |   |   |   |   |   |   |
|------------|--------|---|---|---|---|---|---|---|
| Pasco      | 1Q2005 | 0 | 0 | 0 | 0 | 0 | 0 | 0 |
|            | 2Q2005 | 0 | 0 | 0 | 0 | 0 | 0 | 0 |
|            | 3Q2005 | 0 | 0 | 0 | 0 | 0 | 0 | 0 |
|            | CY2005 | 0 | 0 | 0 | 0 | 0 | 0 | 0 |
| Pinellas   | 1Q2005 | 0 | 0 | 0 | 0 | 0 | 0 | 0 |
|            | 2Q2005 | 0 | 0 | 0 | 0 | 0 | 0 | 0 |
|            | 3Q2005 | 0 | 0 | 0 | 0 | 0 | 0 | 0 |
|            | CY2005 | 0 | 0 | 0 | 0 | 0 | 0 | 0 |
| Polk       | 1Q2005 | 0 | 0 | 0 | 0 | 0 | 0 | 0 |
|            | 2Q2005 | 0 | 0 | 0 | 0 | 0 | 0 | 0 |
|            | 3Q2005 | 0 | 0 | 0 | 0 | 0 | 0 | 0 |
|            | CY2005 | 0 | 0 | 0 | 0 | 0 | 0 | 0 |
| Putnam     | 1Q2005 | 0 | 0 | 0 | 0 | 0 | 0 | 0 |
|            | 2Q2005 | 0 | 0 | 0 | 0 | 0 | 0 | 0 |
|            | 3Q2005 | 0 | 0 | 0 | 0 | 0 | 0 | 0 |
|            | CY2005 | 0 | 0 | 0 | 0 | 0 | 0 | 0 |
| Santa Rosa | 1Q2005 | 0 | 0 | 0 | 0 | 0 | 0 | 0 |
|            | 2Q2005 | 0 | 0 | 0 | 0 | 0 | 0 | 0 |
|            | 3Q2005 | 0 | 0 | 0 | 0 | 0 | 0 | 0 |
|            | CY2005 | 0 | 0 | 0 | 0 | 0 | 0 | 0 |
| Sarasota   | 1Q2005 | 0 | 0 | 0 | 0 | 0 | 0 | 0 |
|            | 2Q2005 | 0 | 0 | 0 | 0 | 0 | 0 | 0 |
|            | 3Q2005 | 0 | 0 | 0 | 0 | 0 | 0 | 0 |
|            | CY2005 | 0 | 0 | 0 | 0 | 0 | 0 | 0 |
| Seminole   | 1Q2005 | 0 | 0 | 0 | 0 | 0 | 0 | 0 |
|            | 2Q2005 | 0 | 0 | 0 | 0 | 0 | 0 | 0 |
|            | 3Q2005 | 0 | 0 | 0 | 0 | 0 | 0 | 0 |
|            | CY2005 | 0 | 0 | 0 | 0 | 0 | 0 | 0 |
| St. Johns  | 1Q2005 | 0 | 0 | 0 | 0 | 0 | 0 | 0 |
|            | 2Q2005 | 0 | 0 | 0 | 0 | 0 | 0 | 0 |
|            | 3Q2005 | 0 | 0 | 0 | 0 | 0 | 0 | 0 |
|            | CY2005 | 0 | 0 | 0 | 0 | 0 | 0 | 0 |
| St. Lucie  | 1Q2005 | 0 | 0 | 0 | 0 | 0 | 0 | 0 |
|            | 2Q2005 | 0 | 0 | 0 | 0 | 0 | 0 | 0 |
|            | 3Q2005 | 0 | 0 | 0 | 0 | 0 | 0 | 0 |
|            | CY2005 | 0 | 0 | 0 | 0 | 0 | 0 | 0 |
| Sumter     | 1Q2005 | 0 | 0 | 0 | 0 | 0 | 0 | 0 |
|            | 2Q2005 | 0 | 0 | 0 | 0 | 0 | 0 | 0 |
|            | 3Q2005 | 0 | 0 | 0 | 0 | 0 | 0 | 0 |
|            | CY2005 | 0 | 0 | 0 | 0 | 0 | 0 | 0 |
| Suwannee   | 1Q2005 | 0 | 0 | 0 | 0 | 0 | 0 | 0 |
|            | 2Q2005 | 0 | 0 | 0 | 0 | 0 | 0 | 0 |
|            | 3Q2005 | 0 | 0 | 0 | 0 | 0 | 0 | 0 |
|            | CY2005 | 0 | 0 | 0 | 0 | 0 | 0 | 0 |
| Taylor     | 1Q2005 | 0 | 0 | 0 | 0 | 0 | 0 | 0 |
|            | 2Q2005 | 0 | 0 | 0 | 0 | 0 | 0 | 0 |
|            | 3Q2005 | 0 | 0 | 0 | 0 | 0 | 0 | 0 |
|            | CY2005 | 0 | 0 | 0 | 0 | 0 | 0 | 0 |
| Union      | 1Q2005 | 0 | 0 | 0 | 0 | 0 | 0 | 0 |
|            | 2Q2005 | 0 | 0 | 0 | 0 | 0 | 0 | 0 |
|            | 3Q2005 | 0 | 0 | 0 | 0 | 0 | 0 | 0 |
|            | CY2005 | 0 | 0 | 0 | 0 | 0 | 0 | 0 |

# Managed Care Enrollment by Company by Market Segment by County at Quarter End as of December 31, 2005

|            |        |   |   |   |   |   |   |   |
|------------|--------|---|---|---|---|---|---|---|
| Volusia    | 1Q2005 | 0 | 0 | 0 | 0 | 0 | 0 | 0 |
|            | 2Q2005 | 0 | 0 | 0 | 0 | 0 | 0 | 0 |
|            | 3Q2005 | 0 | 0 | 0 | 0 | 0 | 0 | 0 |
|            | CY2005 | 0 | 0 | 0 | 0 | 0 | 0 | 0 |
| Wakulla    | 1Q2005 | 0 | 0 | 0 | 0 | 0 | 0 | 0 |
|            | 2Q2005 | 0 | 0 | 0 | 0 | 0 | 0 | 0 |
|            | 3Q2005 | 0 | 0 | 0 | 0 | 0 | 0 | 0 |
|            | CY2005 | 0 | 0 | 0 | 0 | 0 | 0 | 0 |
| Walton     | 1Q2005 | 0 | 0 | 0 | 0 | 0 | 0 | 0 |
|            | 2Q2005 | 0 | 0 | 0 | 0 | 0 | 0 | 0 |
|            | 3Q2005 | 0 | 0 | 0 | 0 | 0 | 0 | 0 |
|            | CY2005 | 0 | 0 | 0 | 0 | 0 | 0 | 0 |
| Washington | 1Q2005 | 0 | 0 | 0 | 0 | 0 | 0 | 0 |
|            | 2Q2005 | 0 | 0 | 0 | 0 | 0 | 0 | 0 |
|            | 3Q2005 | 0 | 0 | 0 | 0 | 0 | 0 | 0 |
|            | CY2005 | 0 | 0 | 0 | 0 | 0 | 0 | 0 |

# Managed Care Enrollment by Company by Market Segment by County at Quarter End as of December 31, 2005

| HEALTH OPTIONS, INC. |        | NAIC Company Code |             |            |              |          |          | 95089             |
|----------------------|--------|-------------------|-------------|------------|--------------|----------|----------|-------------------|
|                      |        | SMALL GROUP       | LARGE GROUP | INDIVIDUAL | HEALTHY KIDS | MEDICAID | MEDICARE | FEDERAL EMPLOYEES |
| Alachua              | 1Q2005 | 3,554             | 7,476       | 123        | 0            | 0        | 0        | 0                 |
|                      | 2Q2005 | 3,208             | 7,137       | 122        | 0            | 0        | 0        | 0                 |
|                      | 3Q2005 | 2,784             | 6,249       | 128        | 0            | 0        | 0        | 0                 |
|                      | CY2005 | 2,122             | 3,614       | 106        | 0            | 0        | 0        | 0                 |
| Baker                | 1Q2005 | 302               | 207         | 26         | 0            | 0        | 0        | 0                 |
|                      | 2Q2005 | 245               | 216         | 21         | 0            | 0        | 0        | 0                 |
|                      | 3Q2005 | 154               | 218         | 19         | 0            | 0        | 0        | 0                 |
|                      | CY2005 | 378               | 877         | 16         | 0            | 0        | 0        | 0                 |
| Bay                  | 1Q2005 | 0                 | 273         | 1          | 0            | 0        | 0        | 0                 |
|                      | 2Q2005 | 21                | 262         | 0          | 0            | 0        | 0        | 0                 |
|                      | 3Q2005 | 24                | 250         | 0          | 0            | 0        | 0        | 0                 |
|                      | CY2005 | 6                 | 24          | 0          | 0            | 0        | 0        | 0                 |
| Bradford             | 1Q2005 | 196               | 4           | 11         | 0            | 0        | 0        | 0                 |
|                      | 2Q2005 | 181               | 4           | 10         | 0            | 0        | 0        | 0                 |
|                      | 3Q2005 | 164               | 2           | 14         | 0            | 0        | 0        | 0                 |
|                      | CY2005 | 188               | 249         | 13         | 0            | 0        | 0        | 0                 |
| Brevard              | 1Q2005 | 4,122             | 4,256       | 619        | 0            | 0        | 0        | 0                 |
|                      | 2Q2005 | 3,907             | 4,219       | 581        | 0            | 0        | 0        | 0                 |
|                      | 3Q2005 | 3,682             | 4,356       | 586        | 0            | 0        | 0        | 0                 |
|                      | CY2005 | 3,660             | 3,706       | 562        | 0            | 0        | 0        | 0                 |
| Broward              | 1Q2005 | 10,503            | 16,038      | 3,290      | 0            | 0        | 9,483    | 0                 |
|                      | 2Q2005 | 9,720             | 13,985      | 3,154      | 0            | 0        | 8,469    | 0                 |
|                      | 3Q2005 | 8,628             | 12,622      | 2,954      | 0            | 0        | 7,927    | 0                 |
|                      | CY2005 | 8,782             | 18,874      | 2,824      | 0            | 0        | 7,658    | 0                 |
| Calhoun              | 1Q2005 | 0                 | 0           | 0          | 0            | 0        | 0        | 0                 |
|                      | 2Q2005 | 0                 | 0           | 0          | 0            | 0        | 0        | 0                 |
|                      | 3Q2005 | 0                 | 0           | 0          | 0            | 0        | 0        | 0                 |
|                      | CY2005 | 12                | 10          | 0          | 0            | 0        | 0        | 0                 |
| Charlotte            | 1Q2005 | 2,161             | 6,580       | 178        | 0            | 0        | 0        | 0                 |
|                      | 2Q2005 | 1,935             | 6,625       | 175        | 0            | 0        | 0        | 0                 |
|                      | 3Q2005 | 1,646             | 6,370       | 162        | 0            | 0        | 0        | 0                 |
|                      | CY2005 | 1,748             | 6,001       | 156        | 0            | 0        | 0        | 0                 |
| Citrus               | 1Q2005 | 250               | 91          | 52         | 0            | 0        | 0        | 0                 |
|                      | 2Q2005 | 247               | 97          | 53         | 0            | 0        | 0        | 0                 |
|                      | 3Q2005 | 236               | 85          | 53         | 0            | 0        | 0        | 0                 |
|                      | CY2005 | 293               | 1,296       | 50         | 0            | 0        | 0        | 0                 |
| Clay                 | 1Q2005 | 2,221             | 1,993       | 128        | 0            | 0        | 0        | 0                 |
|                      | 2Q2005 | 1,977             | 1,711       | 106        | 0            | 0        | 0        | 0                 |
|                      | 3Q2005 | 1,650             | 1,443       | 94         | 0            | 0        | 0        | 0                 |
|                      | CY2005 | 2,182             | 6,070       | 96         | 0            | 0        | 0        | 0                 |
| Collier              | 1Q2005 | 68                | 1,110       | 5          | 0            | 0        | 0        | 0                 |
|                      | 2Q2005 | 78                | 1,265       | 5          | 0            | 0        | 0        | 0                 |
|                      | 3Q2005 | 43                | 1,237       | 5          | 0            | 0        | 0        | 0                 |
|                      | CY2005 | 187               | 648         | 5          | 0            | 0        | 0        | 0                 |
| Columbia             | 1Q2005 | 496               | 459         | 21         | 0            | 0        | 0        | 0                 |
|                      | 2Q2005 | 531               | 474         | 21         | 0            | 0        | 0        | 0                 |
|                      | 3Q2005 | 472               | 467         | 20         | 0            | 0        | 0        | 0                 |
|                      | CY2005 | 446               | 825         | 19         | 0            | 0        | 0        | 0                 |

# Managed Care Enrollment by Company by Market Segment by County at Quarter End as of December 31, 2005

|           |        |        |        |     |   |   |   |   |
|-----------|--------|--------|--------|-----|---|---|---|---|
| De Soto   | 1Q2005 | 88     | 732    | 4   | 0 | 0 | 0 | 0 |
|           | 2Q2005 | 79     | 724    | 4   | 0 | 0 | 0 | 0 |
|           | 3Q2005 | 62     | 725    | 5   | 0 | 0 | 0 | 0 |
|           | CY2005 | 95     | 746    | 5   | 0 | 0 | 0 | 0 |
| Dixie     | 1Q2005 | 137    | 0      | 5   | 0 | 0 | 0 | 0 |
|           | 2Q2005 | 132    | 0      | 3   | 0 | 0 | 0 | 0 |
|           | 3Q2005 | 131    | 0      | 3   | 0 | 0 | 0 | 0 |
|           | CY2005 | 124    | 77     | 3   | 0 | 0 | 0 | 0 |
| Duval     | 1Q2005 | 18,912 | 50,268 | 570 | 0 | 0 | 0 | 0 |
|           | 2Q2005 | 17,539 | 47,725 | 534 | 0 | 0 | 0 | 0 |
|           | 3Q2005 | 16,351 | 44,131 | 495 | 0 | 0 | 0 | 0 |
|           | CY2005 | 12,300 | 41,640 | 472 | 0 | 0 | 0 | 0 |
| Escambia  | 1Q2005 | 4,579  | 18,591 | 157 | 0 | 0 | 0 | 0 |
|           | 2Q2005 | 4,178  | 17,889 | 144 | 0 | 0 | 0 | 0 |
|           | 3Q2005 | 3,810  | 17,365 | 139 | 0 | 0 | 0 | 0 |
|           | CY2005 | 2,785  | 7,917  | 138 | 5 | 0 | 0 | 0 |
| Flagler   | 1Q2005 | 81     | 328    | 3   | 0 | 0 | 0 | 0 |
|           | 2Q2005 | 107    | 356    | 5   | 0 | 0 | 0 | 0 |
|           | 3Q2005 | 98     | 357    | 5   | 0 | 0 | 0 | 0 |
|           | CY2005 | 192    | 780    | 7   | 0 | 0 | 0 | 0 |
| Franklin  | 1Q2005 | 0      | 0      | 1   | 0 | 0 | 0 | 0 |
|           | 2Q2005 | 0      | 0      | 1   | 0 | 0 | 0 | 0 |
|           | 3Q2005 | 0      | 0      | 0   | 0 | 0 | 0 | 0 |
|           | CY2005 | 3      | 1      | 0   | 0 | 0 | 0 | 0 |
| Gadsden   | 1Q2005 | 0      | 12     | 0   | 0 | 0 | 0 | 0 |
|           | 2Q2005 | 0      | 12     | 0   | 0 | 0 | 0 | 0 |
|           | 3Q2005 | 0      | 12     | 0   | 0 | 0 | 0 | 0 |
|           | CY2005 | 0      | 7      | 0   | 0 | 0 | 0 | 0 |
| Gilchrist | 1Q2005 | 108    | 0      | 3   | 0 | 0 | 0 | 0 |
|           | 2Q2005 | 113    | 0      | 3   | 0 | 0 | 0 | 0 |
|           | 3Q2005 | 110    | 0      | 4   | 0 | 0 | 0 | 0 |
|           | CY2005 | 148    | 204    | 4   | 0 | 0 | 0 | 0 |
| Glades    | 1Q2005 | 40     | 170    | 1   | 0 | 0 | 0 | 0 |
|           | 2Q2005 | 45     | 163    | 1   | 0 | 0 | 0 | 0 |
|           | 3Q2005 | 43     | 183    | 1   | 0 | 0 | 0 | 0 |
|           | CY2005 | 21     | 174    | 1   | 0 | 0 | 0 | 0 |
| Gulf      | 1Q2005 | 0      | 0      | 0   | 0 | 0 | 0 | 0 |
|           | 2Q2005 | 0      | 0      | 0   | 0 | 0 | 0 | 0 |
|           | 3Q2005 | 0      | 0      | 0   | 0 | 0 | 0 | 0 |
|           | CY2005 | 0      | 2      | 0   | 0 | 0 | 0 | 0 |
| Hamilton  | 1Q2005 | 0      | 0      | 0   | 0 | 0 | 0 | 0 |
|           | 2Q2005 | 0      | 0      | 0   | 0 | 0 | 0 | 0 |
|           | 3Q2005 | 0      | 0      | 0   | 0 | 0 | 0 | 0 |
|           | CY2005 | 20     | 29     | 0   | 0 | 0 | 0 | 0 |
| Hardee    | 1Q2005 | 4      | 117    | 0   | 0 | 0 | 0 | 0 |
|           | 2Q2005 | 4      | 119    | 0   | 0 | 0 | 0 | 0 |
|           | 3Q2005 | 4      | 123    | 0   | 0 | 0 | 0 | 0 |
|           | CY2005 | 6      | 65     | 0   | 0 | 0 | 0 | 0 |
| Hendry    | 1Q2005 | 499    | 314    | 14  | 0 | 0 | 0 | 0 |
|           | 2Q2005 | 353    | 258    | 13  | 0 | 0 | 0 | 0 |
|           | 3Q2005 | 329    | 246    | 11  | 0 | 0 | 0 | 0 |
|           | CY2005 | 382    | 477    | 9   | 0 | 0 | 0 | 0 |

# Managed Care Enrollment by Company by Market Segment by County at Quarter End as of December 31, 2005

|              |        |        |        |     |   |   |   |   |
|--------------|--------|--------|--------|-----|---|---|---|---|
| Hernando     | 1Q2005 | 1,357  | 5,335  | 177 | 0 | 0 | 0 | 0 |
|              | 2Q2005 | 1,255  | 5,279  | 164 | 0 | 0 | 0 | 0 |
|              | 3Q2005 | 1,037  | 5,429  | 155 | 0 | 0 | 0 | 0 |
|              | CY2005 | 1,013  | 6,352  | 153 | 0 | 0 | 0 | 0 |
| Highlands    | 1Q2005 | 2      | 0      | 5   | 0 | 0 | 0 | 0 |
|              | 2Q2005 | 2      | 0      | 5   | 0 | 0 | 0 | 0 |
|              | 3Q2005 | 2      | 0      | 5   | 0 | 0 | 0 | 0 |
|              | CY2005 | 34     | 92     | 5   | 0 | 0 | 0 | 0 |
| Hillsborough | 1Q2005 | 5,058  | 9,956  | 871 | 0 | 0 | 0 | 0 |
|              | 2Q2005 | 4,514  | 9,773  | 775 | 0 | 0 | 0 | 0 |
|              | 3Q2005 | 4,046  | 9,241  | 754 | 0 | 0 | 0 | 0 |
|              | CY2005 | 3,253  | 13,803 | 722 | 0 | 0 | 0 | 0 |
| Holmes       | 1Q2005 | 0      | 0      | 0   | 0 | 0 | 0 | 0 |
|              | 2Q2005 | 0      | 0      | 0   | 0 | 0 | 0 | 0 |
|              | 3Q2005 | 2      | 0      | 0   | 0 | 0 | 0 | 0 |
|              | CY2005 | 6      | 26     | 0   | 0 | 0 | 0 | 0 |
| Indian River | 1Q2005 | 85     | 17     | 9   | 0 | 0 | 0 | 0 |
|              | 2Q2005 | 104    | 17     | 10  | 0 | 0 | 0 | 0 |
|              | 3Q2005 | 102    | 18     | 14  | 0 | 0 | 0 | 0 |
|              | CY2005 | 254    | 218    | 12  | 0 | 0 | 0 | 0 |
| Jackson      | 1Q2005 | 10     | 0      | 1   | 0 | 0 | 0 | 0 |
|              | 2Q2005 | 2      | 0      | 1   | 0 | 0 | 0 | 0 |
|              | 3Q2005 | 0      | 0      | 1   | 0 | 0 | 0 | 0 |
|              | CY2005 | 2      | 2      | 1   | 0 | 0 | 0 | 0 |
| Jefferson    | 1Q2005 | 0      | 0      | 0   | 0 | 0 | 0 | 0 |
|              | 2Q2005 | 0      | 0      | 0   | 0 | 0 | 0 | 0 |
|              | 3Q2005 | 0      | 0      | 0   | 0 | 0 | 0 | 0 |
|              | CY2005 | 2      | 9      | 0   | 0 | 0 | 0 | 0 |
| Lafayette    | 1Q2005 | 8      | 0      | 0   | 0 | 0 | 0 | 0 |
|              | 2Q2005 | 9      | 0      | 0   | 0 | 0 | 0 | 0 |
|              | 3Q2005 | 8      | 0      | 0   | 0 | 0 | 0 | 0 |
|              | CY2005 | 18     | 26     | 0   | 0 | 0 | 0 | 0 |
| Lake         | 1Q2005 | 3,419  | 2,849  | 305 | 0 | 0 | 0 | 0 |
|              | 2Q2005 | 3,186  | 1,831  | 277 | 0 | 0 | 0 | 0 |
|              | 3Q2005 | 3,050  | 1,514  | 263 | 0 | 0 | 0 | 0 |
|              | CY2005 | 2,824  | 3,613  | 273 | 0 | 0 | 0 | 0 |
| Lee          | 1Q2005 | 10,456 | 12,396 | 700 | 0 | 0 | 0 | 0 |
|              | 2Q2005 | 10,181 | 12,506 | 653 | 0 | 0 | 0 | 0 |
|              | 3Q2005 | 9,167  | 12,747 | 641 | 0 | 0 | 0 | 0 |
|              | CY2005 | 8,241  | 13,249 | 618 | 0 | 0 | 0 | 0 |
| Leon         | 1Q2005 | 177    | 1,224  | 1   | 0 | 0 | 0 | 0 |
|              | 2Q2005 | 121    | 792    | 0   | 0 | 0 | 0 | 0 |
|              | 3Q2005 | 131    | 1,306  | 0   | 0 | 0 | 0 | 0 |
|              | CY2005 | 30     | 24     | 0   | 0 | 0 | 0 | 0 |
| Levy         | 1Q2005 | 382    | 437    | 21  | 0 | 0 | 0 | 0 |
|              | 2Q2005 | 395    | 426    | 22  | 0 | 0 | 0 | 0 |
|              | 3Q2005 | 329    | 203    | 20  | 0 | 0 | 0 | 0 |
|              | CY2005 | 404    | 607    | 17  | 0 | 0 | 0 | 0 |
| Liberty      | 1Q2005 | 0      | 0      | 0   | 0 | 0 | 0 | 0 |
|              | 2Q2005 | 0      | 0      | 0   | 0 | 0 | 0 | 0 |
|              | 3Q2005 | 0      | 0      | 0   | 0 | 0 | 0 | 0 |
|              | CY2005 | 6      | 2      | 0   | 0 | 0 | 0 | 0 |

# Managed Care Enrollment by Company by Market Segment by County at Quarter End as of December 31, 2005

|            |        |        |        |       |       |   |        |   |
|------------|--------|--------|--------|-------|-------|---|--------|---|
| Madison    | 1Q2005 | 3      | 27     | 2     | 0     | 0 | 0      | 0 |
|            | 2Q2005 | 3      | 38     | 2     | 0     | 0 | 0      | 0 |
|            | 3Q2005 | 3      | 0      | 3     | 0     | 0 | 0      | 0 |
|            | CY2005 | 3      | 2      | 3     | 0     | 0 | 0      | 0 |
| Manatee    | 1Q2005 | 904    | 36,089 | 188   | 0     | 0 | 0      | 0 |
|            | 2Q2005 | 812    | 35,120 | 177   | 0     | 0 | 0      | 0 |
|            | 3Q2005 | 705    | 35,067 | 175   | 0     | 0 | 0      | 0 |
|            | CY2005 | 740    | 34,291 | 147   | 0     | 0 | 0      | 0 |
| Marion     | 1Q2005 | 1,510  | 2,391  | 106   | 0     | 0 | 0      | 0 |
|            | 2Q2005 | 1,346  | 2,047  | 107   | 0     | 0 | 0      | 0 |
|            | 3Q2005 | 1,213  | 1,999  | 102   | 0     | 0 | 0      | 0 |
|            | CY2005 | 1,220  | 2,884  | 98    | 0     | 0 | 0      | 0 |
| Martin     | 1Q2005 | 5,339  | 4,995  | 289   | 0     | 0 | 0      | 0 |
|            | 2Q2005 | 4,676  | 4,681  | 275   | 0     | 0 | 0      | 0 |
|            | 3Q2005 | 4,306  | 4,489  | 268   | 0     | 0 | 0      | 0 |
|            | CY2005 | 3,110  | 4,164  | 253   | 0     | 0 | 0      | 0 |
| Miami-Dade | 1Q2005 | 10,856 | 35,813 | 5,733 | 1,661 | 0 | 3,949  | 0 |
|            | 2Q2005 | 10,073 | 35,301 | 5,481 | 1,551 | 0 | 3,879  | 0 |
|            | 3Q2005 | 9,299  | 33,150 | 5,258 | 1,509 | 0 | 3,740  | 0 |
|            | CY2005 | 7,660  | 22,797 | 5,046 | 0     | 0 | 3,647  | 0 |
| Monroe     | 1Q2005 | 76     | 133    | 5     | 0     | 0 | 0      | 0 |
|            | 2Q2005 | 77     | 87     | 4     | 0     | 0 | 0      | 0 |
|            | 3Q2005 | 66     | 60     | 4     | 0     | 0 | 0      | 0 |
|            | CY2005 | 37     | 82     | 4     | 0     | 0 | 0      | 0 |
| Nassau     | 1Q2005 | 487    | 2,946  | 68    | 0     | 0 | 0      | 0 |
|            | 2Q2005 | 495    | 2,916  | 55    | 0     | 0 | 0      | 0 |
|            | 3Q2005 | 455    | 2,924  | 42    | 0     | 0 | 0      | 0 |
|            | CY2005 | 756    | 4,910  | 47    | 0     | 0 | 0      | 0 |
| Okaloosa   | 1Q2005 | 488    | 929    | 17    | 0     | 0 | 0      | 0 |
|            | 2Q2005 | 400    | 956    | 15    | 0     | 0 | 0      | 0 |
|            | 3Q2005 | 382    | 836    | 16    | 0     | 0 | 0      | 0 |
|            | CY2005 | 383    | 658    | 16    | 0     | 0 | 0      | 0 |
| Okeechobee | 1Q2005 | 577    | 1,174  | 29    | 0     | 0 | 0      | 0 |
|            | 2Q2005 | 487    | 1,167  | 29    | 0     | 0 | 0      | 0 |
|            | 3Q2005 | 493    | 1,108  | 26    | 0     | 0 | 0      | 0 |
|            | CY2005 | 490    | 1,217  | 26    | 0     | 0 | 0      | 0 |
| Orange     | 1Q2005 | 5,535  | 8,384  | 943   | 0     | 0 | 0      | 0 |
|            | 2Q2005 | 4,973  | 7,857  | 918   | 0     | 0 | 0      | 0 |
|            | 3Q2005 | 4,074  | 7,569  | 901   | 0     | 0 | 0      | 0 |
|            | CY2005 | 3,275  | 6,831  | 861   | 0     | 0 | 0      | 0 |
| Osceola    | 1Q2005 | 734    | 245    | 159   | 0     | 0 | 0      | 0 |
|            | 2Q2005 | 631    | 241    | 147   | 0     | 0 | 0      | 0 |
|            | 3Q2005 | 494    | 241    | 137   | 0     | 0 | 0      | 0 |
|            | CY2005 | 533    | 1,940  | 129   | 0     | 0 | 0      | 0 |
| Other      | 1Q2005 | 0      | 0      | 0     | 0     | 0 | 0      | 0 |
|            | 2Q2005 | 0      | 0      | 0     | 0     | 0 | 0      | 0 |
|            | 3Q2005 | 0      | 0      | 0     | 0     | 0 | 0      | 0 |
|            | CY2005 | 0      | 0      | 0     | 0     | 0 | 0      | 0 |
| Palm Beach | 1Q2005 | 16,649 | 26,018 | 2,265 | 0     | 0 | 11,233 | 0 |
|            | 2Q2005 | 14,815 | 23,587 | 2,153 | 0     | 0 | 10,703 | 0 |
|            | 3Q2005 | 13,412 | 20,945 | 2,040 | 0     | 0 | 10,206 | 0 |
|            | CY2005 | 11,252 | 19,018 | 1,916 | 0     | 0 | 9,997  | 0 |

# Managed Care Enrollment by Company by Market Segment by County at Quarter End as of December 31, 2005

|            |        |       |        |     |       |   |   |   |
|------------|--------|-------|--------|-----|-------|---|---|---|
| Pasco      | 1Q2005 | 2,152 | 15,137 | 351 | 0     | 0 | 0 | 0 |
|            | 2Q2005 | 1,944 | 14,847 | 333 | 0     | 0 | 0 | 0 |
|            | 3Q2005 | 1,800 | 15,133 | 323 | 0     | 0 | 0 | 0 |
|            | CY2005 | 1,754 | 13,769 | 306 | 0     | 0 | 0 | 0 |
| Pinellas   | 1Q2005 | 6,314 | 12,745 | 923 | 0     | 0 | 0 | 0 |
|            | 2Q2005 | 5,496 | 11,065 | 882 | 0     | 0 | 0 | 0 |
|            | 3Q2005 | 5,023 | 9,835  | 835 | 0     | 0 | 0 | 0 |
|            | CY2005 | 4,220 | 9,786  | 796 | 0     | 0 | 0 | 0 |
| Polk       | 1Q2005 | 92    | 227    | 82  | 0     | 0 | 0 | 0 |
|            | 2Q2005 | 71    | 227    | 74  | 0     | 0 | 0 | 0 |
|            | 3Q2005 | 44    | 228    | 74  | 0     | 0 | 0 | 0 |
|            | CY2005 | 228   | 3,640  | 70  | 0     | 0 | 0 | 0 |
| Putnam     | 1Q2005 | 65    | 110    | 3   | 0     | 0 | 0 | 0 |
|            | 2Q2005 | 35    | 148    | 3   | 0     | 0 | 0 | 0 |
|            | 3Q2005 | 27    | 149    | 3   | 0     | 0 | 0 | 0 |
|            | CY2005 | 159   | 400    | 3   | 0     | 0 | 0 | 0 |
| Santa Rosa | 1Q2005 | 1,546 | 5,752  | 71  | 0     | 0 | 0 | 0 |
|            | 2Q2005 | 1,371 | 5,590  | 69  | 0     | 0 | 0 | 0 |
|            | 3Q2005 | 815   | 1,200  | 75  | 0     | 0 | 0 | 0 |
|            | CY2005 | 1,582 | 7,157  | 62  | 1,395 | 0 | 0 | 0 |
| Sarasota   | 1Q2005 | 2,413 | 10,688 | 328 | 0     | 0 | 0 | 0 |
|            | 2Q2005 | 2,170 | 10,446 | 292 | 0     | 0 | 0 | 0 |
|            | 3Q2005 | 2,680 | 763    | 170 | 0     | 0 | 0 | 0 |
|            | CY2005 | 1,615 | 9,943  | 274 | 0     | 0 | 0 | 0 |
| Seminole   | 1Q2005 | 2,247 | 571    | 482 | 0     | 0 | 0 | 0 |
|            | 2Q2005 | 2,030 | 553    | 447 | 0     | 0 | 0 | 0 |
|            | 3Q2005 | 1,202 | 5,615  | 66  | 0     | 0 | 0 | 0 |
|            | CY2005 | 1,638 | 2,674  | 408 | 0     | 0 | 0 | 0 |
| St. Johns  | 1Q2005 | 886   | 1,280  | 84  | 0     | 0 | 0 | 0 |
|            | 2Q2005 | 885   | 1,250  | 81  | 0     | 0 | 0 | 0 |
|            | 3Q2005 | 2,041 | 10,356 | 275 | 0     | 0 | 0 | 0 |
|            | CY2005 | 1,760 | 3,814  | 78  | 0     | 0 | 0 | 0 |
| St. Lucie  | 1Q2005 | 3,059 | 1,689  | 179 | 0     | 0 | 0 | 0 |
|            | 2Q2005 | 2,769 | 1,493  | 175 | 0     | 0 | 0 | 0 |
|            | 3Q2005 | 1,908 | 639    | 433 | 0     | 0 | 0 | 0 |
|            | CY2005 | 3,214 | 3,484  | 178 | 0     | 0 | 0 | 0 |
| Sumter     | 1Q2005 | 166   | 192    | 27  | 0     | 0 | 0 | 0 |
|            | 2Q2005 | 164   | 208    | 24  | 0     | 0 | 0 | 0 |
|            | 3Q2005 | 175   | 167    | 23  | 0     | 0 | 0 | 0 |
|            | CY2005 | 180   | 478    | 21  | 0     | 0 | 0 | 0 |
| Suwannee   | 1Q2005 | 142   | 367    | 4   | 0     | 0 | 0 | 0 |
|            | 2Q2005 | 121   | 366    | 4   | 0     | 0 | 0 | 0 |
|            | 3Q2005 | 114   | 449    | 3   | 0     | 0 | 0 | 0 |
|            | CY2005 | 210   | 460    | 3   | 0     | 0 | 0 | 0 |
| Taylor     | 1Q2005 | 2     | 0      | 0   | 0     | 0 | 0 | 0 |
|            | 2Q2005 | 0     | 0      | 0   | 0     | 0 | 0 | 0 |
|            | 3Q2005 | 0     | 0      | 0   | 0     | 0 | 0 | 0 |
|            | CY2005 | 9     | 2      | 0   | 0     | 0 | 0 | 0 |
| Union      | 1Q2005 | 0     | 0      | 1   | 0     | 0 | 0 | 0 |
|            | 2Q2005 | 0     | 0      | 1   | 0     | 0 | 0 | 0 |
|            | 3Q2005 | 0     | 0      | 1   | 0     | 0 | 0 | 0 |
|            | CY2005 | 32    | 72     | 1   | 0     | 0 | 0 | 0 |

# Managed Care Enrollment by Company by Market Segment by County at Quarter End as of December 31, 2005

|            |        |       |       |     |   |   |   |   |
|------------|--------|-------|-------|-----|---|---|---|---|
| Volusia    | 1Q2005 | 1,815 | 1,225 | 285 | 0 | 0 | 0 | 0 |
|            | 2Q2005 | 1,652 | 1,194 | 271 | 0 | 0 | 0 | 0 |
|            | 3Q2005 | 1,453 | 1,136 | 272 | 0 | 0 | 0 | 0 |
|            | CY2005 | 1,581 | 3,416 | 249 | 0 | 0 | 0 | 0 |
| Wakulla    | 1Q2005 | 0     | 0     | 0   | 0 | 0 | 0 | 0 |
|            | 2Q2005 | 0     | 0     | 0   | 0 | 0 | 0 | 0 |
|            | 3Q2005 | 0     | 0     | 0   | 0 | 0 | 0 | 0 |
|            | CY2005 | 1     | 1     | 0   | 0 | 0 | 0 | 0 |
| Walton     | 1Q2005 | 42    | 88    | 4   | 0 | 0 | 0 | 0 |
|            | 2Q2005 | 47    | 95    | 5   | 0 | 0 | 0 | 0 |
|            | 3Q2005 | 48    | 85    | 5   | 0 | 0 | 0 | 0 |
|            | CY2005 | 56    | 263   | 5   | 0 | 0 | 0 | 0 |
| Washington | 1Q2005 | 0     | 0     | 0   | 0 | 0 | 0 | 0 |
|            | 2Q2005 | 0     | 0     | 0   | 0 | 0 | 0 | 0 |
|            | 3Q2005 | 0     | 0     | 0   | 0 | 0 | 0 | 0 |
|            | CY2005 | 1     | 2     | 0   | 0 | 0 | 0 | 0 |

# Managed Care Enrollment by Company by Market Segment by County at Quarter End as of December 31, 2005

**HEALTHEASE OF FLORIDA, INC.**

NAIC Company Code

52631

|           |        | SMALL GROUP | LARGE GROUP | INDIVIDUAL | HEALTHY KIDS | MEDICAID | MEDICARE | FEDERAL EMPLOYEES |
|-----------|--------|-------------|-------------|------------|--------------|----------|----------|-------------------|
| Alachua   | 1Q2005 | 0           | 0           | 0          | 0            | 0        | 0        | 0                 |
|           | 2Q2005 | 0           | 0           | 0          | 0            | 0        | 0        | 0                 |
|           | 3Q2005 | 0           | 0           | 0          | 0            | 0        | 0        | 0                 |
|           | CY2005 | 0           | 0           | 0          | 0            | 0        | 0        | 0                 |
| Baker     | 1Q2005 | 0           | 0           | 0          | 0            | 0        | 0        | 0                 |
|           | 2Q2005 | 0           | 0           | 0          | 0            | 0        | 0        | 0                 |
|           | 3Q2005 | 0           | 0           | 0          | 0            | 0        | 0        | 0                 |
|           | CY2005 | 0           | 0           | 0          | 0            | 0        | 0        | 0                 |
| Bay       | 1Q2005 | 0           | 0           | 0          | 0            | 0        | 0        | 0                 |
|           | 2Q2005 | 0           | 0           | 0          | 0            | 0        | 0        | 0                 |
|           | 3Q2005 | 0           | 0           | 0          | 0            | 0        | 0        | 0                 |
|           | CY2005 | 0           | 0           | 0          | 0            | 0        | 0        | 0                 |
| Bradford  | 1Q2005 | 0           | 0           | 0          | 0            | 0        | 0        | 0                 |
|           | 2Q2005 | 0           | 0           | 0          | 0            | 0        | 0        | 0                 |
|           | 3Q2005 | 0           | 0           | 0          | 0            | 0        | 0        | 0                 |
|           | CY2005 | 0           | 0           | 0          | 0            | 0        | 0        | 0                 |
| Brevard   | 1Q2005 | 0           | 0           | 0          | 0            | 10,366   | 0        | 0                 |
|           | 2Q2005 | 0           | 0           | 0          | 0            | 10,330   | 0        | 0                 |
|           | 3Q2005 | 0           | 0           | 0          | 0            | 9,800    | 0        | 0                 |
|           | CY2005 | 0           | 0           | 0          | 0            | 9,191    | 0        | 0                 |
| Broward   | 1Q2005 | 0           | 0           | 0          | 0            | 10,288   | 0        | 0                 |
|           | 2Q2005 | 0           | 0           | 0          | 0            | 10,348   | 0        | 0                 |
|           | 3Q2005 | 0           | 0           | 0          | 0            | 10,833   | 0        | 0                 |
|           | CY2005 | 0           | 0           | 0          | 0            | 10,901   | 0        | 0                 |
| Calhoun   | 1Q2005 | 0           | 0           | 0          | 0            | 354      | 0        | 0                 |
|           | 2Q2005 | 0           | 0           | 0          | 0            | 348      | 0        | 0                 |
|           | 3Q2005 | 0           | 0           | 0          | 0            | 343      | 0        | 0                 |
|           | CY2005 | 0           | 0           | 0          | 0            | 369      | 0        | 0                 |
| Charlotte | 1Q2005 | 0           | 0           | 0          | 0            | 0        | 0        | 0                 |
|           | 2Q2005 | 0           | 0           | 0          | 0            | 0        | 0        | 0                 |
|           | 3Q2005 | 0           | 0           | 0          | 0            | 0        | 0        | 0                 |
|           | CY2005 | 0           | 0           | 0          | 0            | 0        | 0        | 0                 |
| Citrus    | 1Q2005 | 0           | 0           | 0          | 1,319        | 3,880    | 0        | 0                 |
|           | 2Q2005 | 0           | 0           | 0          | 1,218        | 4,284    | 0        | 0                 |
|           | 3Q2005 | 0           | 0           | 0          | 1,203        | 4,534    | 0        | 0                 |
|           | CY2005 | 0           | 0           | 0          | 1,137        | 4,820    | 0        | 0                 |
| Clay      | 1Q2005 | 0           | 0           | 0          | 0            | 0        | 0        | 0                 |
|           | 2Q2005 | 0           | 0           | 0          | 0            | 0        | 0        | 0                 |
|           | 3Q2005 | 0           | 0           | 0          | 0            | 0        | 0        | 0                 |
|           | CY2005 | 0           | 0           | 0          | 0            | 0        | 0        | 0                 |
| Collier   | 1Q2005 | 0           | 0           | 0          | 0            | 0        | 0        | 0                 |
|           | 2Q2005 | 0           | 0           | 0          | 0            | 0        | 0        | 0                 |
|           | 3Q2005 | 0           | 0           | 0          | 0            | 0        | 0        | 0                 |
|           | CY2005 | 0           | 0           | 0          | 0            | 0        | 0        | 0                 |
| Columbia  | 1Q2005 | 0           | 0           | 0          | 0            | 0        | 0        | 0                 |
|           | 2Q2005 | 0           | 0           | 0          | 0            | 0        | 0        | 0                 |
|           | 3Q2005 | 0           | 0           | 0          | 0            | 0        | 0        | 0                 |
|           | CY2005 | 0           | 0           | 0          | 0            | 0        | 0        | 0                 |

# Managed Care Enrollment by Company by Market Segment by County at Quarter End as of December 31, 2005

|           |        |   |   |   |       |        |   |   |
|-----------|--------|---|---|---|-------|--------|---|---|
| De Soto   | 1Q2005 | 0 | 0 | 0 | 0     | 0      | 0 | 0 |
|           | 2Q2005 | 0 | 0 | 0 | 0     | 0      | 0 | 0 |
|           | 3Q2005 | 0 | 0 | 0 | 0     | 0      | 0 | 0 |
|           | CY2005 | 0 | 0 | 0 | 0     | 0      | 0 | 0 |
| Dixie     | 1Q2005 | 0 | 0 | 0 | 0     | 0      | 0 | 0 |
|           | 2Q2005 | 0 | 0 | 0 | 0     | 0      | 0 | 0 |
|           | 3Q2005 | 0 | 0 | 0 | 0     | 0      | 0 | 0 |
|           | CY2005 | 0 | 0 | 0 | 0     | 0      | 0 | 0 |
| Duval     | 1Q2005 | 0 | 0 | 0 | 2,633 | 39,947 | 0 | 0 |
|           | 2Q2005 | 0 | 0 | 0 | 2,509 | 41,142 | 0 | 0 |
|           | 3Q2005 | 0 | 0 | 0 | 2,550 | 42,562 | 0 | 0 |
|           | CY2005 | 0 | 0 | 0 | 2,375 | 42,963 | 0 | 0 |
| Escambia  | 1Q2005 | 0 | 0 | 0 | 2,434 | 16,068 | 0 | 0 |
|           | 2Q2005 | 0 | 0 | 0 | 2,363 | 15,878 | 0 | 0 |
|           | 3Q2005 | 0 | 0 | 0 | 2,301 | 15,877 | 0 | 0 |
|           | CY2005 | 0 | 0 | 0 | 2,216 | 15,905 | 0 | 0 |
| Flagler   | 1Q2005 | 0 | 0 | 0 | 0     | 0      | 0 | 0 |
|           | 2Q2005 | 0 | 0 | 0 | 0     | 0      | 0 | 0 |
|           | 3Q2005 | 0 | 0 | 0 | 0     | 0      | 0 | 0 |
|           | CY2005 | 0 | 0 | 0 | 0     | 0      | 0 | 0 |
| Franklin  | 1Q2005 | 0 | 0 | 0 | 0     | 0      | 0 | 0 |
|           | 2Q2005 | 0 | 0 | 0 | 0     | 0      | 0 | 0 |
|           | 3Q2005 | 0 | 0 | 0 | 0     | 0      | 0 | 0 |
|           | CY2005 | 0 | 0 | 0 | 0     | 0      | 0 | 0 |
| Gadsden   | 1Q2005 | 0 | 0 | 0 | 0     | 2,519  | 0 | 0 |
|           | 2Q2005 | 0 | 0 | 0 | 0     | 2,548  | 0 | 0 |
|           | 3Q2005 | 0 | 0 | 0 | 0     | 2,494  | 0 | 0 |
|           | CY2005 | 0 | 0 | 0 | 0     | 2,446  | 0 | 0 |
| Gilchrist | 1Q2005 | 0 | 0 | 0 | 0     | 0      | 0 | 0 |
|           | 2Q2005 | 0 | 0 | 0 | 0     | 0      | 0 | 0 |
|           | 3Q2005 | 0 | 0 | 0 | 0     | 0      | 0 | 0 |
|           | CY2005 | 0 | 0 | 0 | 0     | 0      | 0 | 0 |
| Glades    | 1Q2005 | 0 | 0 | 0 | 0     | 0      | 0 | 0 |
|           | 2Q2005 | 0 | 0 | 0 | 0     | 0      | 0 | 0 |
|           | 3Q2005 | 0 | 0 | 0 | 0     | 0      | 0 | 0 |
|           | CY2005 | 0 | 0 | 0 | 0     | 0      | 0 | 0 |
| Gulf      | 1Q2005 | 0 | 0 | 0 | 0     | 0      | 0 | 0 |
|           | 2Q2005 | 0 | 0 | 0 | 0     | 0      | 0 | 0 |
|           | 3Q2005 | 0 | 0 | 0 | 0     | 0      | 0 | 0 |
|           | CY2005 | 0 | 0 | 0 | 0     | 0      | 0 | 0 |
| Hamilton  | 1Q2005 | 0 | 0 | 0 | 0     | 0      | 0 | 0 |
|           | 2Q2005 | 0 | 0 | 0 | 0     | 0      | 0 | 0 |
|           | 3Q2005 | 0 | 0 | 0 | 0     | 0      | 0 | 0 |
|           | CY2005 | 0 | 0 | 0 | 0     | 0      | 0 | 0 |
| Hardee    | 1Q2005 | 0 | 0 | 0 | 0     | 0      | 0 | 0 |
|           | 2Q2005 | 0 | 0 | 0 | 0     | 0      | 0 | 0 |
|           | 3Q2005 | 0 | 0 | 0 | 0     | 0      | 0 | 0 |
|           | CY2005 | 0 | 0 | 0 | 0     | 0      | 0 | 0 |
| Hendry    | 1Q2005 | 0 | 0 | 0 | 0     | 0      | 0 | 0 |
|           | 2Q2005 | 0 | 0 | 0 | 0     | 0      | 0 | 0 |
|           | 3Q2005 | 0 | 0 | 0 | 0     | 0      | 0 | 0 |
|           | CY2005 | 0 | 0 | 0 | 0     | 0      | 0 | 0 |

# Managed Care Enrollment by Company by Market Segment by County at Quarter End as of December 31, 2005

|              |        |   |   |   |       |        |   |   |
|--------------|--------|---|---|---|-------|--------|---|---|
| Hernando     | 1Q2005 | 0 | 0 | 0 | 0     | 0      | 0 | 0 |
|              | 2Q2005 | 0 | 0 | 0 | 0     | 0      | 0 | 0 |
|              | 3Q2005 | 0 | 0 | 0 | 0     | 0      | 0 | 0 |
|              | CY2005 | 0 | 0 | 0 | 0     | 0      | 0 | 0 |
| Highlands    | 1Q2005 | 0 | 0 | 0 | 1,205 | 2,228  | 0 | 0 |
|              | 2Q2005 | 0 | 0 | 0 | 1,115 | 2,163  | 0 | 0 |
|              | 3Q2005 | 0 | 0 | 0 | 1,101 | 2,177  | 0 | 0 |
|              | CY2005 | 0 | 0 | 0 | 1,084 | 2,140  | 0 | 0 |
| Hillsborough | 1Q2005 | 0 | 0 | 0 | 0     | 14,417 | 0 | 0 |
|              | 2Q2005 | 0 | 0 | 0 | 0     | 14,119 | 0 | 0 |
|              | 3Q2005 | 0 | 0 | 0 | 0     | 13,992 | 0 | 0 |
|              | CY2005 | 0 | 0 | 0 | 0     | 13,944 | 0 | 0 |
| Holmes       | 1Q2005 | 0 | 0 | 0 | 0     | 0      | 0 | 0 |
|              | 2Q2005 | 0 | 0 | 0 | 0     | 0      | 0 | 0 |
|              | 3Q2005 | 0 | 0 | 0 | 0     | 0      | 0 | 0 |
|              | CY2005 | 0 | 0 | 0 | 0     | 0      | 0 | 0 |
| Indian River | 1Q2005 | 0 | 0 | 0 | 0     | 0      | 0 | 0 |
|              | 2Q2005 | 0 | 0 | 0 | 0     | 0      | 0 | 0 |
|              | 3Q2005 | 0 | 0 | 0 | 0     | 0      | 0 | 0 |
|              | CY2005 | 0 | 0 | 0 | 0     | 0      | 0 | 0 |
| Jackson      | 1Q2005 | 0 | 0 | 0 | 0     | 0      | 0 | 0 |
|              | 2Q2005 | 0 | 0 | 0 | 0     | 0      | 0 | 0 |
|              | 3Q2005 | 0 | 0 | 0 | 0     | 0      | 0 | 0 |
|              | CY2005 | 0 | 0 | 0 | 0     | 0      | 0 | 0 |
| Jefferson    | 1Q2005 | 0 | 0 | 0 | 99    | 593    | 0 | 0 |
|              | 2Q2005 | 0 | 0 | 0 | 96    | 591    | 0 | 0 |
|              | 3Q2005 | 0 | 0 | 0 | 90    | 574    | 0 | 0 |
|              | CY2005 | 0 | 0 | 0 | 90    | 555    | 0 | 0 |
| Lafayette    | 1Q2005 | 0 | 0 | 0 | 0     | 0      | 0 | 0 |
|              | 2Q2005 | 0 | 0 | 0 | 0     | 0      | 0 | 0 |
|              | 3Q2005 | 0 | 0 | 0 | 0     | 0      | 0 | 0 |
|              | CY2005 | 0 | 0 | 0 | 0     | 0      | 0 | 0 |
| Lake         | 1Q2005 | 0 | 0 | 0 | 2,617 | 5,197  | 0 | 0 |
|              | 2Q2005 | 0 | 0 | 0 | 2,508 | 5,404  | 0 | 0 |
|              | 3Q2005 | 0 | 0 | 0 | 2,519 | 5,716  | 0 | 0 |
|              | CY2005 | 0 | 0 | 0 | 2,448 | 5,806  | 0 | 0 |
| Lee          | 1Q2005 | 0 | 0 | 0 | 0     | 0      | 0 | 0 |
|              | 2Q2005 | 0 | 0 | 0 | 0     | 0      | 0 | 0 |
|              | 3Q2005 | 0 | 0 | 0 | 0     | 0      | 0 | 0 |
|              | CY2005 | 0 | 0 | 0 | 0     | 0      | 0 | 0 |
| Leon         | 1Q2005 | 0 | 0 | 0 | 0     | 5,201  | 0 | 0 |
|              | 2Q2005 | 0 | 0 | 0 | 0     | 5,281  | 0 | 0 |
|              | 3Q2005 | 0 | 0 | 0 | 0     | 5,226  | 0 | 0 |
|              | CY2005 | 0 | 0 | 0 | 0     | 5,037  | 0 | 0 |
| Levy         | 1Q2005 | 0 | 0 | 0 | 0     | 0      | 0 | 0 |
|              | 2Q2005 | 0 | 0 | 0 | 0     | 0      | 0 | 0 |
|              | 3Q2005 | 0 | 0 | 0 | 0     | 0      | 0 | 0 |
|              | CY2005 | 0 | 0 | 0 | 0     | 0      | 0 | 0 |
| Liberty      | 1Q2005 | 0 | 0 | 0 | 0     | 141    | 0 | 0 |
|              | 2Q2005 | 0 | 0 | 0 | 0     | 139    | 0 | 0 |
|              | 3Q2005 | 0 | 0 | 0 | 0     | 129    | 0 | 0 |
|              | CY2005 | 0 | 0 | 0 | 0     | 135    | 0 | 0 |

# Managed Care Enrollment by Company by Market Segment by County at Quarter End as of December 31, 2005

|            |        |   |   |   |       |        |   |   |
|------------|--------|---|---|---|-------|--------|---|---|
| Madison    | 1Q2005 | 0 | 0 | 0 | 202   | 759    | 0 | 0 |
|            | 2Q2005 | 0 | 0 | 0 | 182   | 778    | 0 | 0 |
|            | 3Q2005 | 0 | 0 | 0 | 175   | 794    | 0 | 0 |
|            | CY2005 | 0 | 0 | 0 | 177   | 842    | 0 | 0 |
| Manatee    | 1Q2005 | 0 | 0 | 0 | 0     | 4,437  | 0 | 0 |
|            | 2Q2005 | 0 | 0 | 0 | 0     | 4,548  | 0 | 0 |
|            | 3Q2005 | 0 | 0 | 0 | 0     | 4,662  | 0 | 0 |
|            | CY2005 | 0 | 0 | 0 | 0     | 4,715  | 0 | 0 |
| Marion     | 1Q2005 | 0 | 0 | 0 | 0     | 10,076 | 0 | 0 |
|            | 2Q2005 | 0 | 0 | 0 | 0     | 10,266 | 0 | 0 |
|            | 3Q2005 | 0 | 0 | 0 | 0     | 10,757 | 0 | 0 |
|            | CY2005 | 0 | 0 | 0 | 0     | 11,184 | 0 | 0 |
| Martin     | 1Q2005 | 0 | 0 | 0 | 1,406 | 2,666  | 0 | 0 |
|            | 2Q2005 | 0 | 0 | 0 | 1,288 | 2,812  | 0 | 0 |
|            | 3Q2005 | 0 | 0 | 0 | 1,275 | 2,835  | 0 | 0 |
|            | CY2005 | 0 | 0 | 0 | 1,196 | 3,059  | 0 | 0 |
| Miami-Dade | 1Q2005 | 0 | 0 | 0 | 0     | 17,453 | 0 | 0 |
|            | 2Q2005 | 0 | 0 | 0 | 0     | 18,102 | 0 | 0 |
|            | 3Q2005 | 0 | 0 | 0 | 0     | 18,825 | 0 | 0 |
|            | CY2005 | 0 | 0 | 0 | 0     | 19,619 | 0 | 0 |
| Monroe     | 1Q2005 | 0 | 0 | 0 | 0     | 0      | 0 | 0 |
|            | 2Q2005 | 0 | 0 | 0 | 0     | 0      | 0 | 0 |
|            | 3Q2005 | 0 | 0 | 0 | 0     | 0      | 0 | 0 |
|            | CY2005 | 0 | 0 | 0 | 0     | 0      | 0 | 0 |
| Nassau     | 1Q2005 | 0 | 0 | 0 | 0     | 0      | 0 | 0 |
|            | 2Q2005 | 0 | 0 | 0 | 0     | 0      | 0 | 0 |
|            | 3Q2005 | 0 | 0 | 0 | 0     | 0      | 0 | 0 |
|            | CY2005 | 0 | 0 | 0 | 0     | 0      | 0 | 0 |
| Okaloosa   | 1Q2005 | 0 | 0 | 0 | 0     | 0      | 0 | 0 |
|            | 2Q2005 | 0 | 0 | 0 | 0     | 0      | 0 | 0 |
|            | 3Q2005 | 0 | 0 | 0 | 0     | 0      | 0 | 0 |
|            | CY2005 | 0 | 0 | 0 | 0     | 0      | 0 | 0 |
| Okeechobee | 1Q2005 | 0 | 0 | 0 | 0     | 0      | 0 | 0 |
|            | 2Q2005 | 0 | 0 | 0 | 0     | 0      | 0 | 0 |
|            | 3Q2005 | 0 | 0 | 0 | 0     | 0      | 0 | 0 |
|            | CY2005 | 0 | 0 | 0 | 0     | 0      | 0 | 0 |
| Orange     | 1Q2005 | 0 | 0 | 0 | 0     | 15,272 | 0 | 0 |
|            | 2Q2005 | 0 | 0 | 0 | 0     | 15,080 | 0 | 0 |
|            | 3Q2005 | 0 | 0 | 0 | 0     | 14,345 | 0 | 0 |
|            | CY2005 | 0 | 0 | 0 | 0     | 13,453 | 0 | 0 |
| Osceola    | 1Q2005 | 0 | 0 | 0 | 0     | 5,912  | 0 | 0 |
|            | 2Q2005 | 0 | 0 | 0 | 0     | 5,852  | 0 | 0 |
|            | 3Q2005 | 0 | 0 | 0 | 0     | 5,800  | 0 | 0 |
|            | CY2005 | 0 | 0 | 0 | 0     | 5,700  | 0 | 0 |
| Other      | 1Q2005 | 0 | 0 | 0 | 0     | 0      | 0 | 0 |
|            | 2Q2005 | 0 | 0 | 0 | 0     | 0      | 0 | 0 |
|            | 3Q2005 | 0 | 0 | 0 | 0     | 0      | 0 | 0 |
|            | CY2005 | 0 | 0 | 0 | 0     | 0      | 0 | 0 |
| Palm Beach | 1Q2005 | 0 | 0 | 0 | 0     | 7,728  | 0 | 0 |
|            | 2Q2005 | 0 | 0 | 0 | 0     | 8,099  | 0 | 0 |
|            | 3Q2005 | 0 | 0 | 0 | 0     | 7,949  | 0 | 0 |
|            | CY2005 | 0 | 0 | 0 | 0     | 7,503  | 0 | 0 |

# Managed Care Enrollment by Company by Market Segment by County at Quarter End as of December 31, 2005

|            |        |   |   |   |     |       |   |   |
|------------|--------|---|---|---|-----|-------|---|---|
| Pasco      | 1Q2005 | 0 | 0 | 0 | 0   | 4,524 | 0 | 0 |
|            | 2Q2005 | 0 | 0 | 0 | 0   | 4,459 | 0 | 0 |
|            | 3Q2005 | 0 | 0 | 0 | 0   | 4,451 | 0 | 0 |
|            | CY2005 | 0 | 0 | 0 | 0   | 4,615 | 0 | 0 |
| Pinellas   | 1Q2005 | 0 | 0 | 0 | 0   | 5,607 | 0 | 0 |
|            | 2Q2005 | 0 | 0 | 0 | 0   | 5,416 | 0 | 0 |
|            | 3Q2005 | 0 | 0 | 0 | 0   | 5,408 | 0 | 0 |
|            | CY2005 | 0 | 0 | 0 | 0   | 5,410 | 0 | 0 |
| Polk       | 1Q2005 | 0 | 0 | 0 | 0   | 7,419 | 0 | 0 |
|            | 2Q2005 | 0 | 0 | 0 | 0   | 7,407 | 0 | 0 |
|            | 3Q2005 | 0 | 0 | 0 | 0   | 7,199 | 0 | 0 |
|            | CY2005 | 0 | 0 | 0 | 0   | 7,255 | 0 | 0 |
| Putnam     | 1Q2005 | 0 | 0 | 0 | 574 | 3,462 | 0 | 0 |
|            | 2Q2005 | 0 | 0 | 0 | 529 | 3,522 | 0 | 0 |
|            | 3Q2005 | 0 | 0 | 0 | 522 | 3,730 | 0 | 0 |
|            | CY2005 | 0 | 0 | 0 | 519 | 4,036 | 0 | 0 |
| Santa Rosa | 1Q2005 | 0 | 0 | 0 | 0   | 3,243 | 0 | 0 |
|            | 2Q2005 | 0 | 0 | 0 | 0   | 3,259 | 0 | 0 |
|            | 3Q2005 | 0 | 0 | 0 | 0   | 3,052 | 0 | 0 |
|            | CY2005 | 0 | 0 | 0 | 0   | 3,098 | 0 | 0 |
| Sarasota   | 1Q2005 | 0 | 0 | 0 | 0   | 2,271 | 0 | 0 |
|            | 2Q2005 | 0 | 0 | 0 | 0   | 2,385 | 0 | 0 |
|            | 3Q2005 | 0 | 0 | 0 | 0   | 2,481 | 0 | 0 |
|            | CY2005 | 0 | 0 | 0 | 0   | 2,581 | 0 | 0 |
| Seminole   | 1Q2005 | 0 | 0 | 0 | 0   | 3,107 | 0 | 0 |
|            | 2Q2005 | 0 | 0 | 0 | 0   | 3,109 | 0 | 0 |
|            | 3Q2005 | 0 | 0 | 0 | 0   | 3,061 | 0 | 0 |
|            | CY2005 | 0 | 0 | 0 | 0   | 2,991 | 0 | 0 |
| St. Johns  | 1Q2005 | 0 | 0 | 0 | 0   | 0     | 0 | 0 |
|            | 2Q2005 | 0 | 0 | 0 | 0   | 0     | 0 | 0 |
|            | 3Q2005 | 0 | 0 | 0 | 0   | 0     | 0 | 0 |
|            | CY2005 | 0 | 0 | 0 | 0   | 0     | 0 | 0 |
| St. Lucie  | 1Q2005 | 0 | 0 | 0 | 0   | 0     | 0 | 0 |
|            | 2Q2005 | 0 | 0 | 0 | 0   | 0     | 0 | 0 |
|            | 3Q2005 | 0 | 0 | 0 | 0   | 0     | 0 | 0 |
|            | CY2005 | 0 | 0 | 0 | 0   | 0     | 0 | 0 |
| Sumter     | 1Q2005 | 0 | 0 | 0 | 0   | 0     | 0 | 0 |
|            | 2Q2005 | 0 | 0 | 0 | 0   | 0     | 0 | 0 |
|            | 3Q2005 | 0 | 0 | 0 | 0   | 0     | 0 | 0 |
|            | CY2005 | 0 | 0 | 0 | 0   | 0     | 0 | 0 |
| Suwannee   | 1Q2005 | 0 | 0 | 0 | 0   | 0     | 0 | 0 |
|            | 2Q2005 | 0 | 0 | 0 | 0   | 0     | 0 | 0 |
|            | 3Q2005 | 0 | 0 | 0 | 0   | 0     | 0 | 0 |
|            | CY2005 | 0 | 0 | 0 | 0   | 0     | 0 | 0 |
| Taylor     | 1Q2005 | 0 | 0 | 0 | 0   | 0     | 0 | 0 |
|            | 2Q2005 | 0 | 0 | 0 | 0   | 0     | 0 | 0 |
|            | 3Q2005 | 0 | 0 | 0 | 0   | 0     | 0 | 0 |
|            | CY2005 | 0 | 0 | 0 | 0   | 0     | 0 | 0 |
| Union      | 1Q2005 | 0 | 0 | 0 | 0   | 0     | 0 | 0 |
|            | 2Q2005 | 0 | 0 | 0 | 0   | 0     | 0 | 0 |
|            | 3Q2005 | 0 | 0 | 0 | 0   | 0     | 0 | 0 |
|            | CY2005 | 0 | 0 | 0 | 0   | 0     | 0 | 0 |

# Managed Care Enrollment by Company by Market Segment by County at Quarter End as of December 31, 2005

|            |        |   |   |   |     |        |   |   |
|------------|--------|---|---|---|-----|--------|---|---|
| Volusia    | 1Q2005 | 0 | 0 | 0 | 0   | 10,385 | 0 | 0 |
|            | 2Q2005 | 0 | 0 | 0 | 0   | 10,234 | 0 | 0 |
|            | 3Q2005 | 0 | 0 | 0 | 0   | 10,292 | 0 | 0 |
|            | CY2005 | 0 | 0 | 0 | 0   | 10,060 | 0 | 0 |
| Wakulla    | 1Q2005 | 0 | 0 | 0 | 249 | 552    | 0 | 0 |
|            | 2Q2005 | 0 | 0 | 0 | 238 | 537    | 0 | 0 |
|            | 3Q2005 | 0 | 0 | 0 | 239 | 528    | 0 | 0 |
|            | CY2005 | 0 | 0 | 0 | 213 | 511    | 0 | 0 |
| Walton     | 1Q2005 | 0 | 0 | 0 | 0   | 0      | 0 | 0 |
|            | 2Q2005 | 0 | 0 | 0 | 0   | 0      | 0 | 0 |
|            | 3Q2005 | 0 | 0 | 0 | 0   | 0      | 0 | 0 |
|            | CY2005 | 0 | 0 | 0 | 0   | 0      | 0 | 0 |
| Washington | 1Q2005 | 0 | 0 | 0 | 0   | 0      | 0 | 0 |
|            | 2Q2005 | 0 | 0 | 0 | 0   | 0      | 0 | 0 |
|            | 3Q2005 | 0 | 0 | 0 | 0   | 0      | 0 | 0 |
|            | CY2005 | 0 | 0 | 0 | 0   | 0      | 0 | 0 |

# Managed Care Enrollment by Company by Market Segment by County at Quarter End as of December 31, 2005

**HEALTHSUN HEALTH PLANS, INC.**

**NAIC Company Code**

**10122**

|           |        | SMALL GROUP | LARGE GROUP | INDIVIDUAL | HEALTHY KIDS | MEDICAID | MEDICARE | FEDERAL EMPLOYEES |
|-----------|--------|-------------|-------------|------------|--------------|----------|----------|-------------------|
| Alachua   | 1Q2005 |             |             |            |              |          |          |                   |
|           | 2Q2005 | 0           | 0           | 0          | 0            | 0        | 0        | 0                 |
|           | 3Q2005 | 0           | 0           | 0          | 0            | 0        | 0        | 0                 |
|           | CY2005 | 0           | 0           | 0          | 0            | 0        | 0        | 0                 |
| Baker     | 1Q2005 |             |             |            |              |          |          |                   |
|           | 2Q2005 | 0           | 0           | 0          | 0            | 0        | 0        | 0                 |
|           | 3Q2005 | 0           | 0           | 0          | 0            | 0        | 0        | 0                 |
|           | CY2005 | 0           | 0           | 0          | 0            | 0        | 0        | 0                 |
| Bay       | 1Q2005 |             |             |            |              |          |          |                   |
|           | 2Q2005 | 0           | 0           | 0          | 0            | 0        | 0        | 0                 |
|           | 3Q2005 | 0           | 0           | 0          | 0            | 0        | 0        | 0                 |
|           | CY2005 | 0           | 0           | 0          | 0            | 0        | 0        | 0                 |
| Bradford  | 1Q2005 |             |             |            |              |          |          |                   |
|           | 2Q2005 | 0           | 0           | 0          | 0            | 0        | 0        | 0                 |
|           | 3Q2005 | 0           | 0           | 0          | 0            | 0        | 0        | 0                 |
|           | CY2005 | 0           | 0           | 0          | 0            | 0        | 0        | 0                 |
| Brevard   | 1Q2005 |             |             |            |              |          |          |                   |
|           | 2Q2005 | 0           | 0           | 0          | 0            | 0        | 0        | 0                 |
|           | 3Q2005 | 0           | 0           | 0          | 0            | 0        | 0        | 0                 |
|           | CY2005 | 0           | 0           | 0          | 0            | 0        | 0        | 0                 |
| Broward   | 1Q2005 |             |             |            |              |          |          |                   |
|           | 2Q2005 | 0           | 0           | 0          | 0            | 0        | 0        | 0                 |
|           | 3Q2005 | 0           | 0           | 0          | 0            | 0        | 0        | 0                 |
|           | CY2005 | 0           | 0           | 0          | 0            | 0        | 0        | 0                 |
| Calhoun   | 1Q2005 |             |             |            |              |          |          |                   |
|           | 2Q2005 | 0           | 0           | 0          | 0            | 0        | 0        | 0                 |
|           | 3Q2005 | 0           | 0           | 0          | 0            | 0        | 0        | 0                 |
|           | CY2005 | 0           | 0           | 0          | 0            | 0        | 0        | 0                 |
| Charlotte | 1Q2005 |             |             |            |              |          |          |                   |
|           | 2Q2005 | 0           | 0           | 0          | 0            | 0        | 0        | 0                 |
|           | 3Q2005 | 0           | 0           | 0          | 0            | 0        | 0        | 0                 |
|           | CY2005 | 0           | 0           | 0          | 0            | 0        | 0        | 0                 |
| Citrus    | 1Q2005 |             |             |            |              |          |          |                   |
|           | 2Q2005 | 0           | 0           | 0          | 0            | 0        | 0        | 0                 |
|           | 3Q2005 | 0           | 0           | 0          | 0            | 0        | 0        | 0                 |
|           | CY2005 | 0           | 0           | 0          | 0            | 0        | 0        | 0                 |
| Clay      | 1Q2005 |             |             |            |              |          |          |                   |
|           | 2Q2005 | 0           | 0           | 0          | 0            | 0        | 0        | 0                 |
|           | 3Q2005 | 0           | 0           | 0          | 0            | 0        | 0        | 0                 |
|           | CY2005 | 0           | 0           | 0          | 0            | 0        | 0        | 0                 |
| Collier   | 1Q2005 |             |             |            |              |          |          |                   |
|           | 2Q2005 | 0           | 0           | 0          | 0            | 0        | 0        | 0                 |
|           | 3Q2005 | 0           | 0           | 0          | 0            | 0        | 0        | 0                 |
|           | CY2005 | 0           | 0           | 0          | 0            | 0        | 0        | 0                 |
| Columbia  | 1Q2005 |             |             |            |              |          |          |                   |
|           | 2Q2005 | 0           | 0           | 0          | 0            | 0        | 0        | 0                 |
|           | 3Q2005 | 0           | 0           | 0          | 0            | 0        | 0        | 0                 |
|           | CY2005 | 0           | 0           | 0          | 0            | 0        | 0        | 0                 |

# Managed Care Enrollment by Company by Market Segment by County at Quarter End as of December 31, 2005

|           |        |   |   |   |   |   |   |   |
|-----------|--------|---|---|---|---|---|---|---|
| De Soto   | 1Q2005 |   |   |   |   |   |   |   |
|           | 2Q2005 | 0 | 0 | 0 | 0 | 0 | 0 | 0 |
|           | 3Q2005 | 0 | 0 | 0 | 0 | 0 | 0 | 0 |
|           | CY2005 | 0 | 0 | 0 | 0 | 0 | 0 | 0 |
| Dixie     | 1Q2005 |   |   |   |   |   |   |   |
|           | 2Q2005 | 0 | 0 | 0 | 0 | 0 | 0 | 0 |
|           | 3Q2005 | 0 | 0 | 0 | 0 | 0 | 0 | 0 |
|           | CY2005 | 0 | 0 | 0 | 0 | 0 | 0 | 0 |
| Duval     | 1Q2005 |   |   |   |   |   |   |   |
|           | 2Q2005 | 0 | 0 | 0 | 0 | 0 | 0 | 0 |
|           | 3Q2005 | 0 | 0 | 0 | 0 | 0 | 0 | 0 |
|           | CY2005 | 0 | 0 | 0 | 0 | 0 | 0 | 0 |
| Escambia  | 1Q2005 |   |   |   |   |   |   |   |
|           | 2Q2005 | 0 | 0 | 0 | 0 | 0 | 0 | 0 |
|           | 3Q2005 | 0 | 0 | 0 | 0 | 0 | 0 | 0 |
|           | CY2005 | 0 | 0 | 0 | 0 | 0 | 0 | 0 |
| Flagler   | 1Q2005 |   |   |   |   |   |   |   |
|           | 2Q2005 | 0 | 0 | 0 | 0 | 0 | 0 | 0 |
|           | 3Q2005 | 0 | 0 | 0 | 0 | 0 | 0 | 0 |
|           | CY2005 | 0 | 0 | 0 | 0 | 0 | 0 | 0 |
| Franklin  | 1Q2005 |   |   |   |   |   |   |   |
|           | 2Q2005 | 0 | 0 | 0 | 0 | 0 | 0 | 0 |
|           | 3Q2005 | 0 | 0 | 0 | 0 | 0 | 0 | 0 |
|           | CY2005 | 0 | 0 | 0 | 0 | 0 | 0 | 0 |
| Gadsden   | 1Q2005 |   |   |   |   |   |   |   |
|           | 2Q2005 | 0 | 0 | 0 | 0 | 0 | 0 | 0 |
|           | 3Q2005 | 0 | 0 | 0 | 0 | 0 | 0 | 0 |
|           | CY2005 | 0 | 0 | 0 | 0 | 0 | 0 | 0 |
| Gilchrist | 1Q2005 |   |   |   |   |   |   |   |
|           | 2Q2005 | 0 | 0 | 0 | 0 | 0 | 0 | 0 |
|           | 3Q2005 | 0 | 0 | 0 | 0 | 0 | 0 | 0 |
|           | CY2005 | 0 | 0 | 0 | 0 | 0 | 0 | 0 |
| Glades    | 1Q2005 |   |   |   |   |   |   |   |
|           | 2Q2005 | 0 | 0 | 0 | 0 | 0 | 0 | 0 |
|           | 3Q2005 | 0 | 0 | 0 | 0 | 0 | 0 | 0 |
|           | CY2005 | 0 | 0 | 0 | 0 | 0 | 0 | 0 |
| Gulf      | 1Q2005 |   |   |   |   |   |   |   |
|           | 2Q2005 | 0 | 0 | 0 | 0 | 0 | 0 | 0 |
|           | 3Q2005 | 0 | 0 | 0 | 0 | 0 | 0 | 0 |
|           | CY2005 | 0 | 0 | 0 | 0 | 0 | 0 | 0 |
| Hamilton  | 1Q2005 |   |   |   |   |   |   |   |
|           | 2Q2005 | 0 | 0 | 0 | 0 | 0 | 0 | 0 |
|           | 3Q2005 | 0 | 0 | 0 | 0 | 0 | 0 | 0 |
|           | CY2005 | 0 | 0 | 0 | 0 | 0 | 0 | 0 |
| Hardee    | 1Q2005 |   |   |   |   |   |   |   |
|           | 2Q2005 | 0 | 0 | 0 | 0 | 0 | 0 | 0 |
|           | 3Q2005 | 0 | 0 | 0 | 0 | 0 | 0 | 0 |
|           | CY2005 | 0 | 0 | 0 | 0 | 0 | 0 | 0 |
| Hendry    | 1Q2005 |   |   |   |   |   |   |   |
|           | 2Q2005 | 0 | 0 | 0 | 0 | 0 | 0 | 0 |
|           | 3Q2005 | 0 | 0 | 0 | 0 | 0 | 0 | 0 |
|           | CY2005 | 0 | 0 | 0 | 0 | 0 | 0 | 0 |

# Managed Care Enrollment by Company by Market Segment by County at Quarter End as of December 31, 2005

|              |        |   |   |   |   |   |   |   |
|--------------|--------|---|---|---|---|---|---|---|
| Hernando     | 1Q2005 |   |   |   |   |   |   |   |
|              | 2Q2005 | 0 | 0 | 0 | 0 | 0 | 0 | 0 |
|              | 3Q2005 | 0 | 0 | 0 | 0 | 0 | 0 | 0 |
|              | CY2005 | 0 | 0 | 0 | 0 | 0 | 0 | 0 |
| Highlands    | 1Q2005 |   |   |   |   |   |   |   |
|              | 2Q2005 | 0 | 0 | 0 | 0 | 0 | 0 | 0 |
|              | 3Q2005 | 0 | 0 | 0 | 0 | 0 | 0 | 0 |
|              | CY2005 | 0 | 0 | 0 | 0 | 0 | 0 | 0 |
| Hillsborough | 1Q2005 |   |   |   |   |   |   |   |
|              | 2Q2005 | 0 | 0 | 0 | 0 | 0 | 0 | 0 |
|              | 3Q2005 | 0 | 0 | 0 | 0 | 0 | 0 | 0 |
|              | CY2005 | 0 | 0 | 0 | 0 | 0 | 0 | 0 |
| Holmes       | 1Q2005 |   |   |   |   |   |   |   |
|              | 2Q2005 | 0 | 0 | 0 | 0 | 0 | 0 | 0 |
|              | 3Q2005 | 0 | 0 | 0 | 0 | 0 | 0 | 0 |
|              | CY2005 | 0 | 0 | 0 | 0 | 0 | 0 | 0 |
| Indian River | 1Q2005 |   |   |   |   |   |   |   |
|              | 2Q2005 | 0 | 0 | 0 | 0 | 0 | 0 | 0 |
|              | 3Q2005 | 0 | 0 | 0 | 0 | 0 | 0 | 0 |
|              | CY2005 | 0 | 0 | 0 | 0 | 0 | 0 | 0 |
| Jackson      | 1Q2005 |   |   |   |   |   |   |   |
|              | 2Q2005 | 0 | 0 | 0 | 0 | 0 | 0 | 0 |
|              | 3Q2005 | 0 | 0 | 0 | 0 | 0 | 0 | 0 |
|              | CY2005 | 0 | 0 | 0 | 0 | 0 | 0 | 0 |
| Jefferson    | 1Q2005 |   |   |   |   |   |   |   |
|              | 2Q2005 | 0 | 0 | 0 | 0 | 0 | 0 | 0 |
|              | 3Q2005 | 0 | 0 | 0 | 0 | 0 | 0 | 0 |
|              | CY2005 | 0 | 0 | 0 | 0 | 0 | 0 | 0 |
| Lafayette    | 1Q2005 |   |   |   |   |   |   |   |
|              | 2Q2005 | 0 | 0 | 0 | 0 | 0 | 0 | 0 |
|              | 3Q2005 | 0 | 0 | 0 | 0 | 0 | 0 | 0 |
|              | CY2005 | 0 | 0 | 0 | 0 | 0 | 0 | 0 |
| Lake         | 1Q2005 |   |   |   |   |   |   |   |
|              | 2Q2005 | 0 | 0 | 0 | 0 | 0 | 0 | 0 |
|              | 3Q2005 | 0 | 0 | 0 | 0 | 0 | 0 | 0 |
|              | CY2005 | 0 | 0 | 0 | 0 | 0 | 0 | 0 |
| Lee          | 1Q2005 |   |   |   |   |   |   |   |
|              | 2Q2005 | 0 | 0 | 0 | 0 | 0 | 0 | 0 |
|              | 3Q2005 | 0 | 0 | 0 | 0 | 0 | 0 | 0 |
|              | CY2005 | 0 | 0 | 0 | 0 | 0 | 0 | 0 |
| Leon         | 1Q2005 |   |   |   |   |   |   |   |
|              | 2Q2005 | 0 | 0 | 0 | 0 | 0 | 0 | 0 |
|              | 3Q2005 | 0 | 0 | 0 | 0 | 0 | 0 | 0 |
|              | CY2005 | 0 | 0 | 0 | 0 | 0 | 0 | 0 |
| Levy         | 1Q2005 |   |   |   |   |   |   |   |
|              | 2Q2005 | 0 | 0 | 0 | 0 | 0 | 0 | 0 |
|              | 3Q2005 | 0 | 0 | 0 | 0 | 0 | 0 | 0 |
|              | CY2005 | 0 | 0 | 0 | 0 | 0 | 0 | 0 |
| Liberty      | 1Q2005 |   |   |   |   |   |   |   |
|              | 2Q2005 | 0 | 0 | 0 | 0 | 0 | 0 | 0 |
|              | 3Q2005 | 0 | 0 | 0 | 0 | 0 | 0 | 0 |
|              | CY2005 | 0 | 0 | 0 | 0 | 0 | 0 | 0 |

# Managed Care Enrollment by Company by Market Segment by County at Quarter End as of December 31, 2005

|            |        |   |   |   |   |   |       |   |
|------------|--------|---|---|---|---|---|-------|---|
| Madison    | 1Q2005 |   |   |   |   |   |       |   |
|            | 2Q2005 | 0 | 0 | 0 | 0 | 0 | 0     | 0 |
|            | 3Q2005 | 0 | 0 | 0 | 0 | 0 | 0     | 0 |
|            | CY2005 | 0 | 0 | 0 | 0 | 0 | 0     | 0 |
| Manatee    | 1Q2005 |   |   |   |   |   |       |   |
|            | 2Q2005 | 0 | 0 | 0 | 0 | 0 | 0     | 0 |
|            | 3Q2005 | 0 | 0 | 0 | 0 | 0 | 0     | 0 |
|            | CY2005 | 0 | 0 | 0 | 0 | 0 | 0     | 0 |
| Marion     | 1Q2005 |   |   |   |   |   |       |   |
|            | 2Q2005 | 0 | 0 | 0 | 0 | 0 | 0     | 0 |
|            | 3Q2005 | 0 | 0 | 0 | 0 | 0 | 0     | 0 |
|            | CY2005 | 0 | 0 | 0 | 0 | 0 | 0     | 0 |
| Martin     | 1Q2005 |   |   |   |   |   |       |   |
|            | 2Q2005 | 0 | 0 | 0 | 0 | 0 | 0     | 0 |
|            | 3Q2005 | 0 | 0 | 0 | 0 | 0 | 0     | 0 |
|            | CY2005 | 0 | 0 | 0 | 0 | 0 | 0     | 0 |
| Miami-Dade | 1Q2005 |   |   |   |   |   |       |   |
|            | 2Q2005 | 0 | 0 | 0 | 0 | 0 | 0     | 0 |
|            | 3Q2005 | 0 | 0 | 0 | 0 | 0 | 1,666 | 0 |
|            | CY2005 | 0 | 0 | 0 | 0 | 0 | 1,278 | 0 |
| Monroe     | 1Q2005 |   |   |   |   |   |       |   |
|            | 2Q2005 | 0 | 0 | 0 | 0 | 0 | 0     | 0 |
|            | 3Q2005 | 0 | 0 | 0 | 0 | 0 | 0     | 0 |
|            | CY2005 | 0 | 0 | 0 | 0 | 0 | 0     | 0 |
| Nassau     | 1Q2005 |   |   |   |   |   |       |   |
|            | 2Q2005 | 0 | 0 | 0 | 0 | 0 | 0     | 0 |
|            | 3Q2005 | 0 | 0 | 0 | 0 | 0 | 0     | 0 |
|            | CY2005 | 0 | 0 | 0 | 0 | 0 | 0     | 0 |
| Okaloosa   | 1Q2005 |   |   |   |   |   |       |   |
|            | 2Q2005 | 0 | 0 | 0 | 0 | 0 | 0     | 0 |
|            | 3Q2005 | 0 | 0 | 0 | 0 | 0 | 0     | 0 |
|            | CY2005 | 0 | 0 | 0 | 0 | 0 | 0     | 0 |
| Okeechobee | 1Q2005 |   |   |   |   |   |       |   |
|            | 2Q2005 | 0 | 0 | 0 | 0 | 0 | 0     | 0 |
|            | 3Q2005 | 0 | 0 | 0 | 0 | 0 | 0     | 0 |
|            | CY2005 | 0 | 0 | 0 | 0 | 0 | 0     | 0 |
| Orange     | 1Q2005 |   |   |   |   |   |       |   |
|            | 2Q2005 | 0 | 0 | 0 | 0 | 0 | 0     | 0 |
|            | 3Q2005 | 0 | 0 | 0 | 0 | 0 | 0     | 0 |
|            | CY2005 | 0 | 0 | 0 | 0 | 0 | 0     | 0 |
| Osceola    | 1Q2005 |   |   |   |   |   |       |   |
|            | 2Q2005 | 0 | 0 | 0 | 0 | 0 | 0     | 0 |
|            | 3Q2005 | 0 | 0 | 0 | 0 | 0 | 0     | 0 |
|            | CY2005 | 0 | 0 | 0 | 0 | 0 | 0     | 0 |
| Other      | 1Q2005 |   |   |   |   |   |       |   |
|            | 2Q2005 | 0 | 0 | 0 | 0 | 0 | 0     | 0 |
|            | 3Q2005 | 0 | 0 | 0 | 0 | 0 | 0     | 0 |
|            | CY2005 | 0 | 0 | 0 | 0 | 0 | 0     | 0 |
| Palm Beach | 1Q2005 |   |   |   |   |   |       |   |
|            | 2Q2005 | 0 | 0 | 0 | 0 | 0 | 0     | 0 |
|            | 3Q2005 | 0 | 0 | 0 | 0 | 0 | 0     | 0 |
|            | CY2005 | 0 | 0 | 0 | 0 | 0 | 0     | 0 |

# Managed Care Enrollment by Company by Market Segment by County at Quarter End as of December 31, 2005

|            |        |   |   |   |   |   |   |   |
|------------|--------|---|---|---|---|---|---|---|
| Pasco      | 1Q2005 |   |   |   |   |   |   |   |
|            | 2Q2005 | 0 | 0 | 0 | 0 | 0 | 0 | 0 |
|            | 3Q2005 | 0 | 0 | 0 | 0 | 0 | 0 | 0 |
|            | CY2005 | 0 | 0 | 0 | 0 | 0 | 0 | 0 |
| Pinellas   | 1Q2005 |   |   |   |   |   |   |   |
|            | 2Q2005 | 0 | 0 | 0 | 0 | 0 | 0 | 0 |
|            | 3Q2005 | 0 | 0 | 0 | 0 | 0 | 0 | 0 |
|            | CY2005 | 0 | 0 | 0 | 0 | 0 | 0 | 0 |
| Polk       | 1Q2005 |   |   |   |   |   |   |   |
|            | 2Q2005 | 0 | 0 | 0 | 0 | 0 | 0 | 0 |
|            | 3Q2005 | 0 | 0 | 0 | 0 | 0 | 0 | 0 |
|            | CY2005 | 0 | 0 | 0 | 0 | 0 | 0 | 0 |
| Putnam     | 1Q2005 |   |   |   |   |   |   |   |
|            | 2Q2005 | 0 | 0 | 0 | 0 | 0 | 0 | 0 |
|            | 3Q2005 | 0 | 0 | 0 | 0 | 0 | 0 | 0 |
|            | CY2005 | 0 | 0 | 0 | 0 | 0 | 0 | 0 |
| Santa Rosa | 1Q2005 |   |   |   |   |   |   |   |
|            | 2Q2005 | 0 | 0 | 0 | 0 | 0 | 0 | 0 |
|            | 3Q2005 | 0 | 0 | 0 | 0 | 0 | 0 | 0 |
|            | CY2005 | 0 | 0 | 0 | 0 | 0 | 0 | 0 |
| Sarasota   | 1Q2005 |   |   |   |   |   |   |   |
|            | 2Q2005 | 0 | 0 | 0 | 0 | 0 | 0 | 0 |
|            | 3Q2005 | 0 | 0 | 0 | 0 | 0 | 0 | 0 |
|            | CY2005 | 0 | 0 | 0 | 0 | 0 | 0 | 0 |
| Seminole   | 1Q2005 |   |   |   |   |   |   |   |
|            | 2Q2005 | 0 | 0 | 0 | 0 | 0 | 0 | 0 |
|            | 3Q2005 | 0 | 0 | 0 | 0 | 0 | 0 | 0 |
|            | CY2005 | 0 | 0 | 0 | 0 | 0 | 0 | 0 |
| St. Johns  | 1Q2005 |   |   |   |   |   |   |   |
|            | 2Q2005 | 0 | 0 | 0 | 0 | 0 | 0 | 0 |
|            | 3Q2005 | 0 | 0 | 0 | 0 | 0 | 0 | 0 |
|            | CY2005 | 0 | 0 | 0 | 0 | 0 | 0 | 0 |
| St. Lucie  | 1Q2005 |   |   |   |   |   |   |   |
|            | 2Q2005 | 0 | 0 | 0 | 0 | 0 | 0 | 0 |
|            | 3Q2005 | 0 | 0 | 0 | 0 | 0 | 0 | 0 |
|            | CY2005 | 0 | 0 | 0 | 0 | 0 | 0 | 0 |
| Sumter     | 1Q2005 |   |   |   |   |   |   |   |
|            | 2Q2005 | 0 | 0 | 0 | 0 | 0 | 0 | 0 |
|            | 3Q2005 | 0 | 0 | 0 | 0 | 0 | 0 | 0 |
|            | CY2005 | 0 | 0 | 0 | 0 | 0 | 0 | 0 |
| Suwannee   | 1Q2005 |   |   |   |   |   |   |   |
|            | 2Q2005 | 0 | 0 | 0 | 0 | 0 | 0 | 0 |
|            | 3Q2005 | 0 | 0 | 0 | 0 | 0 | 0 | 0 |
|            | CY2005 | 0 | 0 | 0 | 0 | 0 | 0 | 0 |
| Taylor     | 1Q2005 |   |   |   |   |   |   |   |
|            | 2Q2005 | 0 | 0 | 0 | 0 | 0 | 0 | 0 |
|            | 3Q2005 | 0 | 0 | 0 | 0 | 0 | 0 | 0 |
|            | CY2005 | 0 | 0 | 0 | 0 | 0 | 0 | 0 |
| Union      | 1Q2005 |   |   |   |   |   |   |   |
|            | 2Q2005 | 0 | 0 | 0 | 0 | 0 | 0 | 0 |
|            | 3Q2005 | 0 | 0 | 0 | 0 | 0 | 0 | 0 |
|            | CY2005 | 0 | 0 | 0 | 0 | 0 | 0 | 0 |

# Managed Care Enrollment by Company by Market Segment by County at Quarter End as of December 31, 2005

|            |        |   |   |   |   |   |   |   |   |
|------------|--------|---|---|---|---|---|---|---|---|
| Volusia    | 1Q2005 |   |   |   |   |   |   |   |   |
|            | 2Q2005 | 0 | 0 | 0 | 0 | 0 | 0 | 0 | 0 |
|            | 3Q2005 | 0 | 0 | 0 | 0 | 0 | 0 | 0 | 0 |
|            | CY2005 | 0 | 0 | 0 | 0 | 0 | 0 | 0 | 0 |
| Wakulla    | 1Q2005 |   |   |   |   |   |   |   |   |
|            | 2Q2005 | 0 | 0 | 0 | 0 | 0 | 0 | 0 | 0 |
|            | 3Q2005 | 0 | 0 | 0 | 0 | 0 | 0 | 0 | 0 |
|            | CY2005 | 0 | 0 | 0 | 0 | 0 | 0 | 0 | 0 |
| Walton     | 1Q2005 |   |   |   |   |   |   |   |   |
|            | 2Q2005 | 0 | 0 | 0 | 0 | 0 | 0 | 0 | 0 |
|            | 3Q2005 | 0 | 0 | 0 | 0 | 0 | 0 | 0 | 0 |
|            | CY2005 | 0 | 0 | 0 | 0 | 0 | 0 | 0 | 0 |
| Washington | 1Q2005 |   |   |   |   |   |   |   |   |
|            | 2Q2005 | 0 | 0 | 0 | 0 | 0 | 0 | 0 | 0 |
|            | 3Q2005 | 0 | 0 | 0 | 0 | 0 | 0 | 0 | 0 |
|            | CY2005 | 0 | 0 | 0 | 0 | 0 | 0 | 0 | 0 |

# Managed Care Enrollment by Company by Market Segment by County at Quarter End as of December 31, 2005

| HEALTHY PALM BEACHES, INC. |        | NAIC Company Code |             |            |              |          |          | 95827             |
|----------------------------|--------|-------------------|-------------|------------|--------------|----------|----------|-------------------|
|                            |        | SMALL GROUP       | LARGE GROUP | INDIVIDUAL | HEALTHY KIDS | MEDICAID | MEDICARE | FEDERAL EMPLOYEES |
| Alachua                    | 1Q2005 | 0                 | 0           | 0          | 0            | 0        | 0        | 0                 |
|                            | 2Q2005 | 0                 | 0           | 0          | 0            | 0        | 0        | 0                 |
|                            | 3Q2005 | 0                 | 0           | 0          | 0            | 0        | 0        | 0                 |
|                            | CY2005 | 0                 | 0           | 0          | 0            | 0        | 0        | 0                 |
| Baker                      | 1Q2005 | 0                 | 0           | 0          | 0            | 0        | 0        | 0                 |
|                            | 2Q2005 | 0                 | 0           | 0          | 0            | 0        | 0        | 0                 |
|                            | 3Q2005 | 0                 | 0           | 0          | 0            | 0        | 0        | 0                 |
|                            | CY2005 | 0                 | 0           | 0          | 0            | 0        | 0        | 0                 |
| Bay                        | 1Q2005 | 0                 | 0           | 0          | 0            | 0        | 0        | 0                 |
|                            | 2Q2005 | 0                 | 0           | 0          | 0            | 0        | 0        | 0                 |
|                            | 3Q2005 | 0                 | 0           | 0          | 0            | 0        | 0        | 0                 |
|                            | CY2005 | 0                 | 0           | 0          | 0            | 0        | 0        | 0                 |
| Bradford                   | 1Q2005 | 0                 | 0           | 0          | 0            | 0        | 0        | 0                 |
|                            | 2Q2005 | 0                 | 0           | 0          | 0            | 0        | 0        | 0                 |
|                            | 3Q2005 | 0                 | 0           | 0          | 0            | 0        | 0        | 0                 |
|                            | CY2005 | 0                 | 0           | 0          | 0            | 0        | 0        | 0                 |
| Brevard                    | 1Q2005 | 0                 | 0           | 0          | 0            | 0        | 0        | 0                 |
|                            | 2Q2005 | 0                 | 0           | 0          | 0            | 0        | 0        | 0                 |
|                            | 3Q2005 | 0                 | 0           | 0          | 0            | 0        | 0        | 0                 |
|                            | CY2005 | 0                 | 0           | 0          | 0            | 0        | 0        | 0                 |
| Broward                    | 1Q2005 | 0                 | 0           | 0          | 0            | 0        | 0        | 0                 |
|                            | 2Q2005 | 0                 | 0           | 0          | 0            | 0        | 0        | 0                 |
|                            | 3Q2005 | 0                 | 0           | 0          | 0            | 0        | 0        | 0                 |
|                            | CY2005 | 0                 | 0           | 0          | 0            | 0        | 0        | 0                 |
| Calhoun                    | 1Q2005 | 0                 | 0           | 0          | 0            | 0        | 0        | 0                 |
|                            | 2Q2005 | 0                 | 0           | 0          | 0            | 0        | 0        | 0                 |
|                            | 3Q2005 | 0                 | 0           | 0          | 0            | 0        | 0        | 0                 |
|                            | CY2005 | 0                 | 0           | 0          | 0            | 0        | 0        | 0                 |
| Charlotte                  | 1Q2005 | 0                 | 0           | 0          | 0            | 0        | 0        | 0                 |
|                            | 2Q2005 | 0                 | 0           | 0          | 0            | 0        | 0        | 0                 |
|                            | 3Q2005 | 0                 | 0           | 0          | 0            | 0        | 0        | 0                 |
|                            | CY2005 | 0                 | 0           | 0          | 0            | 0        | 0        | 0                 |
| Citrus                     | 1Q2005 | 0                 | 0           | 0          | 0            | 0        | 0        | 0                 |
|                            | 2Q2005 | 0                 | 0           | 0          | 0            | 0        | 0        | 0                 |
|                            | 3Q2005 | 0                 | 0           | 0          | 0            | 0        | 0        | 0                 |
|                            | CY2005 | 0                 | 0           | 0          | 0            | 0        | 0        | 0                 |
| Clay                       | 1Q2005 | 0                 | 0           | 0          | 0            | 0        | 0        | 0                 |
|                            | 2Q2005 | 0                 | 0           | 0          | 0            | 0        | 0        | 0                 |
|                            | 3Q2005 | 0                 | 0           | 0          | 0            | 0        | 0        | 0                 |
|                            | CY2005 | 0                 | 0           | 0          | 0            | 0        | 0        | 0                 |
| Collier                    | 1Q2005 | 0                 | 0           | 0          | 0            | 0        | 0        | 0                 |
|                            | 2Q2005 | 0                 | 0           | 0          | 0            | 0        | 0        | 0                 |
|                            | 3Q2005 | 0                 | 0           | 0          | 0            | 0        | 0        | 0                 |
|                            | CY2005 | 0                 | 0           | 0          | 0            | 0        | 0        | 0                 |
| Columbia                   | 1Q2005 | 0                 | 0           | 0          | 0            | 0        | 0        | 0                 |
|                            | 2Q2005 | 0                 | 0           | 0          | 0            | 0        | 0        | 0                 |
|                            | 3Q2005 | 0                 | 0           | 0          | 0            | 0        | 0        | 0                 |
|                            | CY2005 | 0                 | 0           | 0          | 0            | 0        | 0        | 0                 |

# Managed Care Enrollment by Company by Market Segment by County at Quarter End as of December 31, 2005

|           |        |   |   |   |   |   |   |   |
|-----------|--------|---|---|---|---|---|---|---|
| De Soto   | 1Q2005 | 0 | 0 | 0 | 0 | 0 | 0 | 0 |
|           | 2Q2005 | 0 | 0 | 0 | 0 | 0 | 0 | 0 |
|           | 3Q2005 | 0 | 0 | 0 | 0 | 0 | 0 | 0 |
|           | CY2005 | 0 | 0 | 0 | 0 | 0 | 0 | 0 |
| Dixie     | 1Q2005 | 0 | 0 | 0 | 0 | 0 | 0 | 0 |
|           | 2Q2005 | 0 | 0 | 0 | 0 | 0 | 0 | 0 |
|           | 3Q2005 | 0 | 0 | 0 | 0 | 0 | 0 | 0 |
|           | CY2005 | 0 | 0 | 0 | 0 | 0 | 0 | 0 |
| Duval     | 1Q2005 | 0 | 0 | 0 | 0 | 0 | 0 | 0 |
|           | 2Q2005 | 0 | 0 | 0 | 0 | 0 | 0 | 0 |
|           | 3Q2005 | 0 | 0 | 0 | 0 | 0 | 0 | 0 |
|           | CY2005 | 0 | 0 | 0 | 0 | 0 | 0 | 0 |
| Escambia  | 1Q2005 | 0 | 0 | 0 | 0 | 0 | 0 | 0 |
|           | 2Q2005 | 0 | 0 | 0 | 0 | 0 | 0 | 0 |
|           | 3Q2005 | 0 | 0 | 0 | 0 | 0 | 0 | 0 |
|           | CY2005 | 0 | 0 | 0 | 0 | 0 | 0 | 0 |
| Flagler   | 1Q2005 | 0 | 0 | 0 | 0 | 0 | 0 | 0 |
|           | 2Q2005 | 0 | 0 | 0 | 0 | 0 | 0 | 0 |
|           | 3Q2005 | 0 | 0 | 0 | 0 | 0 | 0 | 0 |
|           | CY2005 | 0 | 0 | 0 | 0 | 0 | 0 | 0 |
| Franklin  | 1Q2005 | 0 | 0 | 0 | 0 | 0 | 0 | 0 |
|           | 2Q2005 | 0 | 0 | 0 | 0 | 0 | 0 | 0 |
|           | 3Q2005 | 0 | 0 | 0 | 0 | 0 | 0 | 0 |
|           | CY2005 | 0 | 0 | 0 | 0 | 0 | 0 | 0 |
| Gadsden   | 1Q2005 | 0 | 0 | 0 | 0 | 0 | 0 | 0 |
|           | 2Q2005 | 0 | 0 | 0 | 0 | 0 | 0 | 0 |
|           | 3Q2005 | 0 | 0 | 0 | 0 | 0 | 0 | 0 |
|           | CY2005 | 0 | 0 | 0 | 0 | 0 | 0 | 0 |
| Gilchrist | 1Q2005 | 0 | 0 | 0 | 0 | 0 | 0 | 0 |
|           | 2Q2005 | 0 | 0 | 0 | 0 | 0 | 0 | 0 |
|           | 3Q2005 | 0 | 0 | 0 | 0 | 0 | 0 | 0 |
|           | CY2005 | 0 | 0 | 0 | 0 | 0 | 0 | 0 |
| Glades    | 1Q2005 | 0 | 0 | 0 | 0 | 0 | 0 | 0 |
|           | 2Q2005 | 0 | 0 | 0 | 0 | 0 | 0 | 0 |
|           | 3Q2005 | 0 | 0 | 0 | 0 | 0 | 0 | 0 |
|           | CY2005 | 0 | 0 | 0 | 0 | 0 | 0 | 0 |
| Gulf      | 1Q2005 | 0 | 0 | 0 | 0 | 0 | 0 | 0 |
|           | 2Q2005 | 0 | 0 | 0 | 0 | 0 | 0 | 0 |
|           | 3Q2005 | 0 | 0 | 0 | 0 | 0 | 0 | 0 |
|           | CY2005 | 0 | 0 | 0 | 0 | 0 | 0 | 0 |
| Hamilton  | 1Q2005 | 0 | 0 | 0 | 0 | 0 | 0 | 0 |
|           | 2Q2005 | 0 | 0 | 0 | 0 | 0 | 0 | 0 |
|           | 3Q2005 | 0 | 0 | 0 | 0 | 0 | 0 | 0 |
|           | CY2005 | 0 | 0 | 0 | 0 | 0 | 0 | 0 |
| Hardee    | 1Q2005 | 0 | 0 | 0 | 0 | 0 | 0 | 0 |
|           | 2Q2005 | 0 | 0 | 0 | 0 | 0 | 0 | 0 |
|           | 3Q2005 | 0 | 0 | 0 | 0 | 0 | 0 | 0 |
|           | CY2005 | 0 | 0 | 0 | 0 | 0 | 0 | 0 |
| Hendry    | 1Q2005 | 0 | 0 | 0 | 0 | 0 | 0 | 0 |
|           | 2Q2005 | 0 | 0 | 0 | 0 | 0 | 0 | 0 |
|           | 3Q2005 | 0 | 0 | 0 | 0 | 0 | 0 | 0 |
|           | CY2005 | 0 | 0 | 0 | 0 | 0 | 0 | 0 |

# Managed Care Enrollment by Company by Market Segment by County at Quarter End as of December 31, 2005

|              |        |   |   |   |   |   |   |   |
|--------------|--------|---|---|---|---|---|---|---|
| Hernando     | 1Q2005 | 0 | 0 | 0 | 0 | 0 | 0 | 0 |
|              | 2Q2005 | 0 | 0 | 0 | 0 | 0 | 0 | 0 |
|              | 3Q2005 | 0 | 0 | 0 | 0 | 0 | 0 | 0 |
|              | CY2005 | 0 | 0 | 0 | 0 | 0 | 0 | 0 |
| Highlands    | 1Q2005 | 0 | 0 | 0 | 0 | 0 | 0 | 0 |
|              | 2Q2005 | 0 | 0 | 0 | 0 | 0 | 0 | 0 |
|              | 3Q2005 | 0 | 0 | 0 | 0 | 0 | 0 | 0 |
|              | CY2005 | 0 | 0 | 0 | 0 | 0 | 0 | 0 |
| Hillsborough | 1Q2005 | 0 | 0 | 0 | 0 | 0 | 0 | 0 |
|              | 2Q2005 | 0 | 0 | 0 | 0 | 0 | 0 | 0 |
|              | 3Q2005 | 0 | 0 | 0 | 0 | 0 | 0 | 0 |
|              | CY2005 | 0 | 0 | 0 | 0 | 0 | 0 | 0 |
| Holmes       | 1Q2005 | 0 | 0 | 0 | 0 | 0 | 0 | 0 |
|              | 2Q2005 | 0 | 0 | 0 | 0 | 0 | 0 | 0 |
|              | 3Q2005 | 0 | 0 | 0 | 0 | 0 | 0 | 0 |
|              | CY2005 | 0 | 0 | 0 | 0 | 0 | 0 | 0 |
| Indian River | 1Q2005 | 0 | 0 | 0 | 0 | 0 | 0 | 0 |
|              | 2Q2005 | 0 | 0 | 0 | 0 | 0 | 0 | 0 |
|              | 3Q2005 | 0 | 0 | 0 | 0 | 0 | 0 | 0 |
|              | CY2005 | 0 | 0 | 0 | 0 | 0 | 0 | 0 |
| Jackson      | 1Q2005 | 0 | 0 | 0 | 0 | 0 | 0 | 0 |
|              | 2Q2005 | 0 | 0 | 0 | 0 | 0 | 0 | 0 |
|              | 3Q2005 | 0 | 0 | 0 | 0 | 0 | 0 | 0 |
|              | CY2005 | 0 | 0 | 0 | 0 | 0 | 0 | 0 |
| Jefferson    | 1Q2005 | 0 | 0 | 0 | 0 | 0 | 0 | 0 |
|              | 2Q2005 | 0 | 0 | 0 | 0 | 0 | 0 | 0 |
|              | 3Q2005 | 0 | 0 | 0 | 0 | 0 | 0 | 0 |
|              | CY2005 | 0 | 0 | 0 | 0 | 0 | 0 | 0 |
| Lafayette    | 1Q2005 | 0 | 0 | 0 | 0 | 0 | 0 | 0 |
|              | 2Q2005 | 0 | 0 | 0 | 0 | 0 | 0 | 0 |
|              | 3Q2005 | 0 | 0 | 0 | 0 | 0 | 0 | 0 |
|              | CY2005 | 0 | 0 | 0 | 0 | 0 | 0 | 0 |
| Lake         | 1Q2005 | 0 | 0 | 0 | 0 | 0 | 0 | 0 |
|              | 2Q2005 | 0 | 0 | 0 | 0 | 0 | 0 | 0 |
|              | 3Q2005 | 0 | 0 | 0 | 0 | 0 | 0 | 0 |
|              | CY2005 | 0 | 0 | 0 | 0 | 0 | 0 | 0 |
| Lee          | 1Q2005 | 0 | 0 | 0 | 0 | 0 | 0 | 0 |
|              | 2Q2005 | 0 | 0 | 0 | 0 | 0 | 0 | 0 |
|              | 3Q2005 | 0 | 0 | 0 | 0 | 0 | 0 | 0 |
|              | CY2005 | 0 | 0 | 0 | 0 | 0 | 0 | 0 |
| Leon         | 1Q2005 | 0 | 0 | 0 | 0 | 0 | 0 | 0 |
|              | 2Q2005 | 0 | 0 | 0 | 0 | 0 | 0 | 0 |
|              | 3Q2005 | 0 | 0 | 0 | 0 | 0 | 0 | 0 |
|              | CY2005 | 0 | 0 | 0 | 0 | 0 | 0 | 0 |
| Levy         | 1Q2005 | 0 | 0 | 0 | 0 | 0 | 0 | 0 |
|              | 2Q2005 | 0 | 0 | 0 | 0 | 0 | 0 | 0 |
|              | 3Q2005 | 0 | 0 | 0 | 0 | 0 | 0 | 0 |
|              | CY2005 | 0 | 0 | 0 | 0 | 0 | 0 | 0 |
| Liberty      | 1Q2005 | 0 | 0 | 0 | 0 | 0 | 0 | 0 |
|              | 2Q2005 | 0 | 0 | 0 | 0 | 0 | 0 | 0 |
|              | 3Q2005 | 0 | 0 | 0 | 0 | 0 | 0 | 0 |
|              | CY2005 | 0 | 0 | 0 | 0 | 0 | 0 | 0 |

# Managed Care Enrollment by Company by Market Segment by County at Quarter End as of December 31, 2005

|            |        |   |   |   |   |       |   |   |
|------------|--------|---|---|---|---|-------|---|---|
| Madison    | 1Q2005 | 0 | 0 | 0 | 0 | 0     | 0 | 0 |
|            | 2Q2005 | 0 | 0 | 0 | 0 | 0     | 0 | 0 |
|            | 3Q2005 | 0 | 0 | 0 | 0 | 0     | 0 | 0 |
|            | CY2005 | 0 | 0 | 0 | 0 | 0     | 0 | 0 |
| Manatee    | 1Q2005 | 0 | 0 | 0 | 0 | 0     | 0 | 0 |
|            | 2Q2005 | 0 | 0 | 0 | 0 | 0     | 0 | 0 |
|            | 3Q2005 | 0 | 0 | 0 | 0 | 0     | 0 | 0 |
|            | CY2005 | 0 | 0 | 0 | 0 | 0     | 0 | 0 |
| Marion     | 1Q2005 | 0 | 0 | 0 | 0 | 0     | 0 | 0 |
|            | 2Q2005 | 0 | 0 | 0 | 0 | 0     | 0 | 0 |
|            | 3Q2005 | 0 | 0 | 0 | 0 | 0     | 0 | 0 |
|            | CY2005 | 0 | 0 | 0 | 0 | 0     | 0 | 0 |
| Martin     | 1Q2005 | 0 | 0 | 0 | 0 | 0     | 0 | 0 |
|            | 2Q2005 | 0 | 0 | 0 | 0 | 0     | 0 | 0 |
|            | 3Q2005 | 0 | 0 | 0 | 0 | 0     | 0 | 0 |
|            | CY2005 | 0 | 0 | 0 | 0 | 0     | 0 | 0 |
| Miami-Dade | 1Q2005 | 0 | 0 | 0 | 0 | 0     | 0 | 0 |
|            | 2Q2005 | 0 | 0 | 0 | 0 | 0     | 0 | 0 |
|            | 3Q2005 | 0 | 0 | 0 | 0 | 0     | 0 | 0 |
|            | CY2005 | 0 | 0 | 0 | 0 | 0     | 0 | 0 |
| Monroe     | 1Q2005 | 0 | 0 | 0 | 0 | 0     | 0 | 0 |
|            | 2Q2005 | 0 | 0 | 0 | 0 | 0     | 0 | 0 |
|            | 3Q2005 | 0 | 0 | 0 | 0 | 0     | 0 | 0 |
|            | CY2005 | 0 | 0 | 0 | 0 | 0     | 0 | 0 |
| Nassau     | 1Q2005 | 0 | 0 | 0 | 0 | 0     | 0 | 0 |
|            | 2Q2005 | 0 | 0 | 0 | 0 | 0     | 0 | 0 |
|            | 3Q2005 | 0 | 0 | 0 | 0 | 0     | 0 | 0 |
|            | CY2005 | 0 | 0 | 0 | 0 | 0     | 0 | 0 |
| Okaloosa   | 1Q2005 | 0 | 0 | 0 | 0 | 0     | 0 | 0 |
|            | 2Q2005 | 0 | 0 | 0 | 0 | 0     | 0 | 0 |
|            | 3Q2005 | 0 | 0 | 0 | 0 | 0     | 0 | 0 |
|            | CY2005 | 0 | 0 | 0 | 0 | 0     | 0 | 0 |
| Okeechobee | 1Q2005 | 0 | 0 | 0 | 0 | 0     | 0 | 0 |
|            | 2Q2005 | 0 | 0 | 0 | 0 | 0     | 0 | 0 |
|            | 3Q2005 | 0 | 0 | 0 | 0 | 0     | 0 | 0 |
|            | CY2005 | 0 | 0 | 0 | 0 | 0     | 0 | 0 |
| Orange     | 1Q2005 | 0 | 0 | 0 | 0 | 0     | 0 | 0 |
|            | 2Q2005 | 0 | 0 | 0 | 0 | 0     | 0 | 0 |
|            | 3Q2005 | 0 | 0 | 0 | 0 | 0     | 0 | 0 |
|            | CY2005 | 0 | 0 | 0 | 0 | 0     | 0 | 0 |
| Osceola    | 1Q2005 | 0 | 0 | 0 | 0 | 0     | 0 | 0 |
|            | 2Q2005 | 0 | 0 | 0 | 0 | 0     | 0 | 0 |
|            | 3Q2005 | 0 | 0 | 0 | 0 | 0     | 0 | 0 |
|            | CY2005 | 0 | 0 | 0 | 0 | 0     | 0 | 0 |
| Other      | 1Q2005 | 0 | 0 | 0 | 0 | 0     | 0 | 0 |
|            | 2Q2005 | 0 | 0 | 0 | 0 | 0     | 0 | 0 |
|            | 3Q2005 | 0 | 0 | 0 | 0 | 0     | 0 | 0 |
|            | CY2005 | 0 | 0 | 0 | 0 | 0     | 0 | 0 |
| Palm Beach | 1Q2005 | 0 | 0 | 0 | 0 | 5,055 | 0 | 0 |
|            | 2Q2005 | 0 | 0 | 0 | 0 | 5,246 | 0 | 0 |
|            | 3Q2005 | 0 | 0 | 0 | 0 | 5,186 | 0 | 0 |
|            | CY2005 | 0 | 0 | 0 | 0 | 5,063 | 0 | 0 |

# Managed Care Enrollment by Company by Market Segment by County at Quarter End as of December 31, 2005

|            |        |   |   |   |   |   |   |   |
|------------|--------|---|---|---|---|---|---|---|
| Pasco      | 1Q2005 | 0 | 0 | 0 | 0 | 0 | 0 | 0 |
|            | 2Q2005 | 0 | 0 | 0 | 0 | 0 | 0 | 0 |
|            | 3Q2005 | 0 | 0 | 0 | 0 | 0 | 0 | 0 |
|            | CY2005 | 0 | 0 | 0 | 0 | 0 | 0 | 0 |
| Pinellas   | 1Q2005 | 0 | 0 | 0 | 0 | 0 | 0 | 0 |
|            | 2Q2005 | 0 | 0 | 0 | 0 | 0 | 0 | 0 |
|            | 3Q2005 | 0 | 0 | 0 | 0 | 0 | 0 | 0 |
|            | CY2005 | 0 | 0 | 0 | 0 | 0 | 0 | 0 |
| Polk       | 1Q2005 | 0 | 0 | 0 | 0 | 0 | 0 | 0 |
|            | 2Q2005 | 0 | 0 | 0 | 0 | 0 | 0 | 0 |
|            | 3Q2005 | 0 | 0 | 0 | 0 | 0 | 0 | 0 |
|            | CY2005 | 0 | 0 | 0 | 0 | 0 | 0 | 0 |
| Putnam     | 1Q2005 | 0 | 0 | 0 | 0 | 0 | 0 | 0 |
|            | 2Q2005 | 0 | 0 | 0 | 0 | 0 | 0 | 0 |
|            | 3Q2005 | 0 | 0 | 0 | 0 | 0 | 0 | 0 |
|            | CY2005 | 0 | 0 | 0 | 0 | 0 | 0 | 0 |
| Santa Rosa | 1Q2005 | 0 | 0 | 0 | 0 | 0 | 0 | 0 |
|            | 2Q2005 | 0 | 0 | 0 | 0 | 0 | 0 | 0 |
|            | 3Q2005 | 0 | 0 | 0 | 0 | 0 | 0 | 0 |
|            | CY2005 | 0 | 0 | 0 | 0 | 0 | 0 | 0 |
| Sarasota   | 1Q2005 | 0 | 0 | 0 | 0 | 0 | 0 | 0 |
|            | 2Q2005 | 0 | 0 | 0 | 0 | 0 | 0 | 0 |
|            | 3Q2005 | 0 | 0 | 0 | 0 | 0 | 0 | 0 |
|            | CY2005 | 0 | 0 | 0 | 0 | 0 | 0 | 0 |
| Seminole   | 1Q2005 | 0 | 0 | 0 | 0 | 0 | 0 | 0 |
|            | 2Q2005 | 0 | 0 | 0 | 0 | 0 | 0 | 0 |
|            | 3Q2005 | 0 | 0 | 0 | 0 | 0 | 0 | 0 |
|            | CY2005 | 0 | 0 | 0 | 0 | 0 | 0 | 0 |
| St. Johns  | 1Q2005 | 0 | 0 | 0 | 0 | 0 | 0 | 0 |
|            | 2Q2005 | 0 | 0 | 0 | 0 | 0 | 0 | 0 |
|            | 3Q2005 | 0 | 0 | 0 | 0 | 0 | 0 | 0 |
|            | CY2005 | 0 | 0 | 0 | 0 | 0 | 0 | 0 |
| St. Lucie  | 1Q2005 | 0 | 0 | 0 | 0 | 0 | 0 | 0 |
|            | 2Q2005 | 0 | 0 | 0 | 0 | 0 | 0 | 0 |
|            | 3Q2005 | 0 | 0 | 0 | 0 | 0 | 0 | 0 |
|            | CY2005 | 0 | 0 | 0 | 0 | 0 | 0 | 0 |
| Sumter     | 1Q2005 | 0 | 0 | 0 | 0 | 0 | 0 | 0 |
|            | 2Q2005 | 0 | 0 | 0 | 0 | 0 | 0 | 0 |
|            | 3Q2005 | 0 | 0 | 0 | 0 | 0 | 0 | 0 |
|            | CY2005 | 0 | 0 | 0 | 0 | 0 | 0 | 0 |
| Suwannee   | 1Q2005 | 0 | 0 | 0 | 0 | 0 | 0 | 0 |
|            | 2Q2005 | 0 | 0 | 0 | 0 | 0 | 0 | 0 |
|            | 3Q2005 | 0 | 0 | 0 | 0 | 0 | 0 | 0 |
|            | CY2005 | 0 | 0 | 0 | 0 | 0 | 0 | 0 |
| Taylor     | 1Q2005 | 0 | 0 | 0 | 0 | 0 | 0 | 0 |
|            | 2Q2005 | 0 | 0 | 0 | 0 | 0 | 0 | 0 |
|            | 3Q2005 | 0 | 0 | 0 | 0 | 0 | 0 | 0 |
|            | CY2005 | 0 | 0 | 0 | 0 | 0 | 0 | 0 |
| Union      | 1Q2005 | 0 | 0 | 0 | 0 | 0 | 0 | 0 |
|            | 2Q2005 | 0 | 0 | 0 | 0 | 0 | 0 | 0 |
|            | 3Q2005 | 0 | 0 | 0 | 0 | 0 | 0 | 0 |
|            | CY2005 | 0 | 0 | 0 | 0 | 0 | 0 | 0 |

# Managed Care Enrollment by Company by Market Segment by County at Quarter End as of December 31, 2005

|            |        |   |   |   |   |   |   |   |
|------------|--------|---|---|---|---|---|---|---|
| Volusia    | 1Q2005 | 0 | 0 | 0 | 0 | 0 | 0 | 0 |
|            | 2Q2005 | 0 | 0 | 0 | 0 | 0 | 0 | 0 |
|            | 3Q2005 | 0 | 0 | 0 | 0 | 0 | 0 | 0 |
|            | CY2005 | 0 | 0 | 0 | 0 | 0 | 0 | 0 |
| Wakulla    | 1Q2005 | 0 | 0 | 0 | 0 | 0 | 0 | 0 |
|            | 2Q2005 | 0 | 0 | 0 | 0 | 0 | 0 | 0 |
|            | 3Q2005 | 0 | 0 | 0 | 0 | 0 | 0 | 0 |
|            | CY2005 | 0 | 0 | 0 | 0 | 0 | 0 | 0 |
| Walton     | 1Q2005 | 0 | 0 | 0 | 0 | 0 | 0 | 0 |
|            | 2Q2005 | 0 | 0 | 0 | 0 | 0 | 0 | 0 |
|            | 3Q2005 | 0 | 0 | 0 | 0 | 0 | 0 | 0 |
|            | CY2005 | 0 | 0 | 0 | 0 | 0 | 0 | 0 |
| Washington | 1Q2005 | 0 | 0 | 0 | 0 | 0 | 0 | 0 |
|            | 2Q2005 | 0 | 0 | 0 | 0 | 0 | 0 | 0 |
|            | 3Q2005 | 0 | 0 | 0 | 0 | 0 | 0 | 0 |
|            | CY2005 | 0 | 0 | 0 | 0 | 0 | 0 | 0 |

# Managed Care Enrollment by Company by Market Segment by County at Quarter End as of December 31, 2005

| HUMANA MEDICAL PLAN, INC. |        | NAIC Company Code |             |            |              |          |          | 95270             |
|---------------------------|--------|-------------------|-------------|------------|--------------|----------|----------|-------------------|
|                           |        | SMALL GROUP       | LARGE GROUP | INDIVIDUAL | HEALTHY KIDS | MEDICAID | MEDICARE | FEDERAL EMPLOYEES |
| Alachua                   | 1Q2005 | 30                | 364         | 0          | 0            | 0        | 11       | 0                 |
|                           | 2Q2005 | 31                | 355         | 0          | 0            | 0        | 4        | 0                 |
|                           | 3Q2005 | 30                | 320         | 0          | 0            | 0        | 7        | 0                 |
|                           | CY2005 | 36                | 353         | 3          | 0            | 0        | 7        | 0                 |
| Baker                     | 1Q2005 | 111               | 1,340       | 0          | 0            | 0        | 257      | 0                 |
|                           | 2Q2005 | 115               | 1,329       | 0          | 0            | 0        | 260      | 0                 |
|                           | 3Q2005 | 34                | 367         | 0          | 0            | 0        | 270      | 0                 |
|                           | CY2005 | 70                | 694         | 0          | 0            | 0        | 280      | 0                 |
| Bay                       | 1Q2005 | 78                | 941         | 0          | 0            | 0        | 4        | 0                 |
|                           | 2Q2005 | 81                | 936         | 0          | 0            | 0        | 3        | 0                 |
|                           | 3Q2005 | 92                | 984         | 0          | 0            | 0        | 2        | 0                 |
|                           | CY2005 | 94                | 930         | 0          | 0            | 0        | 15       | 0                 |
| Bradford                  | 1Q2005 | 0                 | 6           | 0          | 0            | 0        | 3        | 0                 |
|                           | 2Q2005 | 0                 | 5           | 0          | 0            | 0        | 5        | 0                 |
|                           | 3Q2005 | 0                 | 5           | 0          | 0            | 0        | 0        | 0                 |
|                           | CY2005 | 1                 | 5           | 0          | 0            | 0        | 1        | 0                 |
| Brevard                   | 1Q2005 | 5                 | 64          | 0          | 0            | 0        | 56       | 0                 |
|                           | 2Q2005 | 5                 | 57          | 0          | 0            | 0        | 70       | 0                 |
|                           | 3Q2005 | 2                 | 21          | 0          | 0            | 0        | 36       | 0                 |
|                           | CY2005 | 2                 | 22          | 0          | 0            | 0        | 53       | 0                 |
| Broward                   | 1Q2005 | 3,030             | 32,062      | 0          | 0            | 16,396   | 53,457   | 4,494             |
|                           | 2Q2005 | 3,240             | 32,812      | 0          | 0            | 15,939   | 53,936   | 4,614             |
|                           | 3Q2005 | 3,641             | 34,155      | 0          | 0            | 15,848   | 53,119   | 4,668             |
|                           | CY2005 | 4,001             | 34,633      | 272        | 0            | 15,521   | 52,886   | 4,675             |
| Calhoun                   | 1Q2005 | 10                | 126         | 0          | 0            | 0        | 1        | 0                 |
|                           | 2Q2005 | 11                | 124         | 0          | 0            | 0        | 0        | 0                 |
|                           | 3Q2005 | 11                | 121         | 0          | 0            | 0        | 0        | 0                 |
|                           | CY2005 | 8                 | 81          | 0          | 0            | 0        | 0        | 0                 |
| Charlotte                 | 1Q2005 | 0                 | 0           | 0          | 0            | 0        | 15       | 0                 |
|                           | 2Q2005 | 0                 | 0           | 0          | 0            | 0        | 14       | 0                 |
|                           | 3Q2005 | 0                 | 0           | 0          | 0            | 0        | 8        | 0                 |
|                           | CY2005 | 0                 | 0           | 0          | 0            | 0        | 31       | 0                 |
| Citrus                    | 1Q2005 | 1                 | 16          | 0          | 0            | 0        | 28       | 0                 |
|                           | 2Q2005 | 2                 | 20          | 0          | 0            | 0        | 32       | 0                 |
|                           | 3Q2005 | 3                 | 37          | 0          | 0            | 0        | 28       | 0                 |
|                           | CY2005 | 4                 | 40          | 0          | 0            | 0        | 32       | 0                 |
| Clay                      | 1Q2005 | 160               | 1,929       | 0          | 0            | 0        | 26       | 0                 |
|                           | 2Q2005 | 161               | 1,864       | 0          | 0            | 0        | 31       | 0                 |
|                           | 3Q2005 | 153               | 1,628       | 0          | 0            | 0        | 17       | 0                 |
|                           | CY2005 | 155               | 1,530       | 0          | 0            | 0        | 26       | 0                 |
| Collier                   | 1Q2005 | 1                 | 13          | 0          | 0            | 0        | 23       | 0                 |
|                           | 2Q2005 | 1                 | 13          | 0          | 0            | 0        | 29       | 0                 |
|                           | 3Q2005 | 1                 | 13          | 0          | 0            | 0        | 16       | 0                 |
|                           | CY2005 | 1                 | 14          | 0          | 0            | 0        | 119      | 0                 |
| Columbia                  | 1Q2005 | 1                 | 10          | 0          | 0            | 0        | 8        | 0                 |
|                           | 2Q2005 | 1                 | 11          | 0          | 0            | 0        | 7        | 0                 |
|                           | 3Q2005 | 1                 | 9           | 0          | 0            | 0        | 10       | 0                 |
|                           | CY2005 | 0                 | 4           | 0          | 0            | 0        | 16       | 0                 |

# Managed Care Enrollment by Company by Market Segment by County at Quarter End as of December 31, 2005

|           |        |       |        |    |   |   |       |   |
|-----------|--------|-------|--------|----|---|---|-------|---|
| De Soto   | 1Q2005 | 2     | 28     | 0  | 0 | 0 | 5     | 0 |
|           | 2Q2005 | 3     | 34     | 0  | 0 | 0 | 6     | 0 |
|           | 3Q2005 | 3     | 32     | 0  | 0 | 0 | 2     | 0 |
|           | CY2005 | 3     | 29     | 0  | 0 | 0 | 3     | 0 |
| Dixie     | 1Q2005 | 0     | 4      | 0  | 0 | 0 | 0     | 0 |
|           | 2Q2005 | 0     | 4      | 0  | 0 | 0 | 2     | 0 |
|           | 3Q2005 | 0     | 4      | 0  | 0 | 0 | 0     | 0 |
|           | CY2005 | 0     | 4      | 0  | 0 | 0 | 3     | 0 |
| Duval     | 1Q2005 | 758   | 9,151  | 0  | 0 | 0 | 7,101 | 0 |
|           | 2Q2005 | 859   | 9,928  | 0  | 0 | 0 | 7,008 | 0 |
|           | 3Q2005 | 997   | 10,624 | 0  | 0 | 0 | 7,206 | 0 |
|           | CY2005 | 1,088 | 10,740 | 22 | 0 | 0 | 7,397 | 0 |
| Escambia  | 1Q2005 | 1     | 12     | 0  | 0 | 0 | 7     | 0 |
|           | 2Q2005 | 1     | 16     | 0  | 0 | 0 | 4     | 0 |
|           | 3Q2005 | 1     | 12     | 0  | 0 | 0 | 4     | 0 |
|           | CY2005 | 1     | 12     | 0  | 0 | 0 | 82    | 0 |
| Flagler   | 1Q2005 | 54    | 648    | 0  | 0 | 0 | 1,603 | 0 |
|           | 2Q2005 | 58    | 664    | 0  | 0 | 0 | 1,689 | 0 |
|           | 3Q2005 | 55    | 581    | 0  | 0 | 0 | 1,773 | 0 |
|           | CY2005 | 56    | 551    | 0  | 0 | 0 | 1,849 | 0 |
| Franklin  | 1Q2005 | 0     | 3      | 0  | 0 | 0 | 0     | 0 |
|           | 2Q2005 | 0     | 3      | 0  | 0 | 0 | 0     | 0 |
|           | 3Q2005 | 1     | 8      | 0  | 0 | 0 | 1     | 0 |
|           | CY2005 | 1     | 8      | 0  | 0 | 0 | 4     | 0 |
| Gadsden   | 1Q2005 | 0     | 0      | 0  | 0 | 0 | 2     | 0 |
|           | 2Q2005 | 0     | 0      | 0  | 0 | 0 | 4     | 0 |
|           | 3Q2005 | 0     | 0      | 0  | 0 | 0 | 2     | 0 |
|           | CY2005 | 0     | 0      | 0  | 0 | 0 | 10    | 0 |
| Gilchrist | 1Q2005 | 1     | 7      | 0  | 0 | 0 | 0     | 0 |
|           | 2Q2005 | 0     | 0      | 0  | 0 | 0 | 1     | 0 |
|           | 3Q2005 | 0     | 0      | 0  | 0 | 0 | 1     | 0 |
|           | CY2005 | 0     | 0      | 0  | 0 | 0 | 5     | 0 |
| Glades    | 1Q2005 | 0     | 2      | 0  | 0 | 0 | 3     | 0 |
|           | 2Q2005 | 0     | 0      | 0  | 0 | 0 | 2     | 0 |
|           | 3Q2005 | 0     | 0      | 0  | 0 | 0 | 4     | 0 |
|           | CY2005 | 0     | 0      | 0  | 0 | 0 | 3     | 0 |
| Gulf      | 1Q2005 | 0     | 2      | 0  | 0 | 0 | 1     | 0 |
|           | 2Q2005 | 0     | 3      | 0  | 0 | 0 | 1     | 0 |
|           | 3Q2005 | 0     | 0      | 0  | 0 | 0 | 0     | 0 |
|           | CY2005 | 0     | 0      | 0  | 0 | 0 | 1     | 0 |
| Hamilton  | 1Q2005 | 0     | 0      | 0  | 0 | 0 | 4     | 0 |
|           | 2Q2005 | 0     | 0      | 0  | 0 | 0 | 1     | 0 |
|           | 3Q2005 | 0     | 2      | 0  | 0 | 0 | 0     | 0 |
|           | CY2005 | 0     | 2      | 0  | 0 | 0 | 0     | 0 |
| Hardee    | 1Q2005 | 0     | 0      | 0  | 0 | 0 | 1     | 0 |
|           | 2Q2005 | 0     | 0      | 0  | 0 | 0 | 1     | 0 |
|           | 3Q2005 | 0     | 0      | 0  | 0 | 0 | 1     | 0 |
|           | CY2005 | 0     | 0      | 0  | 0 | 0 | 4     | 0 |
| Hendry    | 1Q2005 | 0     | 6      | 0  | 0 | 0 | 12    | 0 |
|           | 2Q2005 | 0     | 4      | 0  | 0 | 0 | 16    | 0 |
|           | 3Q2005 | 0     | 4      | 0  | 0 | 0 | 13    | 0 |
|           | CY2005 | 0     | 4      | 0  | 0 | 0 | 12    | 0 |

# Managed Care Enrollment by Company by Market Segment by County at Quarter End as of December 31, 2005

|              |        |       |        |    |   |   |        |   |
|--------------|--------|-------|--------|----|---|---|--------|---|
| Hernando     | 1Q2005 | 112   | 1,349  | 0  | 0 | 0 | 700    | 0 |
|              | 2Q2005 | 73    | 847    | 0  | 0 | 0 | 854    | 0 |
|              | 3Q2005 | 75    | 803    | 0  | 0 | 0 | 979    | 0 |
|              | CY2005 | 82    | 809    | 0  | 0 | 0 | 1,108  | 0 |
| Highlands    | 1Q2005 | 0     | 5      | 0  | 0 | 0 | 31     | 0 |
|              | 2Q2005 | 0     | 5      | 0  | 0 | 0 | 29     | 0 |
|              | 3Q2005 | 0     | 5      | 0  | 0 | 0 | 22     | 0 |
|              | CY2005 | 0     | 5      | 0  | 0 | 0 | 30     | 0 |
| Hillsborough | 1Q2005 | 2,861 | 34,513 | 0  | 0 | 0 | 22,709 | 0 |
|              | 2Q2005 | 3,048 | 35,217 | 0  | 0 | 0 | 23,236 | 0 |
|              | 3Q2005 | 3,249 | 34,639 | 0  | 0 | 0 | 22,514 | 0 |
|              | CY2005 | 3,565 | 35,182 | 83 | 0 | 0 | 23,636 | 0 |
| Holmes       | 1Q2005 | 32    | 386    | 0  | 0 | 0 | 2      | 0 |
|              | 2Q2005 | 32    | 375    | 0  | 0 | 0 | 1      | 0 |
|              | 3Q2005 | 36    | 385    | 0  | 0 | 0 | 1      | 0 |
|              | CY2005 | 42    | 412    | 0  | 0 | 0 | 2      | 0 |
| Indian River | 1Q2005 | 180   | 2,173  | 0  | 0 | 0 | 11     | 2 |
|              | 2Q2005 | 192   | 2,217  | 0  | 0 | 0 | 8      | 2 |
|              | 3Q2005 | 197   | 2,098  | 0  | 0 | 0 | 6      | 2 |
|              | CY2005 | 201   | 1,987  | 0  | 0 | 0 | 17     | 2 |
| Jackson      | 1Q2005 | 0     | 0      | 0  | 0 | 0 | 3      | 0 |
|              | 2Q2005 | 0     | 0      | 0  | 0 | 0 | 1      | 0 |
|              | 3Q2005 | 0     | 0      | 0  | 0 | 0 | 2      | 0 |
|              | CY2005 | 0     | 0      | 0  | 0 | 0 | 10     | 0 |
| Jefferson    | 1Q2005 | 0     | 0      | 0  | 0 | 0 | 2      | 0 |
|              | 2Q2005 | 0     | 0      | 0  | 0 | 0 | 2      | 0 |
|              | 3Q2005 | 0     | 0      | 0  | 0 | 0 | 2      | 0 |
|              | CY2005 | 0     | 0      | 0  | 0 | 0 | 24     | 0 |
| Lafayette    | 1Q2005 | 0     | 4      | 0  | 0 | 0 | 2      | 0 |
|              | 2Q2005 | 0     | 5      | 0  | 0 | 0 | 0      | 0 |
|              | 3Q2005 | 1     | 7      | 0  | 0 | 0 | 0      | 0 |
|              | CY2005 | 1     | 9      | 0  | 0 | 0 | 1      | 0 |
| Lake         | 1Q2005 | 6     | 75     | 0  | 0 | 0 | 58     | 0 |
|              | 2Q2005 | 7     | 80     | 0  | 0 | 0 | 70     | 0 |
|              | 3Q2005 | 7     | 79     | 0  | 0 | 0 | 156    | 0 |
|              | CY2005 | 8     | 83     | 0  | 0 | 0 | 416    | 0 |
| Lee          | 1Q2005 | 752   | 9,065  | 0  | 0 | 0 | 35     | 3 |
|              | 2Q2005 | 753   | 8,702  | 0  | 0 | 0 | 38     | 3 |
|              | 3Q2005 | 805   | 8,574  | 0  | 0 | 0 | 20     | 3 |
|              | CY2005 | 858   | 8,487  | 0  | 0 | 0 | 128    | 3 |
| Leon         | 1Q2005 | 7     | 82     | 0  | 0 | 0 | 6      | 0 |
|              | 2Q2005 | 6     | 66     | 0  | 0 | 0 | 8      | 0 |
|              | 3Q2005 | 6     | 67     | 0  | 0 | 0 | 11     | 0 |
|              | CY2005 | 7     | 64     | 0  | 0 | 0 | 133    | 0 |
| Levy         | 1Q2005 | 0     | 1      | 0  | 0 | 0 | 9      | 0 |
|              | 2Q2005 | 0     | 1      | 0  | 0 | 0 | 15     | 0 |
|              | 3Q2005 | 0     | 1      | 0  | 0 | 0 | 5      | 0 |
|              | CY2005 | 0     | 1      | 0  | 0 | 0 | 14     | 0 |
| Liberty      | 1Q2005 | 0     | 0      | 0  | 0 | 0 | 1      | 0 |
|              | 2Q2005 | 0     | 0      | 0  | 0 | 0 | 1      | 0 |
|              | 3Q2005 | 0     | 0      | 0  | 0 | 0 | 1      | 0 |
|              | CY2005 | 0     | 0      | 0  | 0 | 0 | 1      | 0 |

# Managed Care Enrollment by Company by Market Segment by County at Quarter End as of December 31, 2005

|            |        |       |        |     |   |        |        |       |
|------------|--------|-------|--------|-----|---|--------|--------|-------|
| Madison    | 1Q2005 | 0     | 0      | 0   | 0 | 0      | 3      | 0     |
|            | 2Q2005 | 0     | 0      | 0   | 0 | 0      | 2      | 0     |
|            | 3Q2005 | 0     | 0      | 0   | 0 | 0      | 2      | 0     |
|            | CY2005 | 0     | 0      | 0   | 0 | 0      | 3      | 0     |
| Manatee    | 1Q2005 | 11    | 135    | 0   | 0 | 0      | 159    | 0     |
|            | 2Q2005 | 9     | 98     | 0   | 0 | 0      | 340    | 0     |
|            | 3Q2005 | 8     | 89     | 0   | 0 | 0      | 398    | 0     |
|            | CY2005 | 8     | 79     | 0   | 0 | 0      | 543    | 0     |
| Marion     | 1Q2005 | 2     | 18     | 0   | 0 | 0      | 46     | 0     |
|            | 2Q2005 | 2     | 21     | 0   | 0 | 0      | 58     | 0     |
|            | 3Q2005 | 2     | 16     | 0   | 0 | 0      | 39     | 0     |
|            | CY2005 | 1     | 15     | 0   | 0 | 0      | 62     | 0     |
| Martin     | 1Q2005 | 66    | 795    | 0   | 0 | 0      | 22     | 0     |
|            | 2Q2005 | 4     | 52     | 0   | 0 | 0      | 21     | 0     |
|            | 3Q2005 | 4     | 43     | 0   | 0 | 0      | 21     | 0     |
|            | CY2005 | 5     | 51     | 0   | 0 | 0      | 70     | 0     |
| Miami-Dade | 1Q2005 | 2,638 | 27,889 | 0   | 0 | 29,519 | 34,300 | 3,910 |
|            | 2Q2005 | 2,589 | 26,037 | 111 | 0 | 29,260 | 34,840 | 3,695 |
|            | 3Q2005 | 2,873 | 26,880 | 4   | 0 | 29,129 | 34,859 | 3,723 |
|            | CY2005 | 3,126 | 27,262 | 0   | 0 | 29,240 | 35,009 | 3,651 |
| Monroe     | 1Q2005 | 0     | 6      | 0   | 0 | 0      | 28     | 0     |
|            | 2Q2005 | 0     | 6      | 0   | 0 | 0      | 37     | 0     |
|            | 3Q2005 | 0     | 2      | 0   | 0 | 0      | 23     | 0     |
|            | CY2005 | 0     | 0      | 0   | 0 | 0      | 19     | 0     |
| Nassau     | 1Q2005 | 2     | 19     | 0   | 0 | 0      | 1,066  | 0     |
|            | 2Q2005 | 2     | 22     | 0   | 0 | 0      | 1,091  | 0     |
|            | 3Q2005 | 3     | 35     | 0   | 0 | 0      | 1,118  | 0     |
|            | CY2005 | 3     | 32     | 0   | 0 | 0      | 1,172  | 0     |
| Okaloosa   | 1Q2005 | 0     | 0      | 0   | 0 | 0      | 6      | 0     |
|            | 2Q2005 | 0     | 0      | 0   | 0 | 0      | 3      | 0     |
|            | 3Q2005 | 0     | 0      | 0   | 0 | 0      | 1      | 0     |
|            | CY2005 | 0     | 0      | 0   | 0 | 0      | 12     | 0     |
| Okeechobee | 1Q2005 | 0     | 0      | 0   | 0 | 0      | 15     | 0     |
|            | 2Q2005 | 0     | 0      | 0   | 0 | 0      | 16     | 0     |
|            | 3Q2005 | 0     | 0      | 0   | 0 | 0      | 13     | 0     |
|            | CY2005 | 0     | 0      | 0   | 0 | 0      | 21     | 0     |
| Orange     | 1Q2005 | 94    | 1,136  | 0   | 0 | 0      | 7,128  | 0     |
|            | 2Q2005 | 101   | 1,167  | 0   | 0 | 0      | 7,729  | 0     |
|            | 3Q2005 | 111   | 1,181  | 0   | 0 | 0      | 8,204  | 0     |
|            | CY2005 | 127   | 1,197  | 59  | 0 | 0      | 8,562  | 0     |
| Osceola    | 1Q2005 | 77    | 923    | 0   | 0 | 0      | 1,574  | 0     |
|            | 2Q2005 | 53    | 614    | 0   | 0 | 0      | 1,785  | 0     |
|            | 3Q2005 | 55    | 588    | 0   | 0 | 0      | 1,982  | 0     |
|            | CY2005 | 23    | 228    | 0   | 0 | 0      | 2,089  | 0     |
| Other      | 1Q2005 | 0     | 0      | 0   | 0 | 0      | 0      | 0     |
|            | 2Q2005 | 0     | 0      | 0   | 0 | 0      | 0      | 0     |
|            | 3Q2005 | 0     | 0      | 0   | 0 | 0      | 0      | 0     |
|            | CY2005 | 0     | 0      | 0   | 0 | 0      | 0      | 0     |
| Palm Beach | 1Q2005 | 498   | 4,689  | 0   | 0 | 9,623  | 44,238 | 1,321 |
|            | 2Q2005 | 545   | 4,961  | 0   | 0 | 10,044 | 44,794 | 1,332 |
|            | 3Q2005 | 582   | 4,916  | 0   | 0 | 10,088 | 44,542 | 1,294 |
|            | CY2005 | 650   | 5,131  | 64  | 0 | 10,040 | 44,584 | 1,240 |

# Managed Care Enrollment by Company by Market Segment by County at Quarter End as of December 31, 2005

|            |        |     |       |     |   |   |        |    |
|------------|--------|-----|-------|-----|---|---|--------|----|
| Pasco      | 1Q2005 | 7   | 78    | 0   | 0 | 0 | 13,991 | 0  |
|            | 2Q2005 | 7   | 80    | 0   | 0 | 0 | 14,451 | 0  |
|            | 3Q2005 | 13  | 142   | 0   | 0 | 0 | 14,842 | 0  |
|            | CY2005 | 18  | 177   | 0   | 0 | 0 | 15,254 | 0  |
| Pinellas   | 1Q2005 | 535 | 6,424 | 0   | 0 | 0 | 23,438 | 33 |
|            | 2Q2005 | 564 | 6,485 | 0   | 0 | 0 | 24,228 | 31 |
|            | 3Q2005 | 558 | 5,916 | 0   | 0 | 0 | 24,049 | 29 |
|            | CY2005 | 643 | 6,326 | 0   | 0 | 0 | 24,800 | 30 |
| Polk       | 1Q2005 | 19  | 225   | 0   | 0 | 0 | 78     | 0  |
|            | 2Q2005 | 14  | 163   | 0   | 0 | 0 | 87     | 0  |
|            | 3Q2005 | 9   | 98    | 0   | 0 | 0 | 50     | 0  |
|            | CY2005 | 10  | 85    | 10  | 0 | 0 | 96     | 0  |
| Putnam     | 1Q2005 | 1   | 6     | 0   | 0 | 0 | 16     | 0  |
|            | 2Q2005 | 1   | 6     | 0   | 0 | 0 | 16     | 0  |
|            | 3Q2005 | 1   | 6     | 0   | 0 | 0 | 14     | 0  |
|            | CY2005 | 1   | 6     | 0   | 0 | 0 | 23     | 0  |
| Santa Rosa | 1Q2005 | 2   | 27    | 0   | 0 | 0 | 1      | 0  |
|            | 2Q2005 | 3   | 32    | 0   | 0 | 0 | 2      | 0  |
|            | 3Q2005 | 0   | 0     | 0   | 0 | 0 | 1      | 0  |
|            | CY2005 | 0   | 0     | 0   | 0 | 0 | 19     | 0  |
| Sarasota   | 1Q2005 | 0   | 0     | 0   | 0 | 0 | 29     | 0  |
|            | 2Q2005 | 0   | 0     | 0   | 0 | 0 | 47     | 0  |
|            | 3Q2005 | 0   | 0     | 0   | 0 | 0 | 18     | 0  |
|            | CY2005 | 0   | 0     | 0   | 0 | 0 | 33     | 0  |
| Seminole   | 1Q2005 | 73  | 885   | 0   | 0 | 0 | 2,130  | 0  |
|            | 2Q2005 | 84  | 969   | 0   | 0 | 0 | 2,350  | 0  |
|            | 3Q2005 | 88  | 933   | 0   | 0 | 0 | 2,676  | 0  |
|            | CY2005 | 98  | 971   | 0   | 0 | 0 | 2,842  | 0  |
| St. Johns  | 1Q2005 | 3   | 42    | 0   | 0 | 0 | 450    | 0  |
|            | 2Q2005 | 6   | 69    | 0   | 0 | 0 | 561    | 0  |
|            | 3Q2005 | 7   | 74    | 0   | 0 | 0 | 636    | 0  |
|            | CY2005 | 8   | 75    | 0   | 0 | 0 | 755    | 0  |
| St. Lucie  | 1Q2005 | 323 | 3,272 | 627 | 0 | 0 | 46     | 0  |
|            | 2Q2005 | 278 | 2,711 | 504 | 0 | 0 | 46     | 0  |
|            | 3Q2005 | 319 | 2,807 | 597 | 0 | 0 | 35     | 0  |
|            | CY2005 | 316 | 3,120 | 7   | 0 | 0 | 122    | 0  |
| Sumter     | 1Q2005 | 3   | 30    | 0   | 0 | 0 | 20     | 0  |
|            | 2Q2005 | 3   | 32    | 0   | 0 | 0 | 26     | 0  |
|            | 3Q2005 | 1   | 8     | 0   | 0 | 0 | 17     | 0  |
|            | CY2005 | 1   | 8     | 0   | 0 | 0 | 24     | 0  |
| Suwannee   | 1Q2005 | 12  | 148   | 0   | 0 | 0 | 6      | 0  |
|            | 2Q2005 | 11  | 122   | 0   | 0 | 0 | 6      | 0  |
|            | 3Q2005 | 11  | 114   | 0   | 0 | 0 | 7      | 0  |
|            | CY2005 | 8   | 81    | 0   | 0 | 0 | 17     | 0  |
| Taylor     | 1Q2005 | 0   | 0     | 0   | 0 | 0 | 2      | 0  |
|            | 2Q2005 | 0   | 0     | 0   | 0 | 0 | 4      | 0  |
|            | 3Q2005 | 0   | 0     | 0   | 0 | 0 | 4      | 0  |
|            | CY2005 | 0   | 0     | 0   | 0 | 0 | 7      | 0  |
| Union      | 1Q2005 | 2   | -25   | 52  | 0 | 0 | 0      | 0  |
|            | 2Q2005 | 0   | -13   | 42  | 0 | 0 | 0      | 0  |
|            | 3Q2005 | 2   | 26    | 0   | 0 | 0 | 0      | 0  |
|            | CY2005 | 0   | 1     | 0   | 0 | 0 | 1      | 0  |

# Managed Care Enrollment by Company by Market Segment by County at Quarter End as of December 31, 2005

|            |        |    |     |    |   |   |        |   |
|------------|--------|----|-----|----|---|---|--------|---|
| Volusia    | 1Q2005 | 24 | 288 | 0  | 0 | 0 | 18,511 | 0 |
|            | 2Q2005 | 20 | 235 | 0  | 0 | 0 | 18,743 | 0 |
|            | 3Q2005 | 22 | 229 | 0  | 0 | 0 | 18,828 | 0 |
|            | CY2005 | 26 | 224 | 31 | 0 | 0 | 18,971 | 0 |
| Wakulla    | 1Q2005 | 0  | 0   | 0  | 0 | 0 | 0      | 0 |
|            | 2Q2005 | 0  | 0   | 0  | 0 | 0 | 0      | 0 |
|            | 3Q2005 | 0  | 0   | 0  | 0 | 0 | 0      | 0 |
|            | CY2005 | 0  | 0   | 0  | 0 | 0 | 2      | 0 |
| Walton     | 1Q2005 | 0  | 0   | 0  | 0 | 0 | 1      | 0 |
|            | 2Q2005 | 0  | 0   | 0  | 0 | 0 | 0      | 0 |
|            | 3Q2005 | 0  | 0   | 0  | 0 | 0 | 0      | 0 |
|            | CY2005 | 0  | 0   | 0  | 0 | 0 | 6      | 0 |
| Washington | 1Q2005 | 0  | 3   | 0  | 0 | 0 | 1      | 0 |
|            | 2Q2005 | 0  | 0   | 0  | 0 | 0 | 1      | 0 |
|            | 3Q2005 | 0  | 0   | 0  | 0 | 0 | 0      | 0 |
|            | CY2005 | 0  | 0   | 0  | 0 | 0 | 1      | 0 |

# Managed Care Enrollment by Company by Market Segment by County at Quarter End as of December 31, 2005

**LEON MEDICAL CENTERS HEALTH PLANS, INC.**

NAIC Company Code

11532

|           |        | SMALL GROUP | LARGE GROUP | INDIVIDUAL | HEALTHY KIDS | MEDICAID | MEDICARE | FEDERAL EMPLOYEES |
|-----------|--------|-------------|-------------|------------|--------------|----------|----------|-------------------|
| Alachua   | 1Q2005 | 0           | 0           | 0          | 0            | 0        | 0        | 0                 |
|           | 2Q2005 | 0           | 0           | 0          | 0            | 0        | 0        | 0                 |
|           | 3Q2005 | 0           | 0           | 0          | 0            | 0        | 0        | 0                 |
|           | CY2005 | 0           | 0           | 0          | 0            | 0        | 0        | 0                 |
| Baker     | 1Q2005 | 0           | 0           | 0          | 0            | 0        | 0        | 0                 |
|           | 2Q2005 | 0           | 0           | 0          | 0            | 0        | 0        | 0                 |
|           | 3Q2005 | 0           | 0           | 0          | 0            | 0        | 0        | 0                 |
|           | CY2005 | 0           | 0           | 0          | 0            | 0        | 0        | 0                 |
| Bay       | 1Q2005 | 0           | 0           | 0          | 0            | 0        | 0        | 0                 |
|           | 2Q2005 | 0           | 0           | 0          | 0            | 0        | 0        | 0                 |
|           | 3Q2005 | 0           | 0           | 0          | 0            | 0        | 0        | 0                 |
|           | CY2005 | 0           | 0           | 0          | 0            | 0        | 0        | 0                 |
| Bradford  | 1Q2005 | 0           | 0           | 0          | 0            | 0        | 0        | 0                 |
|           | 2Q2005 | 0           | 0           | 0          | 0            | 0        | 0        | 0                 |
|           | 3Q2005 | 0           | 0           | 0          | 0            | 0        | 0        | 0                 |
|           | CY2005 | 0           | 0           | 0          | 0            | 0        | 0        | 0                 |
| Brevard   | 1Q2005 | 0           | 0           | 0          | 0            | 0        | 0        | 0                 |
|           | 2Q2005 | 0           | 0           | 0          | 0            | 0        | 0        | 0                 |
|           | 3Q2005 | 0           | 0           | 0          | 0            | 0        | 0        | 0                 |
|           | CY2005 | 0           | 0           | 0          | 0            | 0        | 0        | 0                 |
| Broward   | 1Q2005 | 0           | 0           | 0          | 0            | 0        | 0        | 0                 |
|           | 2Q2005 | 0           | 0           | 0          | 0            | 0        | 0        | 0                 |
|           | 3Q2005 | 0           | 0           | 0          | 0            | 0        | 0        | 0                 |
|           | CY2005 | 0           | 0           | 0          | 0            | 0        | 0        | 0                 |
| Calhoun   | 1Q2005 | 0           | 0           | 0          | 0            | 0        | 0        | 0                 |
|           | 2Q2005 | 0           | 0           | 0          | 0            | 0        | 0        | 0                 |
|           | 3Q2005 | 0           | 0           | 0          | 0            | 0        | 0        | 0                 |
|           | CY2005 | 0           | 0           | 0          | 0            | 0        | 0        | 0                 |
| Charlotte | 1Q2005 | 0           | 0           | 0          | 0            | 0        | 0        | 0                 |
|           | 2Q2005 | 0           | 0           | 0          | 0            | 0        | 0        | 0                 |
|           | 3Q2005 | 0           | 0           | 0          | 0            | 0        | 0        | 0                 |
|           | CY2005 | 0           | 0           | 0          | 0            | 0        | 0        | 0                 |
| Citrus    | 1Q2005 | 0           | 0           | 0          | 0            | 0        | 0        | 0                 |
|           | 2Q2005 | 0           | 0           | 0          | 0            | 0        | 0        | 0                 |
|           | 3Q2005 | 0           | 0           | 0          | 0            | 0        | 0        | 0                 |
|           | CY2005 | 0           | 0           | 0          | 0            | 0        | 0        | 0                 |
| Clay      | 1Q2005 | 0           | 0           | 0          | 0            | 0        | 0        | 0                 |
|           | 2Q2005 | 0           | 0           | 0          | 0            | 0        | 0        | 0                 |
|           | 3Q2005 | 0           | 0           | 0          | 0            | 0        | 0        | 0                 |
|           | CY2005 | 0           | 0           | 0          | 0            | 0        | 0        | 0                 |
| Collier   | 1Q2005 | 0           | 0           | 0          | 0            | 0        | 0        | 0                 |
|           | 2Q2005 | 0           | 0           | 0          | 0            | 0        | 0        | 0                 |
|           | 3Q2005 | 0           | 0           | 0          | 0            | 0        | 0        | 0                 |
|           | CY2005 | 0           | 0           | 0          | 0            | 0        | 0        | 0                 |
| Columbia  | 1Q2005 | 0           | 0           | 0          | 0            | 0        | 0        | 0                 |
|           | 2Q2005 | 0           | 0           | 0          | 0            | 0        | 0        | 0                 |
|           | 3Q2005 | 0           | 0           | 0          | 0            | 0        | 0        | 0                 |
|           | CY2005 | 0           | 0           | 0          | 0            | 0        | 0        | 0                 |

# Managed Care Enrollment by Company by Market Segment by County at Quarter End as of December 31, 2005

|           |        |   |   |   |   |   |   |   |
|-----------|--------|---|---|---|---|---|---|---|
| De Soto   | 1Q2005 | 0 | 0 | 0 | 0 | 0 | 0 | 0 |
|           | 2Q2005 | 0 | 0 | 0 | 0 | 0 | 0 | 0 |
|           | 3Q2005 | 0 | 0 | 0 | 0 | 0 | 0 | 0 |
|           | CY2005 | 0 | 0 | 0 | 0 | 0 | 0 | 0 |
| Dixie     | 1Q2005 | 0 | 0 | 0 | 0 | 0 | 0 | 0 |
|           | 2Q2005 | 0 | 0 | 0 | 0 | 0 | 0 | 0 |
|           | 3Q2005 | 0 | 0 | 0 | 0 | 0 | 0 | 0 |
|           | CY2005 | 0 | 0 | 0 | 0 | 0 | 0 | 0 |
| Duval     | 1Q2005 | 0 | 0 | 0 | 0 | 0 | 0 | 0 |
|           | 2Q2005 | 0 | 0 | 0 | 0 | 0 | 0 | 0 |
|           | 3Q2005 | 0 | 0 | 0 | 0 | 0 | 0 | 0 |
|           | CY2005 | 0 | 0 | 0 | 0 | 0 | 0 | 0 |
| Escambia  | 1Q2005 | 0 | 0 | 0 | 0 | 0 | 0 | 0 |
|           | 2Q2005 | 0 | 0 | 0 | 0 | 0 | 0 | 0 |
|           | 3Q2005 | 0 | 0 | 0 | 0 | 0 | 0 | 0 |
|           | CY2005 | 0 | 0 | 0 | 0 | 0 | 0 | 0 |
| Flagler   | 1Q2005 | 0 | 0 | 0 | 0 | 0 | 0 | 0 |
|           | 2Q2005 | 0 | 0 | 0 | 0 | 0 | 0 | 0 |
|           | 3Q2005 | 0 | 0 | 0 | 0 | 0 | 0 | 0 |
|           | CY2005 | 0 | 0 | 0 | 0 | 0 | 0 | 0 |
| Franklin  | 1Q2005 | 0 | 0 | 0 | 0 | 0 | 0 | 0 |
|           | 2Q2005 | 0 | 0 | 0 | 0 | 0 | 0 | 0 |
|           | 3Q2005 | 0 | 0 | 0 | 0 | 0 | 0 | 0 |
|           | CY2005 | 0 | 0 | 0 | 0 | 0 | 0 | 0 |
| Gadsden   | 1Q2005 | 0 | 0 | 0 | 0 | 0 | 0 | 0 |
|           | 2Q2005 | 0 | 0 | 0 | 0 | 0 | 0 | 0 |
|           | 3Q2005 | 0 | 0 | 0 | 0 | 0 | 0 | 0 |
|           | CY2005 | 0 | 0 | 0 | 0 | 0 | 0 | 0 |
| Gilchrist | 1Q2005 | 0 | 0 | 0 | 0 | 0 | 0 | 0 |
|           | 2Q2005 | 0 | 0 | 0 | 0 | 0 | 0 | 0 |
|           | 3Q2005 | 0 | 0 | 0 | 0 | 0 | 0 | 0 |
|           | CY2005 | 0 | 0 | 0 | 0 | 0 | 0 | 0 |
| Glades    | 1Q2005 | 0 | 0 | 0 | 0 | 0 | 0 | 0 |
|           | 2Q2005 | 0 | 0 | 0 | 0 | 0 | 0 | 0 |
|           | 3Q2005 | 0 | 0 | 0 | 0 | 0 | 0 | 0 |
|           | CY2005 | 0 | 0 | 0 | 0 | 0 | 0 | 0 |
| Gulf      | 1Q2005 | 0 | 0 | 0 | 0 | 0 | 0 | 0 |
|           | 2Q2005 | 0 | 0 | 0 | 0 | 0 | 0 | 0 |
|           | 3Q2005 | 0 | 0 | 0 | 0 | 0 | 0 | 0 |
|           | CY2005 | 0 | 0 | 0 | 0 | 0 | 0 | 0 |
| Hamilton  | 1Q2005 | 0 | 0 | 0 | 0 | 0 | 0 | 0 |
|           | 2Q2005 | 0 | 0 | 0 | 0 | 0 | 0 | 0 |
|           | 3Q2005 | 0 | 0 | 0 | 0 | 0 | 0 | 0 |
|           | CY2005 | 0 | 0 | 0 | 0 | 0 | 0 | 0 |
| Hardee    | 1Q2005 | 0 | 0 | 0 | 0 | 0 | 0 | 0 |
|           | 2Q2005 | 0 | 0 | 0 | 0 | 0 | 0 | 0 |
|           | 3Q2005 | 0 | 0 | 0 | 0 | 0 | 0 | 0 |
|           | CY2005 | 0 | 0 | 0 | 0 | 0 | 0 | 0 |
| Hendry    | 1Q2005 | 0 | 0 | 0 | 0 | 0 | 0 | 0 |
|           | 2Q2005 | 0 | 0 | 0 | 0 | 0 | 0 | 0 |
|           | 3Q2005 | 0 | 0 | 0 | 0 | 0 | 0 | 0 |
|           | CY2005 | 0 | 0 | 0 | 0 | 0 | 0 | 0 |

# Managed Care Enrollment by Company by Market Segment by County at Quarter End as of December 31, 2005

|              |        |   |   |   |   |   |   |   |
|--------------|--------|---|---|---|---|---|---|---|
| Hernando     | 1Q2005 | 0 | 0 | 0 | 0 | 0 | 0 | 0 |
|              | 2Q2005 | 0 | 0 | 0 | 0 | 0 | 0 | 0 |
|              | 3Q2005 | 0 | 0 | 0 | 0 | 0 | 0 | 0 |
|              | CY2005 | 0 | 0 | 0 | 0 | 0 | 0 | 0 |
| Highlands    | 1Q2005 | 0 | 0 | 0 | 0 | 0 | 0 | 0 |
|              | 2Q2005 | 0 | 0 | 0 | 0 | 0 | 0 | 0 |
|              | 3Q2005 | 0 | 0 | 0 | 0 | 0 | 0 | 0 |
|              | CY2005 | 0 | 0 | 0 | 0 | 0 | 0 | 0 |
| Hillsborough | 1Q2005 | 0 | 0 | 0 | 0 | 0 | 0 | 0 |
|              | 2Q2005 | 0 | 0 | 0 | 0 | 0 | 0 | 0 |
|              | 3Q2005 | 0 | 0 | 0 | 0 | 0 | 0 | 0 |
|              | CY2005 | 0 | 0 | 0 | 0 | 0 | 0 | 0 |
| Holmes       | 1Q2005 | 0 | 0 | 0 | 0 | 0 | 0 | 0 |
|              | 2Q2005 | 0 | 0 | 0 | 0 | 0 | 0 | 0 |
|              | 3Q2005 | 0 | 0 | 0 | 0 | 0 | 0 | 0 |
|              | CY2005 | 0 | 0 | 0 | 0 | 0 | 0 | 0 |
| Indian River | 1Q2005 | 0 | 0 | 0 | 0 | 0 | 0 | 0 |
|              | 2Q2005 | 0 | 0 | 0 | 0 | 0 | 0 | 0 |
|              | 3Q2005 | 0 | 0 | 0 | 0 | 0 | 0 | 0 |
|              | CY2005 | 0 | 0 | 0 | 0 | 0 | 0 | 0 |
| Jackson      | 1Q2005 | 0 | 0 | 0 | 0 | 0 | 0 | 0 |
|              | 2Q2005 | 0 | 0 | 0 | 0 | 0 | 0 | 0 |
|              | 3Q2005 | 0 | 0 | 0 | 0 | 0 | 0 | 0 |
|              | CY2005 | 0 | 0 | 0 | 0 | 0 | 0 | 0 |
| Jefferson    | 1Q2005 | 0 | 0 | 0 | 0 | 0 | 0 | 0 |
|              | 2Q2005 | 0 | 0 | 0 | 0 | 0 | 0 | 0 |
|              | 3Q2005 | 0 | 0 | 0 | 0 | 0 | 0 | 0 |
|              | CY2005 | 0 | 0 | 0 | 0 | 0 | 0 | 0 |
| Lafayette    | 1Q2005 | 0 | 0 | 0 | 0 | 0 | 0 | 0 |
|              | 2Q2005 | 0 | 0 | 0 | 0 | 0 | 0 | 0 |
|              | 3Q2005 | 0 | 0 | 0 | 0 | 0 | 0 | 0 |
|              | CY2005 | 0 | 0 | 0 | 0 | 0 | 0 | 0 |
| Lake         | 1Q2005 | 0 | 0 | 0 | 0 | 0 | 0 | 0 |
|              | 2Q2005 | 0 | 0 | 0 | 0 | 0 | 0 | 0 |
|              | 3Q2005 | 0 | 0 | 0 | 0 | 0 | 0 | 0 |
|              | CY2005 | 0 | 0 | 0 | 0 | 0 | 0 | 0 |
| Lee          | 1Q2005 | 0 | 0 | 0 | 0 | 0 | 0 | 0 |
|              | 2Q2005 | 0 | 0 | 0 | 0 | 0 | 0 | 0 |
|              | 3Q2005 | 0 | 0 | 0 | 0 | 0 | 0 | 0 |
|              | CY2005 | 0 | 0 | 0 | 0 | 0 | 0 | 0 |
| Leon         | 1Q2005 | 0 | 0 | 0 | 0 | 0 | 0 | 0 |
|              | 2Q2005 | 0 | 0 | 0 | 0 | 0 | 0 | 0 |
|              | 3Q2005 | 0 | 0 | 0 | 0 | 0 | 0 | 0 |
|              | CY2005 | 0 | 0 | 0 | 0 | 0 | 0 | 0 |
| Levy         | 1Q2005 | 0 | 0 | 0 | 0 | 0 | 0 | 0 |
|              | 2Q2005 | 0 | 0 | 0 | 0 | 0 | 0 | 0 |
|              | 3Q2005 | 0 | 0 | 0 | 0 | 0 | 0 | 0 |
|              | CY2005 | 0 | 0 | 0 | 0 | 0 | 0 | 0 |
| Liberty      | 1Q2005 | 0 | 0 | 0 | 0 | 0 | 0 | 0 |
|              | 2Q2005 | 0 | 0 | 0 | 0 | 0 | 0 | 0 |
|              | 3Q2005 | 0 | 0 | 0 | 0 | 0 | 0 | 0 |
|              | CY2005 | 0 | 0 | 0 | 0 | 0 | 0 | 0 |

# Managed Care Enrollment by Company by Market Segment by County at Quarter End as of December 31, 2005

|            |        |   |   |   |   |   |        |   |
|------------|--------|---|---|---|---|---|--------|---|
| Madison    | 1Q2005 | 0 | 0 | 0 | 0 | 0 | 0      | 0 |
|            | 2Q2005 | 0 | 0 | 0 | 0 | 0 | 0      | 0 |
|            | 3Q2005 | 0 | 0 | 0 | 0 | 0 | 0      | 0 |
|            | CY2005 | 0 | 0 | 0 | 0 | 0 | 0      | 0 |
| Manatee    | 1Q2005 | 0 | 0 | 0 | 0 | 0 | 0      | 0 |
|            | 2Q2005 | 0 | 0 | 0 | 0 | 0 | 0      | 0 |
|            | 3Q2005 | 0 | 0 | 0 | 0 | 0 | 0      | 0 |
|            | CY2005 | 0 | 0 | 0 | 0 | 0 | 0      | 0 |
| Marion     | 1Q2005 | 0 | 0 | 0 | 0 | 0 | 0      | 0 |
|            | 2Q2005 | 0 | 0 | 0 | 0 | 0 | 0      | 0 |
|            | 3Q2005 | 0 | 0 | 0 | 0 | 0 | 0      | 0 |
|            | CY2005 | 0 | 0 | 0 | 0 | 0 | 0      | 0 |
| Martin     | 1Q2005 | 0 | 0 | 0 | 0 | 0 | 0      | 0 |
|            | 2Q2005 | 0 | 0 | 0 | 0 | 0 | 0      | 0 |
|            | 3Q2005 | 0 | 0 | 0 | 0 | 0 | 0      | 0 |
|            | CY2005 | 0 | 0 | 0 | 0 | 0 | 0      | 0 |
| Miami-Dade | 1Q2005 | 0 | 0 | 0 | 0 | 0 | 0      | 0 |
|            | 2Q2005 | 0 | 0 | 0 | 0 | 0 | 380    | 0 |
|            | 3Q2005 | 0 | 0 | 0 | 0 | 0 | 16,505 | 0 |
|            | CY2005 | 0 | 0 | 0 | 0 | 0 | 19,465 | 0 |
| Monroe     | 1Q2005 | 0 | 0 | 0 | 0 | 0 | 0      | 0 |
|            | 2Q2005 | 0 | 0 | 0 | 0 | 0 | 0      | 0 |
|            | 3Q2005 | 0 | 0 | 0 | 0 | 0 | 0      | 0 |
|            | CY2005 | 0 | 0 | 0 | 0 | 0 | 0      | 0 |
| Nassau     | 1Q2005 | 0 | 0 | 0 | 0 | 0 | 0      | 0 |
|            | 2Q2005 | 0 | 0 | 0 | 0 | 0 | 0      | 0 |
|            | 3Q2005 | 0 | 0 | 0 | 0 | 0 | 0      | 0 |
|            | CY2005 | 0 | 0 | 0 | 0 | 0 | 0      | 0 |
| Okaloosa   | 1Q2005 | 0 | 0 | 0 | 0 | 0 | 0      | 0 |
|            | 2Q2005 | 0 | 0 | 0 | 0 | 0 | 0      | 0 |
|            | 3Q2005 | 0 | 0 | 0 | 0 | 0 | 0      | 0 |
|            | CY2005 | 0 | 0 | 0 | 0 | 0 | 0      | 0 |
| Okeechobee | 1Q2005 | 0 | 0 | 0 | 0 | 0 | 0      | 0 |
|            | 2Q2005 | 0 | 0 | 0 | 0 | 0 | 0      | 0 |
|            | 3Q2005 | 0 | 0 | 0 | 0 | 0 | 0      | 0 |
|            | CY2005 | 0 | 0 | 0 | 0 | 0 | 0      | 0 |
| Orange     | 1Q2005 | 0 | 0 | 0 | 0 | 0 | 0      | 0 |
|            | 2Q2005 | 0 | 0 | 0 | 0 | 0 | 0      | 0 |
|            | 3Q2005 | 0 | 0 | 0 | 0 | 0 | 0      | 0 |
|            | CY2005 | 0 | 0 | 0 | 0 | 0 | 0      | 0 |
| Osceola    | 1Q2005 | 0 | 0 | 0 | 0 | 0 | 0      | 0 |
|            | 2Q2005 | 0 | 0 | 0 | 0 | 0 | 0      | 0 |
|            | 3Q2005 | 0 | 0 | 0 | 0 | 0 | 0      | 0 |
|            | CY2005 | 0 | 0 | 0 | 0 | 0 | 0      | 0 |
| Other      | 1Q2005 | 0 | 0 | 0 | 0 | 0 | 0      | 0 |
|            | 2Q2005 | 0 | 0 | 0 | 0 | 0 | 0      | 0 |
|            | 3Q2005 | 0 | 0 | 0 | 0 | 0 | 0      | 0 |
|            | CY2005 | 0 | 0 | 0 | 0 | 0 | 0      | 0 |
| Palm Beach | 1Q2005 | 0 | 0 | 0 | 0 | 0 | 0      | 0 |
|            | 2Q2005 | 0 | 0 | 0 | 0 | 0 | 0      | 0 |
|            | 3Q2005 | 0 | 0 | 0 | 0 | 0 | 0      | 0 |
|            | CY2005 | 0 | 0 | 0 | 0 | 0 | 0      | 0 |

# Managed Care Enrollment by Company by Market Segment by County at Quarter End as of December 31, 2005

|            |        |   |   |   |   |   |   |   |
|------------|--------|---|---|---|---|---|---|---|
| Pasco      | 1Q2005 | 0 | 0 | 0 | 0 | 0 | 0 | 0 |
|            | 2Q2005 | 0 | 0 | 0 | 0 | 0 | 0 | 0 |
|            | 3Q2005 | 0 | 0 | 0 | 0 | 0 | 0 | 0 |
|            | CY2005 | 0 | 0 | 0 | 0 | 0 | 0 | 0 |
| Pinellas   | 1Q2005 | 0 | 0 | 0 | 0 | 0 | 0 | 0 |
|            | 2Q2005 | 0 | 0 | 0 | 0 | 0 | 0 | 0 |
|            | 3Q2005 | 0 | 0 | 0 | 0 | 0 | 0 | 0 |
|            | CY2005 | 0 | 0 | 0 | 0 | 0 | 0 | 0 |
| Polk       | 1Q2005 | 0 | 0 | 0 | 0 | 0 | 0 | 0 |
|            | 2Q2005 | 0 | 0 | 0 | 0 | 0 | 0 | 0 |
|            | 3Q2005 | 0 | 0 | 0 | 0 | 0 | 0 | 0 |
|            | CY2005 | 0 | 0 | 0 | 0 | 0 | 0 | 0 |
| Putnam     | 1Q2005 | 0 | 0 | 0 | 0 | 0 | 0 | 0 |
|            | 2Q2005 | 0 | 0 | 0 | 0 | 0 | 0 | 0 |
|            | 3Q2005 | 0 | 0 | 0 | 0 | 0 | 0 | 0 |
|            | CY2005 | 0 | 0 | 0 | 0 | 0 | 0 | 0 |
| Santa Rosa | 1Q2005 | 0 | 0 | 0 | 0 | 0 | 0 | 0 |
|            | 2Q2005 | 0 | 0 | 0 | 0 | 0 | 0 | 0 |
|            | 3Q2005 | 0 | 0 | 0 | 0 | 0 | 0 | 0 |
|            | CY2005 | 0 | 0 | 0 | 0 | 0 | 0 | 0 |
| Sarasota   | 1Q2005 | 0 | 0 | 0 | 0 | 0 | 0 | 0 |
|            | 2Q2005 | 0 | 0 | 0 | 0 | 0 | 0 | 0 |
|            | 3Q2005 | 0 | 0 | 0 | 0 | 0 | 0 | 0 |
|            | CY2005 | 0 | 0 | 0 | 0 | 0 | 0 | 0 |
| Seminole   | 1Q2005 | 0 | 0 | 0 | 0 | 0 | 0 | 0 |
|            | 2Q2005 | 0 | 0 | 0 | 0 | 0 | 0 | 0 |
|            | 3Q2005 | 0 | 0 | 0 | 0 | 0 | 0 | 0 |
|            | CY2005 | 0 | 0 | 0 | 0 | 0 | 0 | 0 |
| St. Johns  | 1Q2005 | 0 | 0 | 0 | 0 | 0 | 0 | 0 |
|            | 2Q2005 | 0 | 0 | 0 | 0 | 0 | 0 | 0 |
|            | 3Q2005 | 0 | 0 | 0 | 0 | 0 | 0 | 0 |
|            | CY2005 | 0 | 0 | 0 | 0 | 0 | 0 | 0 |
| St. Lucie  | 1Q2005 | 0 | 0 | 0 | 0 | 0 | 0 | 0 |
|            | 2Q2005 | 0 | 0 | 0 | 0 | 0 | 0 | 0 |
|            | 3Q2005 | 0 | 0 | 0 | 0 | 0 | 0 | 0 |
|            | CY2005 | 0 | 0 | 0 | 0 | 0 | 0 | 0 |
| Sumter     | 1Q2005 | 0 | 0 | 0 | 0 | 0 | 0 | 0 |
|            | 2Q2005 | 0 | 0 | 0 | 0 | 0 | 0 | 0 |
|            | 3Q2005 | 0 | 0 | 0 | 0 | 0 | 0 | 0 |
|            | CY2005 | 0 | 0 | 0 | 0 | 0 | 0 | 0 |
| Suwannee   | 1Q2005 | 0 | 0 | 0 | 0 | 0 | 0 | 0 |
|            | 2Q2005 | 0 | 0 | 0 | 0 | 0 | 0 | 0 |
|            | 3Q2005 | 0 | 0 | 0 | 0 | 0 | 0 | 0 |
|            | CY2005 | 0 | 0 | 0 | 0 | 0 | 0 | 0 |
| Taylor     | 1Q2005 | 0 | 0 | 0 | 0 | 0 | 0 | 0 |
|            | 2Q2005 | 0 | 0 | 0 | 0 | 0 | 0 | 0 |
|            | 3Q2005 | 0 | 0 | 0 | 0 | 0 | 0 | 0 |
|            | CY2005 | 0 | 0 | 0 | 0 | 0 | 0 | 0 |
| Union      | 1Q2005 | 0 | 0 | 0 | 0 | 0 | 0 | 0 |
|            | 2Q2005 | 0 | 0 | 0 | 0 | 0 | 0 | 0 |
|            | 3Q2005 | 0 | 0 | 0 | 0 | 0 | 0 | 0 |
|            | CY2005 | 0 | 0 | 0 | 0 | 0 | 0 | 0 |

# Managed Care Enrollment by Company by Market Segment by County at Quarter End as of December 31, 2005

|            |        |   |   |   |   |   |   |   |
|------------|--------|---|---|---|---|---|---|---|
| Volusia    | 1Q2005 | 0 | 0 | 0 | 0 | 0 | 0 | 0 |
|            | 2Q2005 | 0 | 0 | 0 | 0 | 0 | 0 | 0 |
|            | 3Q2005 | 0 | 0 | 0 | 0 | 0 | 0 | 0 |
|            | CY2005 | 0 | 0 | 0 | 0 | 0 | 0 | 0 |
| Wakulla    | 1Q2005 | 0 | 0 | 0 | 0 | 0 | 0 | 0 |
|            | 2Q2005 | 0 | 0 | 0 | 0 | 0 | 0 | 0 |
|            | 3Q2005 | 0 | 0 | 0 | 0 | 0 | 0 | 0 |
|            | CY2005 | 0 | 0 | 0 | 0 | 0 | 0 | 0 |
| Walton     | 1Q2005 | 0 | 0 | 0 | 0 | 0 | 0 | 0 |
|            | 2Q2005 | 0 | 0 | 0 | 0 | 0 | 0 | 0 |
|            | 3Q2005 | 0 | 0 | 0 | 0 | 0 | 0 | 0 |
|            | CY2005 | 0 | 0 | 0 | 0 | 0 | 0 | 0 |
| Washington | 1Q2005 | 0 | 0 | 0 | 0 | 0 | 0 | 0 |
|            | 2Q2005 | 0 | 0 | 0 | 0 | 0 | 0 | 0 |
|            | 3Q2005 | 0 | 0 | 0 | 0 | 0 | 0 | 0 |
|            | CY2005 | 0 | 0 | 0 | 0 | 0 | 0 | 0 |

# Managed Care Enrollment by Company by Market Segment by County at Quarter End as of December 31, 2005

| MEDICA HEALTHCARE PLANS, INC. |        | NAIC Company Code |             |            |              |          |          | 12155             |
|-------------------------------|--------|-------------------|-------------|------------|--------------|----------|----------|-------------------|
|                               |        | SMALL GROUP       | LARGE GROUP | INDIVIDUAL | HEALTHY KIDS | MEDICAID | MEDICARE | FEDERAL EMPLOYEES |
| Alachua                       | 1Q2005 | 0                 | 0           | 0          | 0            | 0        | 0        | 0                 |
|                               | 2Q2005 | 0                 | 0           | 0          | 0            | 0        | 0        | 0                 |
|                               | 3Q2005 | 0                 | 0           | 0          | 0            | 0        | 0        | 0                 |
|                               | CY2005 | 0                 | 0           | 0          | 0            | 0        | 0        | 0                 |
| Baker                         | 1Q2005 | 0                 | 0           | 0          | 0            | 0        | 0        | 0                 |
|                               | 2Q2005 | 0                 | 0           | 0          | 0            | 0        | 0        | 0                 |
|                               | 3Q2005 | 0                 | 0           | 0          | 0            | 0        | 0        | 0                 |
|                               | CY2005 | 0                 | 0           | 0          | 0            | 0        | 0        | 0                 |
| Bay                           | 1Q2005 | 0                 | 0           | 0          | 0            | 0        | 0        | 0                 |
|                               | 2Q2005 | 0                 | 0           | 0          | 0            | 0        | 0        | 0                 |
|                               | 3Q2005 | 0                 | 0           | 0          | 0            | 0        | 0        | 0                 |
|                               | CY2005 | 0                 | 0           | 0          | 0            | 0        | 0        | 0                 |
| Bradford                      | 1Q2005 | 0                 | 0           | 0          | 0            | 0        | 0        | 0                 |
|                               | 2Q2005 | 0                 | 0           | 0          | 0            | 0        | 0        | 0                 |
|                               | 3Q2005 | 0                 | 0           | 0          | 0            | 0        | 0        | 0                 |
|                               | CY2005 | 0                 | 0           | 0          | 0            | 0        | 0        | 0                 |
| Brevard                       | 1Q2005 | 0                 | 0           | 0          | 0            | 0        | 0        | 0                 |
|                               | 2Q2005 | 0                 | 0           | 0          | 0            | 0        | 0        | 0                 |
|                               | 3Q2005 | 0                 | 0           | 0          | 0            | 0        | 0        | 0                 |
|                               | CY2005 | 0                 | 0           | 0          | 0            | 0        | 0        | 0                 |
| Broward                       | 1Q2005 | 0                 | 0           | 0          | 0            | 0        | 0        | 0                 |
|                               | 2Q2005 | 0                 | 0           | 0          | 0            | 0        | 0        | 0                 |
|                               | 3Q2005 | 0                 | 0           | 0          | 0            | 0        | 10       | 0                 |
|                               | CY2005 | 0                 | 0           | 0          | 0            | 0        | 32       | 0                 |
| Calhoun                       | 1Q2005 | 0                 | 0           | 0          | 0            | 0        | 0        | 0                 |
|                               | 2Q2005 | 0                 | 0           | 0          | 0            | 0        | 0        | 0                 |
|                               | 3Q2005 | 0                 | 0           | 0          | 0            | 0        | 0        | 0                 |
|                               | CY2005 | 0                 | 0           | 0          | 0            | 0        | 0        | 0                 |
| Charlotte                     | 1Q2005 | 0                 | 0           | 0          | 0            | 0        | 0        | 0                 |
|                               | 2Q2005 | 0                 | 0           | 0          | 0            | 0        | 0        | 0                 |
|                               | 3Q2005 | 0                 | 0           | 0          | 0            | 0        | 0        | 0                 |
|                               | CY2005 | 0                 | 0           | 0          | 0            | 0        | 0        | 0                 |
| Citrus                        | 1Q2005 | 0                 | 0           | 0          | 0            | 0        | 0        | 0                 |
|                               | 2Q2005 | 0                 | 0           | 0          | 0            | 0        | 0        | 0                 |
|                               | 3Q2005 | 0                 | 0           | 0          | 0            | 0        | 0        | 0                 |
|                               | CY2005 | 0                 | 0           | 0          | 0            | 0        | 0        | 0                 |
| Clay                          | 1Q2005 | 0                 | 0           | 0          | 0            | 0        | 0        | 0                 |
|                               | 2Q2005 | 0                 | 0           | 0          | 0            | 0        | 0        | 0                 |
|                               | 3Q2005 | 0                 | 0           | 0          | 0            | 0        | 0        | 0                 |
|                               | CY2005 | 0                 | 0           | 0          | 0            | 0        | 0        | 0                 |
| Collier                       | 1Q2005 | 0                 | 0           | 0          | 0            | 0        | 0        | 0                 |
|                               | 2Q2005 | 0                 | 0           | 0          | 0            | 0        | 0        | 0                 |
|                               | 3Q2005 | 0                 | 0           | 0          | 0            | 0        | 0        | 0                 |
|                               | CY2005 | 0                 | 0           | 0          | 0            | 0        | 0        | 0                 |
| Columbia                      | 1Q2005 | 0                 | 0           | 0          | 0            | 0        | 0        | 0                 |
|                               | 2Q2005 | 0                 | 0           | 0          | 0            | 0        | 0        | 0                 |
|                               | 3Q2005 | 0                 | 0           | 0          | 0            | 0        | 0        | 0                 |
|                               | CY2005 | 0                 | 0           | 0          | 0            | 0        | 0        | 0                 |

# Managed Care Enrollment by Company by Market Segment by County at Quarter End as of December 31, 2005

|           |        |   |   |   |   |   |   |   |
|-----------|--------|---|---|---|---|---|---|---|
| De Soto   | 1Q2005 | 0 | 0 | 0 | 0 | 0 | 0 | 0 |
|           | 2Q2005 | 0 | 0 | 0 | 0 | 0 | 0 | 0 |
|           | 3Q2005 | 0 | 0 | 0 | 0 | 0 | 0 | 0 |
|           | CY2005 | 0 | 0 | 0 | 0 | 0 | 0 | 0 |
| Dixie     | 1Q2005 | 0 | 0 | 0 | 0 | 0 | 0 | 0 |
|           | 2Q2005 | 0 | 0 | 0 | 0 | 0 | 0 | 0 |
|           | 3Q2005 | 0 | 0 | 0 | 0 | 0 | 0 | 0 |
|           | CY2005 | 0 | 0 | 0 | 0 | 0 | 0 | 0 |
| Duval     | 1Q2005 | 0 | 0 | 0 | 0 | 0 | 0 | 0 |
|           | 2Q2005 | 0 | 0 | 0 | 0 | 0 | 0 | 0 |
|           | 3Q2005 | 0 | 0 | 0 | 0 | 0 | 0 | 0 |
|           | CY2005 | 0 | 0 | 0 | 0 | 0 | 0 | 0 |
| Escambia  | 1Q2005 | 0 | 0 | 0 | 0 | 0 | 0 | 0 |
|           | 2Q2005 | 0 | 0 | 0 | 0 | 0 | 0 | 0 |
|           | 3Q2005 | 0 | 0 | 0 | 0 | 0 | 0 | 0 |
|           | CY2005 | 0 | 0 | 0 | 0 | 0 | 0 | 0 |
| Flagler   | 1Q2005 | 0 | 0 | 0 | 0 | 0 | 0 | 0 |
|           | 2Q2005 | 0 | 0 | 0 | 0 | 0 | 0 | 0 |
|           | 3Q2005 | 0 | 0 | 0 | 0 | 0 | 0 | 0 |
|           | CY2005 | 0 | 0 | 0 | 0 | 0 | 0 | 0 |
| Franklin  | 1Q2005 | 0 | 0 | 0 | 0 | 0 | 0 | 0 |
|           | 2Q2005 | 0 | 0 | 0 | 0 | 0 | 0 | 0 |
|           | 3Q2005 | 0 | 0 | 0 | 0 | 0 | 0 | 0 |
|           | CY2005 | 0 | 0 | 0 | 0 | 0 | 0 | 0 |
| Gadsden   | 1Q2005 | 0 | 0 | 0 | 0 | 0 | 0 | 0 |
|           | 2Q2005 | 0 | 0 | 0 | 0 | 0 | 0 | 0 |
|           | 3Q2005 | 0 | 0 | 0 | 0 | 0 | 0 | 0 |
|           | CY2005 | 0 | 0 | 0 | 0 | 0 | 0 | 0 |
| Gilchrist | 1Q2005 | 0 | 0 | 0 | 0 | 0 | 0 | 0 |
|           | 2Q2005 | 0 | 0 | 0 | 0 | 0 | 0 | 0 |
|           | 3Q2005 | 0 | 0 | 0 | 0 | 0 | 0 | 0 |
|           | CY2005 | 0 | 0 | 0 | 0 | 0 | 0 | 0 |
| Glades    | 1Q2005 | 0 | 0 | 0 | 0 | 0 | 0 | 0 |
|           | 2Q2005 | 0 | 0 | 0 | 0 | 0 | 0 | 0 |
|           | 3Q2005 | 0 | 0 | 0 | 0 | 0 | 0 | 0 |
|           | CY2005 | 0 | 0 | 0 | 0 | 0 | 0 | 0 |
| Gulf      | 1Q2005 | 0 | 0 | 0 | 0 | 0 | 0 | 0 |
|           | 2Q2005 | 0 | 0 | 0 | 0 | 0 | 0 | 0 |
|           | 3Q2005 | 0 | 0 | 0 | 0 | 0 | 0 | 0 |
|           | CY2005 | 0 | 0 | 0 | 0 | 0 | 0 | 0 |
| Hamilton  | 1Q2005 | 0 | 0 | 0 | 0 | 0 | 0 | 0 |
|           | 2Q2005 | 0 | 0 | 0 | 0 | 0 | 0 | 0 |
|           | 3Q2005 | 0 | 0 | 0 | 0 | 0 | 0 | 0 |
|           | CY2005 | 0 | 0 | 0 | 0 | 0 | 0 | 0 |
| Hardee    | 1Q2005 | 0 | 0 | 0 | 0 | 0 | 0 | 0 |
|           | 2Q2005 | 0 | 0 | 0 | 0 | 0 | 0 | 0 |
|           | 3Q2005 | 0 | 0 | 0 | 0 | 0 | 0 | 0 |
|           | CY2005 | 0 | 0 | 0 | 0 | 0 | 0 | 0 |
| Hendry    | 1Q2005 | 0 | 0 | 0 | 0 | 0 | 0 | 0 |
|           | 2Q2005 | 0 | 0 | 0 | 0 | 0 | 0 | 0 |
|           | 3Q2005 | 0 | 0 | 0 | 0 | 0 | 0 | 0 |
|           | CY2005 | 0 | 0 | 0 | 0 | 0 | 0 | 0 |

# Managed Care Enrollment by Company by Market Segment by County at Quarter End as of December 31, 2005

|              |        |   |   |   |   |   |   |   |
|--------------|--------|---|---|---|---|---|---|---|
| Hernando     | 1Q2005 | 0 | 0 | 0 | 0 | 0 | 0 | 0 |
|              | 2Q2005 | 0 | 0 | 0 | 0 | 0 | 0 | 0 |
|              | 3Q2005 | 0 | 0 | 0 | 0 | 0 | 0 | 0 |
|              | CY2005 | 0 | 0 | 0 | 0 | 0 | 0 | 0 |
| Highlands    | 1Q2005 | 0 | 0 | 0 | 0 | 0 | 0 | 0 |
|              | 2Q2005 | 0 | 0 | 0 | 0 | 0 | 0 | 0 |
|              | 3Q2005 | 0 | 0 | 0 | 0 | 0 | 0 | 0 |
|              | CY2005 | 0 | 0 | 0 | 0 | 0 | 0 | 0 |
| Hillsborough | 1Q2005 | 0 | 0 | 0 | 0 | 0 | 0 | 0 |
|              | 2Q2005 | 0 | 0 | 0 | 0 | 0 | 0 | 0 |
|              | 3Q2005 | 0 | 0 | 0 | 0 | 0 | 0 | 0 |
|              | CY2005 | 0 | 0 | 0 | 0 | 0 | 0 | 0 |
| Holmes       | 1Q2005 | 0 | 0 | 0 | 0 | 0 | 0 | 0 |
|              | 2Q2005 | 0 | 0 | 0 | 0 | 0 | 0 | 0 |
|              | 3Q2005 | 0 | 0 | 0 | 0 | 0 | 0 | 0 |
|              | CY2005 | 0 | 0 | 0 | 0 | 0 | 0 | 0 |
| Indian River | 1Q2005 | 0 | 0 | 0 | 0 | 0 | 0 | 0 |
|              | 2Q2005 | 0 | 0 | 0 | 0 | 0 | 0 | 0 |
|              | 3Q2005 | 0 | 0 | 0 | 0 | 0 | 0 | 0 |
|              | CY2005 | 0 | 0 | 0 | 0 | 0 | 0 | 0 |
| Jackson      | 1Q2005 | 0 | 0 | 0 | 0 | 0 | 0 | 0 |
|              | 2Q2005 | 0 | 0 | 0 | 0 | 0 | 0 | 0 |
|              | 3Q2005 | 0 | 0 | 0 | 0 | 0 | 0 | 0 |
|              | CY2005 | 0 | 0 | 0 | 0 | 0 | 0 | 0 |
| Jefferson    | 1Q2005 | 0 | 0 | 0 | 0 | 0 | 0 | 0 |
|              | 2Q2005 | 0 | 0 | 0 | 0 | 0 | 0 | 0 |
|              | 3Q2005 | 0 | 0 | 0 | 0 | 0 | 0 | 0 |
|              | CY2005 | 0 | 0 | 0 | 0 | 0 | 0 | 0 |
| Lafayette    | 1Q2005 | 0 | 0 | 0 | 0 | 0 | 0 | 0 |
|              | 2Q2005 | 0 | 0 | 0 | 0 | 0 | 0 | 0 |
|              | 3Q2005 | 0 | 0 | 0 | 0 | 0 | 0 | 0 |
|              | CY2005 | 0 | 0 | 0 | 0 | 0 | 0 | 0 |
| Lake         | 1Q2005 | 0 | 0 | 0 | 0 | 0 | 0 | 0 |
|              | 2Q2005 | 0 | 0 | 0 | 0 | 0 | 0 | 0 |
|              | 3Q2005 | 0 | 0 | 0 | 0 | 0 | 0 | 0 |
|              | CY2005 | 0 | 0 | 0 | 0 | 0 | 0 | 0 |
| Lee          | 1Q2005 | 0 | 0 | 0 | 0 | 0 | 0 | 0 |
|              | 2Q2005 | 0 | 0 | 0 | 0 | 0 | 0 | 0 |
|              | 3Q2005 | 0 | 0 | 0 | 0 | 0 | 0 | 0 |
|              | CY2005 | 0 | 0 | 0 | 0 | 0 | 0 | 0 |
| Leon         | 1Q2005 | 0 | 0 | 0 | 0 | 0 | 0 | 0 |
|              | 2Q2005 | 0 | 0 | 0 | 0 | 0 | 0 | 0 |
|              | 3Q2005 | 0 | 0 | 0 | 0 | 0 | 0 | 0 |
|              | CY2005 | 0 | 0 | 0 | 0 | 0 | 0 | 0 |
| Levy         | 1Q2005 | 0 | 0 | 0 | 0 | 0 | 0 | 0 |
|              | 2Q2005 | 0 | 0 | 0 | 0 | 0 | 0 | 0 |
|              | 3Q2005 | 0 | 0 | 0 | 0 | 0 | 0 | 0 |
|              | CY2005 | 0 | 0 | 0 | 0 | 0 | 0 | 0 |
| Liberty      | 1Q2005 | 0 | 0 | 0 | 0 | 0 | 0 | 0 |
|              | 2Q2005 | 0 | 0 | 0 | 0 | 0 | 0 | 0 |
|              | 3Q2005 | 0 | 0 | 0 | 0 | 0 | 0 | 0 |
|              | CY2005 | 0 | 0 | 0 | 0 | 0 | 0 | 0 |

# Managed Care Enrollment by Company by Market Segment by County at Quarter End as of December 31, 2005

|            |        |   |   |   |   |   |       |   |
|------------|--------|---|---|---|---|---|-------|---|
| Madison    | 1Q2005 | 0 | 0 | 0 | 0 | 0 | 0     | 0 |
|            | 2Q2005 | 0 | 0 | 0 | 0 | 0 | 0     | 0 |
|            | 3Q2005 | 0 | 0 | 0 | 0 | 0 | 0     | 0 |
|            | CY2005 | 0 | 0 | 0 | 0 | 0 | 0     | 0 |
| Manatee    | 1Q2005 | 0 | 0 | 0 | 0 | 0 | 0     | 0 |
|            | 2Q2005 | 0 | 0 | 0 | 0 | 0 | 0     | 0 |
|            | 3Q2005 | 0 | 0 | 0 | 0 | 0 | 0     | 0 |
|            | CY2005 | 0 | 0 | 0 | 0 | 0 | 0     | 0 |
| Marion     | 1Q2005 | 0 | 0 | 0 | 0 | 0 | 0     | 0 |
|            | 2Q2005 | 0 | 0 | 0 | 0 | 0 | 0     | 0 |
|            | 3Q2005 | 0 | 0 | 0 | 0 | 0 | 0     | 0 |
|            | CY2005 | 0 | 0 | 0 | 0 | 0 | 0     | 0 |
| Martin     | 1Q2005 | 0 | 0 | 0 | 0 | 0 | 0     | 0 |
|            | 2Q2005 | 0 | 0 | 0 | 0 | 0 | 0     | 0 |
|            | 3Q2005 | 0 | 0 | 0 | 0 | 0 | 0     | 0 |
|            | CY2005 | 0 | 0 | 0 | 0 | 0 | 0     | 0 |
| Miami-Dade | 1Q2005 | 0 | 0 | 0 | 0 | 0 | 0     | 0 |
|            | 2Q2005 | 0 | 0 | 0 | 0 | 0 | 3,129 | 0 |
|            | 3Q2005 | 0 | 0 | 0 | 0 | 0 | 4,935 | 0 |
|            | CY2005 | 0 | 0 | 0 | 0 | 0 | 5,517 | 0 |
| Monroe     | 1Q2005 | 0 | 0 | 0 | 0 | 0 | 0     | 0 |
|            | 2Q2005 | 0 | 0 | 0 | 0 | 0 | 0     | 0 |
|            | 3Q2005 | 0 | 0 | 0 | 0 | 0 | 0     | 0 |
|            | CY2005 | 0 | 0 | 0 | 0 | 0 | 0     | 0 |
| Nassau     | 1Q2005 | 0 | 0 | 0 | 0 | 0 | 0     | 0 |
|            | 2Q2005 | 0 | 0 | 0 | 0 | 0 | 0     | 0 |
|            | 3Q2005 | 0 | 0 | 0 | 0 | 0 | 0     | 0 |
|            | CY2005 | 0 | 0 | 0 | 0 | 0 | 0     | 0 |
| Okaloosa   | 1Q2005 | 0 | 0 | 0 | 0 | 0 | 0     | 0 |
|            | 2Q2005 | 0 | 0 | 0 | 0 | 0 | 0     | 0 |
|            | 3Q2005 | 0 | 0 | 0 | 0 | 0 | 0     | 0 |
|            | CY2005 | 0 | 0 | 0 | 0 | 0 | 0     | 0 |
| Okeechobee | 1Q2005 | 0 | 0 | 0 | 0 | 0 | 0     | 0 |
|            | 2Q2005 | 0 | 0 | 0 | 0 | 0 | 0     | 0 |
|            | 3Q2005 | 0 | 0 | 0 | 0 | 0 | 0     | 0 |
|            | CY2005 | 0 | 0 | 0 | 0 | 0 | 0     | 0 |
| Orange     | 1Q2005 | 0 | 0 | 0 | 0 | 0 | 0     | 0 |
|            | 2Q2005 | 0 | 0 | 0 | 0 | 0 | 0     | 0 |
|            | 3Q2005 | 0 | 0 | 0 | 0 | 0 | 0     | 0 |
|            | CY2005 | 0 | 0 | 0 | 0 | 0 | 0     | 0 |
| Osceola    | 1Q2005 | 0 | 0 | 0 | 0 | 0 | 0     | 0 |
|            | 2Q2005 | 0 | 0 | 0 | 0 | 0 | 0     | 0 |
|            | 3Q2005 | 0 | 0 | 0 | 0 | 0 | 0     | 0 |
|            | CY2005 | 0 | 0 | 0 | 0 | 0 | 0     | 0 |
| Other      | 1Q2005 | 0 | 0 | 0 | 0 | 0 | 0     | 0 |
|            | 2Q2005 | 0 | 0 | 0 | 0 | 0 | 0     | 0 |
|            | 3Q2005 | 0 | 0 | 0 | 0 | 0 | 0     | 0 |
|            | CY2005 | 0 | 0 | 0 | 0 | 0 | 0     | 0 |
| Palm Beach | 1Q2005 | 0 | 0 | 0 | 0 | 0 | 0     | 0 |
|            | 2Q2005 | 0 | 0 | 0 | 0 | 0 | 0     | 0 |
|            | 3Q2005 | 0 | 0 | 0 | 0 | 0 | 0     | 0 |
|            | CY2005 | 0 | 0 | 0 | 0 | 0 | 0     | 0 |

# Managed Care Enrollment by Company by Market Segment by County at Quarter End as of December 31, 2005

|            |        |   |   |   |   |   |   |   |
|------------|--------|---|---|---|---|---|---|---|
| Pasco      | 1Q2005 | 0 | 0 | 0 | 0 | 0 | 0 | 0 |
|            | 2Q2005 | 0 | 0 | 0 | 0 | 0 | 0 | 0 |
|            | 3Q2005 | 0 | 0 | 0 | 0 | 0 | 0 | 0 |
|            | CY2005 | 0 | 0 | 0 | 0 | 0 | 0 | 0 |
| Pinellas   | 1Q2005 | 0 | 0 | 0 | 0 | 0 | 0 | 0 |
|            | 2Q2005 | 0 | 0 | 0 | 0 | 0 | 0 | 0 |
|            | 3Q2005 | 0 | 0 | 0 | 0 | 0 | 0 | 0 |
|            | CY2005 | 0 | 0 | 0 | 0 | 0 | 0 | 0 |
| Polk       | 1Q2005 | 0 | 0 | 0 | 0 | 0 | 0 | 0 |
|            | 2Q2005 | 0 | 0 | 0 | 0 | 0 | 0 | 0 |
|            | 3Q2005 | 0 | 0 | 0 | 0 | 0 | 0 | 0 |
|            | CY2005 | 0 | 0 | 0 | 0 | 0 | 0 | 0 |
| Putnam     | 1Q2005 | 0 | 0 | 0 | 0 | 0 | 0 | 0 |
|            | 2Q2005 | 0 | 0 | 0 | 0 | 0 | 0 | 0 |
|            | 3Q2005 | 0 | 0 | 0 | 0 | 0 | 0 | 0 |
|            | CY2005 | 0 | 0 | 0 | 0 | 0 | 0 | 0 |
| Santa Rosa | 1Q2005 | 0 | 0 | 0 | 0 | 0 | 0 | 0 |
|            | 2Q2005 | 0 | 0 | 0 | 0 | 0 | 0 | 0 |
|            | 3Q2005 | 0 | 0 | 0 | 0 | 0 | 0 | 0 |
|            | CY2005 | 0 | 0 | 0 | 0 | 0 | 0 | 0 |
| Sarasota   | 1Q2005 | 0 | 0 | 0 | 0 | 0 | 0 | 0 |
|            | 2Q2005 | 0 | 0 | 0 | 0 | 0 | 0 | 0 |
|            | 3Q2005 | 0 | 0 | 0 | 0 | 0 | 0 | 0 |
|            | CY2005 | 0 | 0 | 0 | 0 | 0 | 0 | 0 |
| Seminole   | 1Q2005 | 0 | 0 | 0 | 0 | 0 | 0 | 0 |
|            | 2Q2005 | 0 | 0 | 0 | 0 | 0 | 0 | 0 |
|            | 3Q2005 | 0 | 0 | 0 | 0 | 0 | 0 | 0 |
|            | CY2005 | 0 | 0 | 0 | 0 | 0 | 0 | 0 |
| St. Johns  | 1Q2005 | 0 | 0 | 0 | 0 | 0 | 0 | 0 |
|            | 2Q2005 | 0 | 0 | 0 | 0 | 0 | 0 | 0 |
|            | 3Q2005 | 0 | 0 | 0 | 0 | 0 | 0 | 0 |
|            | CY2005 | 0 | 0 | 0 | 0 | 0 | 0 | 0 |
| St. Lucie  | 1Q2005 | 0 | 0 | 0 | 0 | 0 | 0 | 0 |
|            | 2Q2005 | 0 | 0 | 0 | 0 | 0 | 0 | 0 |
|            | 3Q2005 | 0 | 0 | 0 | 0 | 0 | 0 | 0 |
|            | CY2005 | 0 | 0 | 0 | 0 | 0 | 0 | 0 |
| Sumter     | 1Q2005 | 0 | 0 | 0 | 0 | 0 | 0 | 0 |
|            | 2Q2005 | 0 | 0 | 0 | 0 | 0 | 0 | 0 |
|            | 3Q2005 | 0 | 0 | 0 | 0 | 0 | 0 | 0 |
|            | CY2005 | 0 | 0 | 0 | 0 | 0 | 0 | 0 |
| Suwannee   | 1Q2005 | 0 | 0 | 0 | 0 | 0 | 0 | 0 |
|            | 2Q2005 | 0 | 0 | 0 | 0 | 0 | 0 | 0 |
|            | 3Q2005 | 0 | 0 | 0 | 0 | 0 | 0 | 0 |
|            | CY2005 | 0 | 0 | 0 | 0 | 0 | 0 | 0 |
| Taylor     | 1Q2005 | 0 | 0 | 0 | 0 | 0 | 0 | 0 |
|            | 2Q2005 | 0 | 0 | 0 | 0 | 0 | 0 | 0 |
|            | 3Q2005 | 0 | 0 | 0 | 0 | 0 | 0 | 0 |
|            | CY2005 | 0 | 0 | 0 | 0 | 0 | 0 | 0 |
| Union      | 1Q2005 | 0 | 0 | 0 | 0 | 0 | 0 | 0 |
|            | 2Q2005 | 0 | 0 | 0 | 0 | 0 | 0 | 0 |
|            | 3Q2005 | 0 | 0 | 0 | 0 | 0 | 0 | 0 |
|            | CY2005 | 0 | 0 | 0 | 0 | 0 | 0 | 0 |

# Managed Care Enrollment by Company by Market Segment by County at Quarter End as of December 31, 2005

|            |        |   |   |   |   |   |   |   |
|------------|--------|---|---|---|---|---|---|---|
| Volusia    | 1Q2005 | 0 | 0 | 0 | 0 | 0 | 0 | 0 |
|            | 2Q2005 | 0 | 0 | 0 | 0 | 0 | 0 | 0 |
|            | 3Q2005 | 0 | 0 | 0 | 0 | 0 | 0 | 0 |
|            | CY2005 | 0 | 0 | 0 | 0 | 0 | 0 | 0 |
| Wakulla    | 1Q2005 | 0 | 0 | 0 | 0 | 0 | 0 | 0 |
|            | 2Q2005 | 0 | 0 | 0 | 0 | 0 | 0 | 0 |
|            | 3Q2005 | 0 | 0 | 0 | 0 | 0 | 0 | 0 |
|            | CY2005 | 0 | 0 | 0 | 0 | 0 | 0 | 0 |
| Walton     | 1Q2005 | 0 | 0 | 0 | 0 | 0 | 0 | 0 |
|            | 2Q2005 | 0 | 0 | 0 | 0 | 0 | 0 | 0 |
|            | 3Q2005 | 0 | 0 | 0 | 0 | 0 | 0 | 0 |
|            | CY2005 | 0 | 0 | 0 | 0 | 0 | 0 | 0 |
| Washington | 1Q2005 | 0 | 0 | 0 | 0 | 0 | 0 | 0 |
|            | 2Q2005 | 0 | 0 | 0 | 0 | 0 | 0 | 0 |
|            | 3Q2005 | 0 | 0 | 0 | 0 | 0 | 0 | 0 |
|            | CY2005 | 0 | 0 | 0 | 0 | 0 | 0 | 0 |

# Managed Care Enrollment by Company by Market Segment by County at Quarter End as of December 31, 2005

**METCARE HEALTH PLANS, INC.**

NAIC Company Code

10126

|           |        | SMALL GROUP | LARGE GROUP | INDIVIDUAL | HEALTHY KIDS | MEDICAID | MEDICARE | FEDERAL EMPLOYEES |
|-----------|--------|-------------|-------------|------------|--------------|----------|----------|-------------------|
| Alachua   | 1Q2005 |             |             |            |              |          |          |                   |
|           | 2Q2005 | 0           | 0           | 0          | 0            | 0        | 0        | 0                 |
|           | 3Q2005 | 0           | 0           | 0          | 0            | 0        | 0        | 0                 |
|           | CY2005 | 0           | 0           | 0          | 0            | 0        | 0        | 0                 |
| Baker     | 1Q2005 |             |             |            |              |          |          |                   |
|           | 2Q2005 | 0           | 0           | 0          | 0            | 0        | 0        | 0                 |
|           | 3Q2005 | 0           | 0           | 0          | 0            | 0        | 0        | 0                 |
|           | CY2005 | 0           | 0           | 0          | 0            | 0        | 0        | 0                 |
| Bay       | 1Q2005 |             |             |            |              |          |          |                   |
|           | 2Q2005 | 0           | 0           | 0          | 0            | 0        | 0        | 0                 |
|           | 3Q2005 | 0           | 0           | 0          | 0            | 0        | 0        | 0                 |
|           | CY2005 | 0           | 0           | 0          | 0            | 0        | 0        | 0                 |
| Bradford  | 1Q2005 |             |             |            |              |          |          |                   |
|           | 2Q2005 | 0           | 0           | 0          | 0            | 0        | 0        | 0                 |
|           | 3Q2005 | 0           | 0           | 0          | 0            | 0        | 0        | 0                 |
|           | CY2005 | 0           | 0           | 0          | 0            | 0        | 0        | 0                 |
| Brevard   | 1Q2005 |             |             |            |              |          |          |                   |
|           | 2Q2005 | 0           | 0           | 0          | 0            | 0        | 0        | 0                 |
|           | 3Q2005 | 0           | 0           | 0          | 0            | 0        | 0        | 0                 |
|           | CY2005 | 0           | 0           | 0          | 0            | 0        | 0        | 0                 |
| Broward   | 1Q2005 |             |             |            |              |          |          |                   |
|           | 2Q2005 | 0           | 0           | 0          | 0            | 0        | 0        | 0                 |
|           | 3Q2005 | 0           | 0           | 0          | 0            | 0        | 0        | 0                 |
|           | CY2005 | 0           | 0           | 0          | 0            | 0        | 0        | 0                 |
| Calhoun   | 1Q2005 |             |             |            |              |          |          |                   |
|           | 2Q2005 | 0           | 0           | 0          | 0            | 0        | 0        | 0                 |
|           | 3Q2005 | 0           | 0           | 0          | 0            | 0        | 0        | 0                 |
|           | CY2005 | 0           | 0           | 0          | 0            | 0        | 0        | 0                 |
| Charlotte | 1Q2005 |             |             |            |              |          |          |                   |
|           | 2Q2005 | 0           | 0           | 0          | 0            | 0        | 0        | 0                 |
|           | 3Q2005 | 0           | 0           | 0          | 0            | 0        | 8        | 0                 |
|           | CY2005 | 0           | 0           | 0          | 0            | 0        | 46       | 0                 |
| Citrus    | 1Q2005 |             |             |            |              |          |          |                   |
|           | 2Q2005 | 0           | 0           | 0          | 0            | 0        | 0        | 0                 |
|           | 3Q2005 | 0           | 0           | 0          | 0            | 0        | 0        | 0                 |
|           | CY2005 | 0           | 0           | 0          | 0            | 0        | 0        | 0                 |
| Clay      | 1Q2005 |             |             |            |              |          |          |                   |
|           | 2Q2005 | 0           | 0           | 0          | 0            | 0        | 0        | 0                 |
|           | 3Q2005 | 0           | 0           | 0          | 0            | 0        | 0        | 0                 |
|           | CY2005 | 0           | 0           | 0          | 0            | 0        | 0        | 0                 |
| Collier   | 1Q2005 |             |             |            |              |          |          |                   |
|           | 2Q2005 | 0           | 0           | 0          | 0            | 0        | 0        | 0                 |
|           | 3Q2005 | 0           | 0           | 0          | 0            | 0        | 0        | 0                 |
|           | CY2005 | 0           | 0           | 0          | 0            | 0        | 0        | 0                 |
| Columbia  | 1Q2005 |             |             |            |              |          |          |                   |
|           | 2Q2005 | 0           | 0           | 0          | 0            | 0        | 0        | 0                 |
|           | 3Q2005 | 0           | 0           | 0          | 0            | 0        | 0        | 0                 |
|           | CY2005 | 0           | 0           | 0          | 0            | 0        | 0        | 0                 |

# Managed Care Enrollment by Company by Market Segment by County at Quarter End as of December 31, 2005

|           |        |   |   |   |   |   |   |   |
|-----------|--------|---|---|---|---|---|---|---|
| De Soto   | 1Q2005 |   |   |   |   |   |   |   |
|           | 2Q2005 | 0 | 0 | 0 | 0 | 0 | 0 | 0 |
|           | 3Q2005 | 0 | 0 | 0 | 0 | 0 | 0 | 0 |
|           | CY2005 | 0 | 0 | 0 | 0 | 0 | 0 | 0 |
| Dixie     | 1Q2005 |   |   |   |   |   |   |   |
|           | 2Q2005 | 0 | 0 | 0 | 0 | 0 | 0 | 0 |
|           | 3Q2005 | 0 | 0 | 0 | 0 | 0 | 0 | 0 |
|           | CY2005 | 0 | 0 | 0 | 0 | 0 | 0 | 0 |
| Duval     | 1Q2005 |   |   |   |   |   |   |   |
|           | 2Q2005 | 0 | 0 | 0 | 0 | 0 | 0 | 0 |
|           | 3Q2005 | 0 | 0 | 0 | 0 | 0 | 0 | 0 |
|           | CY2005 | 0 | 0 | 0 | 0 | 0 | 0 | 0 |
| Escambia  | 1Q2005 |   |   |   |   |   |   |   |
|           | 2Q2005 | 0 | 0 | 0 | 0 | 0 | 0 | 0 |
|           | 3Q2005 | 0 | 0 | 0 | 0 | 0 | 0 | 0 |
|           | CY2005 | 0 | 0 | 0 | 0 | 0 | 0 | 0 |
| Flagler   | 1Q2005 |   |   |   |   |   |   |   |
|           | 2Q2005 | 0 | 0 | 0 | 0 | 0 | 0 | 0 |
|           | 3Q2005 | 0 | 0 | 0 | 0 | 0 | 0 | 0 |
|           | CY2005 | 0 | 0 | 0 | 0 | 0 | 0 | 0 |
| Franklin  | 1Q2005 |   |   |   |   |   |   |   |
|           | 2Q2005 | 0 | 0 | 0 | 0 | 0 | 0 | 0 |
|           | 3Q2005 | 0 | 0 | 0 | 0 | 0 | 0 | 0 |
|           | CY2005 | 0 | 0 | 0 | 0 | 0 | 0 | 0 |
| Gadsden   | 1Q2005 |   |   |   |   |   |   |   |
|           | 2Q2005 | 0 | 0 | 0 | 0 | 0 | 0 | 0 |
|           | 3Q2005 | 0 | 0 | 0 | 0 | 0 | 0 | 0 |
|           | CY2005 | 0 | 0 | 0 | 0 | 0 | 0 | 0 |
| Gilchrist | 1Q2005 |   |   |   |   |   |   |   |
|           | 2Q2005 | 0 | 0 | 0 | 0 | 0 | 0 | 0 |
|           | 3Q2005 | 0 | 0 | 0 | 0 | 0 | 0 | 0 |
|           | CY2005 | 0 | 0 | 0 | 0 | 0 | 0 | 0 |
| Glades    | 1Q2005 |   |   |   |   |   |   |   |
|           | 2Q2005 | 0 | 0 | 0 | 0 | 0 | 0 | 0 |
|           | 3Q2005 | 0 | 0 | 0 | 0 | 0 | 0 | 0 |
|           | CY2005 | 0 | 0 | 0 | 0 | 0 | 0 | 0 |
| Gulf      | 1Q2005 |   |   |   |   |   |   |   |
|           | 2Q2005 | 0 | 0 | 0 | 0 | 0 | 0 | 0 |
|           | 3Q2005 | 0 | 0 | 0 | 0 | 0 | 0 | 0 |
|           | CY2005 | 0 | 0 | 0 | 0 | 0 | 0 | 0 |
| Hamilton  | 1Q2005 |   |   |   |   |   |   |   |
|           | 2Q2005 | 0 | 0 | 0 | 0 | 0 | 0 | 0 |
|           | 3Q2005 | 0 | 0 | 0 | 0 | 0 | 0 | 0 |
|           | CY2005 | 0 | 0 | 0 | 0 | 0 | 0 | 0 |
| Hardee    | 1Q2005 |   |   |   |   |   |   |   |
|           | 2Q2005 | 0 | 0 | 0 | 0 | 0 | 0 | 0 |
|           | 3Q2005 | 0 | 0 | 0 | 0 | 0 | 0 | 0 |
|           | CY2005 | 0 | 0 | 0 | 0 | 0 | 0 | 0 |
| Hendry    | 1Q2005 |   |   |   |   |   |   |   |
|           | 2Q2005 | 0 | 0 | 0 | 0 | 0 | 0 | 0 |
|           | 3Q2005 | 0 | 0 | 0 | 0 | 0 | 0 | 0 |
|           | CY2005 | 0 | 0 | 0 | 0 | 0 | 0 | 0 |

# Managed Care Enrollment by Company by Market Segment by County at Quarter End as of December 31, 2005

|              |        |   |   |   |   |   |     |   |
|--------------|--------|---|---|---|---|---|-----|---|
| Hernando     | 1Q2005 |   |   |   |   |   |     |   |
|              | 2Q2005 | 0 | 0 | 0 | 0 | 0 | 0   | 0 |
|              | 3Q2005 | 0 | 0 | 0 | 0 | 0 | 0   | 0 |
|              | CY2005 | 0 | 0 | 0 | 0 | 0 | 0   | 0 |
| Highlands    | 1Q2005 |   |   |   |   |   |     |   |
|              | 2Q2005 | 0 | 0 | 0 | 0 | 0 | 0   | 0 |
|              | 3Q2005 | 0 | 0 | 0 | 0 | 0 | 0   | 0 |
|              | CY2005 | 0 | 0 | 0 | 0 | 0 | 0   | 0 |
| Hillsborough | 1Q2005 |   |   |   |   |   |     |   |
|              | 2Q2005 | 0 | 0 | 0 | 0 | 0 | 0   | 0 |
|              | 3Q2005 | 0 | 0 | 0 | 0 | 0 | 0   | 0 |
|              | CY2005 | 0 | 0 | 0 | 0 | 0 | 0   | 0 |
| Holmes       | 1Q2005 |   |   |   |   |   |     |   |
|              | 2Q2005 | 0 | 0 | 0 | 0 | 0 | 0   | 0 |
|              | 3Q2005 | 0 | 0 | 0 | 0 | 0 | 0   | 0 |
|              | CY2005 | 0 | 0 | 0 | 0 | 0 | 0   | 0 |
| Indian River | 1Q2005 |   |   |   |   |   |     |   |
|              | 2Q2005 | 0 | 0 | 0 | 0 | 0 | 0   | 0 |
|              | 3Q2005 | 0 | 0 | 0 | 0 | 0 | 0   | 0 |
|              | CY2005 | 0 | 0 | 0 | 0 | 0 | 0   | 0 |
| Jackson      | 1Q2005 |   |   |   |   |   |     |   |
|              | 2Q2005 | 0 | 0 | 0 | 0 | 0 | 0   | 0 |
|              | 3Q2005 | 0 | 0 | 0 | 0 | 0 | 0   | 0 |
|              | CY2005 | 0 | 0 | 0 | 0 | 0 | 0   | 0 |
| Jefferson    | 1Q2005 |   |   |   |   |   |     |   |
|              | 2Q2005 | 0 | 0 | 0 | 0 | 0 | 0   | 0 |
|              | 3Q2005 | 0 | 0 | 0 | 0 | 0 | 0   | 0 |
|              | CY2005 | 0 | 0 | 0 | 0 | 0 | 0   | 0 |
| Lafayette    | 1Q2005 |   |   |   |   |   |     |   |
|              | 2Q2005 | 0 | 0 | 0 | 0 | 0 | 0   | 0 |
|              | 3Q2005 | 0 | 0 | 0 | 0 | 0 | 0   | 0 |
|              | CY2005 | 0 | 0 | 0 | 0 | 0 | 0   | 0 |
| Lake         | 1Q2005 |   |   |   |   |   |     |   |
|              | 2Q2005 | 0 | 0 | 0 | 0 | 0 | 0   | 0 |
|              | 3Q2005 | 0 | 0 | 0 | 0 | 0 | 0   | 0 |
|              | CY2005 | 0 | 0 | 0 | 0 | 0 | 0   | 0 |
| Lee          | 1Q2005 |   |   |   |   |   |     |   |
|              | 2Q2005 | 0 | 0 | 0 | 0 | 0 | 0   | 0 |
|              | 3Q2005 | 0 | 0 | 0 | 0 | 0 | 173 | 0 |
|              | CY2005 | 0 | 0 | 0 | 0 | 0 | 384 | 0 |
| Leon         | 1Q2005 |   |   |   |   |   |     |   |
|              | 2Q2005 | 0 | 0 | 0 | 0 | 0 | 0   | 0 |
|              | 3Q2005 | 0 | 0 | 0 | 0 | 0 | 0   | 0 |
|              | CY2005 | 0 | 0 | 0 | 0 | 0 | 0   | 0 |
| Levy         | 1Q2005 |   |   |   |   |   |     |   |
|              | 2Q2005 | 0 | 0 | 0 | 0 | 0 | 0   | 0 |
|              | 3Q2005 | 0 | 0 | 0 | 0 | 0 | 0   | 0 |
|              | CY2005 | 0 | 0 | 0 | 0 | 0 | 0   | 0 |
| Liberty      | 1Q2005 |   |   |   |   |   |     |   |
|              | 2Q2005 | 0 | 0 | 0 | 0 | 0 | 0   | 0 |
|              | 3Q2005 | 0 | 0 | 0 | 0 | 0 | 0   | 0 |
|              | CY2005 | 0 | 0 | 0 | 0 | 0 | 0   | 0 |

# Managed Care Enrollment by Company by Market Segment by County at Quarter End as of December 31, 2005

|            |        |   |   |   |   |   |     |   |
|------------|--------|---|---|---|---|---|-----|---|
| Madison    | 1Q2005 |   |   |   |   |   |     |   |
|            | 2Q2005 | 0 | 0 | 0 | 0 | 0 | 0   | 0 |
|            | 3Q2005 | 0 | 0 | 0 | 0 | 0 | 0   | 0 |
|            | CY2005 | 0 | 0 | 0 | 0 | 0 | 0   | 0 |
| Manatee    | 1Q2005 |   |   |   |   |   |     |   |
|            | 2Q2005 | 0 | 0 | 0 | 0 | 0 | 0   | 0 |
|            | 3Q2005 | 0 | 0 | 0 | 0 | 0 | 0   | 0 |
|            | CY2005 | 0 | 0 | 0 | 0 | 0 | 0   | 0 |
| Marion     | 1Q2005 |   |   |   |   |   |     |   |
|            | 2Q2005 | 0 | 0 | 0 | 0 | 0 | 0   | 0 |
|            | 3Q2005 | 0 | 0 | 0 | 0 | 0 | 0   | 0 |
|            | CY2005 | 0 | 0 | 0 | 0 | 0 | 0   | 0 |
| Martin     | 1Q2005 |   |   |   |   |   |     |   |
|            | 2Q2005 | 0 | 0 | 0 | 0 | 0 | 0   | 0 |
|            | 3Q2005 | 0 | 0 | 0 | 0 | 0 | 93  | 0 |
|            | CY2005 | 0 | 0 | 0 | 0 | 0 | 269 | 0 |
| Miami-Dade | 1Q2005 |   |   |   |   |   |     |   |
|            | 2Q2005 | 0 | 0 | 0 | 0 | 0 | 0   | 0 |
|            | 3Q2005 | 0 | 0 | 0 | 0 | 0 | 0   | 0 |
|            | CY2005 | 0 | 0 | 0 | 0 | 0 | 0   | 0 |
| Monroe     | 1Q2005 |   |   |   |   |   |     |   |
|            | 2Q2005 | 0 | 0 | 0 | 0 | 0 | 0   | 0 |
|            | 3Q2005 | 0 | 0 | 0 | 0 | 0 | 0   | 0 |
|            | CY2005 | 0 | 0 | 0 | 0 | 0 | 0   | 0 |
| Nassau     | 1Q2005 |   |   |   |   |   |     |   |
|            | 2Q2005 | 0 | 0 | 0 | 0 | 0 | 0   | 0 |
|            | 3Q2005 | 0 | 0 | 0 | 0 | 0 | 0   | 0 |
|            | CY2005 | 0 | 0 | 0 | 0 | 0 | 0   | 0 |
| Okaloosa   | 1Q2005 |   |   |   |   |   |     |   |
|            | 2Q2005 | 0 | 0 | 0 | 0 | 0 | 0   | 0 |
|            | 3Q2005 | 0 | 0 | 0 | 0 | 0 | 0   | 0 |
|            | CY2005 | 0 | 0 | 0 | 0 | 0 | 0   | 0 |
| Okeechobee | 1Q2005 |   |   |   |   |   |     |   |
|            | 2Q2005 | 0 | 0 | 0 | 0 | 0 | 0   | 0 |
|            | 3Q2005 | 0 | 0 | 0 | 0 | 0 | 58  | 0 |
|            | CY2005 | 0 | 0 | 0 | 0 | 0 | 213 | 0 |
| Orange     | 1Q2005 |   |   |   |   |   |     |   |
|            | 2Q2005 | 0 | 0 | 0 | 0 | 0 | 0   | 0 |
|            | 3Q2005 | 0 | 0 | 0 | 0 | 0 | 0   | 0 |
|            | CY2005 | 0 | 0 | 0 | 0 | 0 | 0   | 0 |
| Osceola    | 1Q2005 |   |   |   |   |   |     |   |
|            | 2Q2005 | 0 | 0 | 0 | 0 | 0 | 0   | 0 |
|            | 3Q2005 | 0 | 0 | 0 | 0 | 0 | 0   | 0 |
|            | CY2005 | 0 | 0 | 0 | 0 | 0 | 0   | 0 |
| Other      | 1Q2005 |   |   |   |   |   |     |   |
|            | 2Q2005 | 0 | 0 | 0 | 0 | 0 | 0   | 0 |
|            | 3Q2005 | 0 | 0 | 0 | 0 | 0 | 0   | 0 |
|            | CY2005 | 0 | 0 | 0 | 0 | 0 | 0   | 0 |
| Palm Beach | 1Q2005 |   |   |   |   |   |     |   |
|            | 2Q2005 | 0 | 0 | 0 | 0 | 0 | 0   | 0 |
|            | 3Q2005 | 0 | 0 | 0 | 0 | 0 | 0   | 0 |
|            | CY2005 | 0 | 0 | 0 | 0 | 0 | 0   | 0 |

# Managed Care Enrollment by Company by Market Segment by County at Quarter End as of December 31, 2005

|            |        |   |   |   |   |   |     |   |
|------------|--------|---|---|---|---|---|-----|---|
| Pasco      | 1Q2005 |   |   |   |   |   |     |   |
|            | 2Q2005 | 0 | 0 | 0 | 0 | 0 | 0   | 0 |
|            | 3Q2005 | 0 | 0 | 0 | 0 | 0 | 0   | 0 |
|            | CY2005 | 0 | 0 | 0 | 0 | 0 | 0   | 0 |
| Pinellas   | 1Q2005 |   |   |   |   |   |     |   |
|            | 2Q2005 | 0 | 0 | 0 | 0 | 0 | 0   | 0 |
|            | 3Q2005 | 0 | 0 | 0 | 0 | 0 | 0   | 0 |
|            | CY2005 | 0 | 0 | 0 | 0 | 0 | 0   | 0 |
| Polk       | 1Q2005 |   |   |   |   |   |     |   |
|            | 2Q2005 | 0 | 0 | 0 | 0 | 0 | 0   | 0 |
|            | 3Q2005 | 0 | 0 | 0 | 0 | 0 | 0   | 0 |
|            | CY2005 | 0 | 0 | 0 | 0 | 0 | 0   | 0 |
| Putnam     | 1Q2005 |   |   |   |   |   |     |   |
|            | 2Q2005 | 0 | 0 | 0 | 0 | 0 | 0   | 0 |
|            | 3Q2005 | 0 | 0 | 0 | 0 | 0 | 0   | 0 |
|            | CY2005 | 0 | 0 | 0 | 0 | 0 | 0   | 0 |
| Santa Rosa | 1Q2005 |   |   |   |   |   |     |   |
|            | 2Q2005 | 0 | 0 | 0 | 0 | 0 | 0   | 0 |
|            | 3Q2005 | 0 | 0 | 0 | 0 | 0 | 0   | 0 |
|            | CY2005 | 0 | 0 | 0 | 0 | 0 | 0   | 0 |
| Sarasota   | 1Q2005 |   |   |   |   |   |     |   |
|            | 2Q2005 | 0 | 0 | 0 | 0 | 0 | 0   | 0 |
|            | 3Q2005 | 0 | 0 | 0 | 0 | 0 | 23  | 0 |
|            | CY2005 | 0 | 0 | 0 | 0 | 0 | 53  | 0 |
| Seminole   | 1Q2005 |   |   |   |   |   |     |   |
|            | 2Q2005 | 0 | 0 | 0 | 0 | 0 | 0   | 0 |
|            | 3Q2005 | 0 | 0 | 0 | 0 | 0 | 0   | 0 |
|            | CY2005 | 0 | 0 | 0 | 0 | 0 | 0   | 0 |
| St. Johns  | 1Q2005 |   |   |   |   |   |     |   |
|            | 2Q2005 | 0 | 0 | 0 | 0 | 0 | 0   | 0 |
|            | 3Q2005 | 0 | 0 | 0 | 0 | 0 | 0   | 0 |
|            | CY2005 | 0 | 0 | 0 | 0 | 0 | 0   | 0 |
| St. Lucie  | 1Q2005 |   |   |   |   |   |     |   |
|            | 2Q2005 | 0 | 0 | 0 | 0 | 0 | 0   | 0 |
|            | 3Q2005 | 0 | 0 | 0 | 0 | 0 | 145 | 0 |
|            | CY2005 | 0 | 0 | 0 | 0 | 0 | 436 | 0 |
| Sumter     | 1Q2005 |   |   |   |   |   |     |   |
|            | 2Q2005 | 0 | 0 | 0 | 0 | 0 | 0   | 0 |
|            | 3Q2005 | 0 | 0 | 0 | 0 | 0 | 0   | 0 |
|            | CY2005 | 0 | 0 | 0 | 0 | 0 | 0   | 0 |
| Suwannee   | 1Q2005 |   |   |   |   |   |     |   |
|            | 2Q2005 | 0 | 0 | 0 | 0 | 0 | 0   | 0 |
|            | 3Q2005 | 0 | 0 | 0 | 0 | 0 | 0   | 0 |
|            | CY2005 | 0 | 0 | 0 | 0 | 0 | 0   | 0 |
| Taylor     | 1Q2005 |   |   |   |   |   |     |   |
|            | 2Q2005 | 0 | 0 | 0 | 0 | 0 | 0   | 0 |
|            | 3Q2005 | 0 | 0 | 0 | 0 | 0 | 0   | 0 |
|            | CY2005 | 0 | 0 | 0 | 0 | 0 | 0   | 0 |
| Union      | 1Q2005 |   |   |   |   |   |     |   |
|            | 2Q2005 | 0 | 0 | 0 | 0 | 0 | 0   | 0 |
|            | 3Q2005 | 0 | 0 | 0 | 0 | 0 | 0   | 0 |
|            | CY2005 | 0 | 0 | 0 | 0 | 0 | 0   | 0 |

# Managed Care Enrollment by Company by Market Segment by County at Quarter End as of December 31, 2005

|            |        |   |   |   |   |   |   |   |   |
|------------|--------|---|---|---|---|---|---|---|---|
| Volusia    | 1Q2005 |   |   |   |   |   |   |   |   |
|            | 2Q2005 | 0 | 0 | 0 | 0 | 0 | 0 | 0 | 0 |
|            | 3Q2005 | 0 | 0 | 0 | 0 | 0 | 0 | 0 | 0 |
|            | CY2005 | 0 | 0 | 0 | 0 | 0 | 0 | 0 | 0 |
| Wakulla    | 1Q2005 |   |   |   |   |   |   |   |   |
|            | 2Q2005 | 0 | 0 | 0 | 0 | 0 | 0 | 0 | 0 |
|            | 3Q2005 | 0 | 0 | 0 | 0 | 0 | 0 | 0 | 0 |
|            | CY2005 | 0 | 0 | 0 | 0 | 0 | 0 | 0 | 0 |
| Walton     | 1Q2005 |   |   |   |   |   |   |   |   |
|            | 2Q2005 | 0 | 0 | 0 | 0 | 0 | 0 | 0 | 0 |
|            | 3Q2005 | 0 | 0 | 0 | 0 | 0 | 0 | 0 | 0 |
|            | CY2005 | 0 | 0 | 0 | 0 | 0 | 0 | 0 | 0 |
| Washington | 1Q2005 |   |   |   |   |   |   |   |   |
|            | 2Q2005 | 0 | 0 | 0 | 0 | 0 | 0 | 0 | 0 |
|            | 3Q2005 | 0 | 0 | 0 | 0 | 0 | 0 | 0 | 0 |
|            | CY2005 | 0 | 0 | 0 | 0 | 0 | 0 | 0 | 0 |

# Managed Care Enrollment by Company by Market Segment by County at Quarter End as of December 31, 2005

**NEIGHBORHOOD HEALTH PARTNERSHIP, INC.**

**NAIC Company Code**

**95123**

|           |        | SMALL GROUP | LARGE GROUP | INDIVIDUAL | HEALTHY KIDS | MEDICAID | MEDICARE | FEDERAL EMPLOYEES |
|-----------|--------|-------------|-------------|------------|--------------|----------|----------|-------------------|
| Alachua   | 1Q2005 | 0           | 0           | 0          | 0            | 0        | 0        | 0                 |
|           | 2Q2005 | 0           | 0           | 0          | 0            | 0        | 0        | 0                 |
|           | 3Q2005 | 0           | 0           | 0          | 0            | 0        | 0        | 0                 |
|           | CY2005 | 0           | 0           | 0          | 0            | 0        | 0        | 0                 |
| Baker     | 1Q2005 | 0           | 0           | 0          | 0            | 0        | 0        | 0                 |
|           | 2Q2005 | 0           | 0           | 0          | 0            | 0        | 0        | 0                 |
|           | 3Q2005 | 0           | 0           | 0          | 0            | 0        | 0        | 0                 |
|           | CY2005 | 0           | 0           | 0          | 0            | 0        | 0        | 0                 |
| Bay       | 1Q2005 | 0           | 0           | 0          | 0            | 0        | 0        | 0                 |
|           | 2Q2005 | 0           | 0           | 0          | 0            | 0        | 0        | 0                 |
|           | 3Q2005 | 0           | 0           | 0          | 0            | 0        | 0        | 0                 |
|           | CY2005 | 0           | 0           | 0          | 0            | 0        | 0        | 0                 |
| Bradford  | 1Q2005 | 0           | 0           | 0          | 0            | 0        | 0        | 0                 |
|           | 2Q2005 | 0           | 0           | 0          | 0            | 0        | 0        | 0                 |
|           | 3Q2005 | 0           | 0           | 0          | 0            | 0        | 0        | 0                 |
|           | CY2005 | 0           | 0           | 0          | 0            | 0        | 0        | 0                 |
| Brevard   | 1Q2005 | 0           | 0           | 0          | 0            | 0        | 0        | 0                 |
|           | 2Q2005 | 0           | 0           | 0          | 0            | 0        | 0        | 0                 |
|           | 3Q2005 | 0           | 0           | 0          | 0            | 0        | 0        | 0                 |
|           | CY2005 | 0           | 0           | 0          | 0            | 0        | 0        | 0                 |
| Broward   | 1Q2005 | 22,385      | 7,768       | 0          | 0            | 0        | 205      | 0                 |
|           | 2Q2005 | 22,079      | 8,077       | 0          | 0            | 0        | 0        | 0                 |
|           | 3Q2005 | 21,267      | 7,576       | 0          | 0            | 0        | 0        | 0                 |
|           | CY2005 | 20,723      | 7,481       | 0          | 0            | 0        | 0        | 0                 |
| Calhoun   | 1Q2005 | 0           | 0           | 0          | 0            | 0        | 0        | 0                 |
|           | 2Q2005 | 0           | 0           | 0          | 0            | 0        | 0        | 0                 |
|           | 3Q2005 | 0           | 0           | 0          | 0            | 0        | 0        | 0                 |
|           | CY2005 | 0           | 0           | 0          | 0            | 0        | 0        | 0                 |
| Charlotte | 1Q2005 | 0           | 0           | 0          | 0            | 0        | 0        | 0                 |
|           | 2Q2005 | 0           | 0           | 0          | 0            | 0        | 0        | 0                 |
|           | 3Q2005 | 0           | 0           | 0          | 0            | 0        | 0        | 0                 |
|           | CY2005 | 0           | 0           | 0          | 0            | 0        | 0        | 0                 |
| Citrus    | 1Q2005 | 0           | 0           | 0          | 0            | 0        | 0        | 0                 |
|           | 2Q2005 | 0           | 0           | 0          | 0            | 0        | 0        | 0                 |
|           | 3Q2005 | 0           | 0           | 0          | 0            | 0        | 0        | 0                 |
|           | CY2005 | 0           | 0           | 0          | 0            | 0        | 0        | 0                 |
| Clay      | 1Q2005 | 0           | 0           | 0          | 0            | 0        | 0        | 0                 |
|           | 2Q2005 | 0           | 0           | 0          | 0            | 0        | 0        | 0                 |
|           | 3Q2005 | 0           | 0           | 0          | 0            | 0        | 0        | 0                 |
|           | CY2005 | 0           | 0           | 0          | 0            | 0        | 0        | 0                 |
| Collier   | 1Q2005 | 0           | 0           | 0          | 0            | 0        | 0        | 0                 |
|           | 2Q2005 | 0           | 0           | 0          | 0            | 0        | 0        | 0                 |
|           | 3Q2005 | 0           | 0           | 0          | 0            | 0        | 0        | 0                 |
|           | CY2005 | 0           | 0           | 0          | 0            | 0        | 0        | 0                 |
| Columbia  | 1Q2005 | 0           | 0           | 0          | 0            | 0        | 0        | 0                 |
|           | 2Q2005 | 0           | 0           | 0          | 0            | 0        | 0        | 0                 |
|           | 3Q2005 | 0           | 0           | 0          | 0            | 0        | 0        | 0                 |
|           | CY2005 | 0           | 0           | 0          | 0            | 0        | 0        | 0                 |

# Managed Care Enrollment by Company by Market Segment by County at Quarter End as of December 31, 2005

|           |        |   |   |   |   |   |   |   |
|-----------|--------|---|---|---|---|---|---|---|
| De Soto   | 1Q2005 | 0 | 0 | 0 | 0 | 0 | 0 | 0 |
|           | 2Q2005 | 0 | 0 | 0 | 0 | 0 | 0 | 0 |
|           | 3Q2005 | 0 | 0 | 0 | 0 | 0 | 0 | 0 |
|           | CY2005 | 0 | 0 | 0 | 0 | 0 | 0 | 0 |
| Dixie     | 1Q2005 | 0 | 0 | 0 | 0 | 0 | 0 | 0 |
|           | 2Q2005 | 0 | 0 | 0 | 0 | 0 | 0 | 0 |
|           | 3Q2005 | 0 | 0 | 0 | 0 | 0 | 0 | 0 |
|           | CY2005 | 0 | 0 | 0 | 0 | 0 | 0 | 0 |
| Duval     | 1Q2005 | 0 | 0 | 0 | 0 | 0 | 0 | 0 |
|           | 2Q2005 | 0 | 0 | 0 | 0 | 0 | 0 | 0 |
|           | 3Q2005 | 0 | 0 | 0 | 0 | 0 | 0 | 0 |
|           | CY2005 | 0 | 0 | 0 | 0 | 0 | 0 | 0 |
| Escambia  | 1Q2005 | 0 | 0 | 0 | 0 | 0 | 0 | 0 |
|           | 2Q2005 | 0 | 0 | 0 | 0 | 0 | 0 | 0 |
|           | 3Q2005 | 0 | 0 | 0 | 0 | 0 | 0 | 0 |
|           | CY2005 | 0 | 0 | 0 | 0 | 0 | 0 | 0 |
| Flagler   | 1Q2005 | 0 | 0 | 0 | 0 | 0 | 0 | 0 |
|           | 2Q2005 | 0 | 0 | 0 | 0 | 0 | 0 | 0 |
|           | 3Q2005 | 0 | 0 | 0 | 0 | 0 | 0 | 0 |
|           | CY2005 | 0 | 0 | 0 | 0 | 0 | 0 | 0 |
| Franklin  | 1Q2005 | 0 | 0 | 0 | 0 | 0 | 0 | 0 |
|           | 2Q2005 | 0 | 0 | 0 | 0 | 0 | 0 | 0 |
|           | 3Q2005 | 0 | 0 | 0 | 0 | 0 | 0 | 0 |
|           | CY2005 | 0 | 0 | 0 | 0 | 0 | 0 | 0 |
| Gadsden   | 1Q2005 | 0 | 0 | 0 | 0 | 0 | 0 | 0 |
|           | 2Q2005 | 0 | 0 | 0 | 0 | 0 | 0 | 0 |
|           | 3Q2005 | 0 | 0 | 0 | 0 | 0 | 0 | 0 |
|           | CY2005 | 0 | 0 | 0 | 0 | 0 | 0 | 0 |
| Gilchrist | 1Q2005 | 0 | 0 | 0 | 0 | 0 | 0 | 0 |
|           | 2Q2005 | 0 | 0 | 0 | 0 | 0 | 0 | 0 |
|           | 3Q2005 | 0 | 0 | 0 | 0 | 0 | 0 | 0 |
|           | CY2005 | 0 | 0 | 0 | 0 | 0 | 0 | 0 |
| Glades    | 1Q2005 | 0 | 0 | 0 | 0 | 0 | 0 | 0 |
|           | 2Q2005 | 0 | 0 | 0 | 0 | 0 | 0 | 0 |
|           | 3Q2005 | 0 | 0 | 0 | 0 | 0 | 0 | 0 |
|           | CY2005 | 0 | 0 | 0 | 0 | 0 | 0 | 0 |
| Gulf      | 1Q2005 | 0 | 0 | 0 | 0 | 0 | 0 | 0 |
|           | 2Q2005 | 0 | 0 | 0 | 0 | 0 | 0 | 0 |
|           | 3Q2005 | 0 | 0 | 0 | 0 | 0 | 0 | 0 |
|           | CY2005 | 0 | 0 | 0 | 0 | 0 | 0 | 0 |
| Hamilton  | 1Q2005 | 0 | 0 | 0 | 0 | 0 | 0 | 0 |
|           | 2Q2005 | 0 | 0 | 0 | 0 | 0 | 0 | 0 |
|           | 3Q2005 | 0 | 0 | 0 | 0 | 0 | 0 | 0 |
|           | CY2005 | 0 | 0 | 0 | 0 | 0 | 0 | 0 |
| Hardee    | 1Q2005 | 0 | 0 | 0 | 0 | 0 | 0 | 0 |
|           | 2Q2005 | 0 | 0 | 0 | 0 | 0 | 0 | 0 |
|           | 3Q2005 | 0 | 0 | 0 | 0 | 0 | 0 | 0 |
|           | CY2005 | 0 | 0 | 0 | 0 | 0 | 0 | 0 |
| Hendry    | 1Q2005 | 0 | 0 | 0 | 0 | 0 | 0 | 0 |
|           | 2Q2005 | 0 | 0 | 0 | 0 | 0 | 0 | 0 |
|           | 3Q2005 | 0 | 0 | 0 | 0 | 0 | 0 | 0 |
|           | CY2005 | 0 | 0 | 0 | 0 | 0 | 0 | 0 |

# Managed Care Enrollment by Company by Market Segment by County at Quarter End as of December 31, 2005

|              |        |   |   |   |   |   |   |   |
|--------------|--------|---|---|---|---|---|---|---|
| Hernando     | 1Q2005 | 0 | 0 | 0 | 0 | 0 | 0 | 0 |
|              | 2Q2005 | 0 | 0 | 0 | 0 | 0 | 0 | 0 |
|              | 3Q2005 | 0 | 0 | 0 | 0 | 0 | 0 | 0 |
|              | CY2005 | 0 | 0 | 0 | 0 | 0 | 0 | 0 |
| Highlands    | 1Q2005 | 0 | 0 | 0 | 0 | 0 | 0 | 0 |
|              | 2Q2005 | 0 | 0 | 0 | 0 | 0 | 0 | 0 |
|              | 3Q2005 | 0 | 0 | 0 | 0 | 0 | 0 | 0 |
|              | CY2005 | 0 | 0 | 0 | 0 | 0 | 0 | 0 |
| Hillsborough | 1Q2005 | 0 | 0 | 0 | 0 | 0 | 0 | 0 |
|              | 2Q2005 | 0 | 0 | 0 | 0 | 0 | 0 | 0 |
|              | 3Q2005 | 0 | 0 | 0 | 0 | 0 | 0 | 0 |
|              | CY2005 | 0 | 0 | 0 | 0 | 0 | 0 | 0 |
| Holmes       | 1Q2005 | 0 | 0 | 0 | 0 | 0 | 0 | 0 |
|              | 2Q2005 | 0 | 0 | 0 | 0 | 0 | 0 | 0 |
|              | 3Q2005 | 0 | 0 | 0 | 0 | 0 | 0 | 0 |
|              | CY2005 | 0 | 0 | 0 | 0 | 0 | 0 | 0 |
| Indian River | 1Q2005 | 0 | 0 | 0 | 0 | 0 | 0 | 0 |
|              | 2Q2005 | 0 | 0 | 0 | 0 | 0 | 0 | 0 |
|              | 3Q2005 | 0 | 0 | 0 | 0 | 0 | 0 | 0 |
|              | CY2005 | 0 | 0 | 0 | 0 | 0 | 0 | 0 |
| Jackson      | 1Q2005 | 0 | 0 | 0 | 0 | 0 | 0 | 0 |
|              | 2Q2005 | 0 | 0 | 0 | 0 | 0 | 0 | 0 |
|              | 3Q2005 | 0 | 0 | 0 | 0 | 0 | 0 | 0 |
|              | CY2005 | 0 | 0 | 0 | 0 | 0 | 0 | 0 |
| Jefferson    | 1Q2005 | 0 | 0 | 0 | 0 | 0 | 0 | 0 |
|              | 2Q2005 | 0 | 0 | 0 | 0 | 0 | 0 | 0 |
|              | 3Q2005 | 0 | 0 | 0 | 0 | 0 | 0 | 0 |
|              | CY2005 | 0 | 0 | 0 | 0 | 0 | 0 | 0 |
| Lafayette    | 1Q2005 | 0 | 0 | 0 | 0 | 0 | 0 | 0 |
|              | 2Q2005 | 0 | 0 | 0 | 0 | 0 | 0 | 0 |
|              | 3Q2005 | 0 | 0 | 0 | 0 | 0 | 0 | 0 |
|              | CY2005 | 0 | 0 | 0 | 0 | 0 | 0 | 0 |
| Lake         | 1Q2005 | 0 | 0 | 0 | 0 | 0 | 0 | 0 |
|              | 2Q2005 | 0 | 0 | 0 | 0 | 0 | 0 | 0 |
|              | 3Q2005 | 0 | 0 | 0 | 0 | 0 | 0 | 0 |
|              | CY2005 | 0 | 0 | 0 | 0 | 0 | 0 | 0 |
| Lee          | 1Q2005 | 0 | 0 | 0 | 0 | 0 | 0 | 0 |
|              | 2Q2005 | 0 | 0 | 0 | 0 | 0 | 0 | 0 |
|              | 3Q2005 | 0 | 0 | 0 | 0 | 0 | 0 | 0 |
|              | CY2005 | 0 | 0 | 0 | 0 | 0 | 0 | 0 |
| Leon         | 1Q2005 | 0 | 0 | 0 | 0 | 0 | 0 | 0 |
|              | 2Q2005 | 0 | 0 | 0 | 0 | 0 | 0 | 0 |
|              | 3Q2005 | 0 | 0 | 0 | 0 | 0 | 0 | 0 |
|              | CY2005 | 0 | 0 | 0 | 0 | 0 | 0 | 0 |
| Levy         | 1Q2005 | 0 | 0 | 0 | 0 | 0 | 0 | 0 |
|              | 2Q2005 | 0 | 0 | 0 | 0 | 0 | 0 | 0 |
|              | 3Q2005 | 0 | 0 | 0 | 0 | 0 | 0 | 0 |
|              | CY2005 | 0 | 0 | 0 | 0 | 0 | 0 | 0 |
| Liberty      | 1Q2005 | 0 | 0 | 0 | 0 | 0 | 0 | 0 |
|              | 2Q2005 | 0 | 0 | 0 | 0 | 0 | 0 | 0 |
|              | 3Q2005 | 0 | 0 | 0 | 0 | 0 | 0 | 0 |
|              | CY2005 | 0 | 0 | 0 | 0 | 0 | 0 | 0 |

# Managed Care Enrollment by Company by Market Segment by County at Quarter End as of December 31, 2005

|            |        |        |        |   |   |   |        |   |
|------------|--------|--------|--------|---|---|---|--------|---|
| Madison    | 1Q2005 | 0      | 0      | 0 | 0 | 0 | 0      | 0 |
|            | 2Q2005 | 0      | 0      | 0 | 0 | 0 | 0      | 0 |
|            | 3Q2005 | 0      | 0      | 0 | 0 | 0 | 0      | 0 |
|            | CY2005 | 0      | 0      | 0 | 0 | 0 | 0      | 0 |
| Manatee    | 1Q2005 | 0      | 0      | 0 | 0 | 0 | 0      | 0 |
|            | 2Q2005 | 0      | 0      | 0 | 0 | 0 | 0      | 0 |
|            | 3Q2005 | 0      | 0      | 0 | 0 | 0 | 0      | 0 |
|            | CY2005 | 0      | 0      | 0 | 0 | 0 | 0      | 0 |
| Marion     | 1Q2005 | 0      | 0      | 0 | 0 | 0 | 0      | 0 |
|            | 2Q2005 | 0      | 0      | 0 | 0 | 0 | 0      | 0 |
|            | 3Q2005 | 0      | 0      | 0 | 0 | 0 | 0      | 0 |
|            | CY2005 | 0      | 0      | 0 | 0 | 0 | 0      | 0 |
| Martin     | 1Q2005 | 0      | 0      | 0 | 0 | 0 | 0      | 0 |
|            | 2Q2005 | 0      | 0      | 0 | 0 | 0 | 0      | 0 |
|            | 3Q2005 | 0      | 0      | 0 | 0 | 0 | 0      | 0 |
|            | CY2005 | 0      | 0      | 0 | 0 | 0 | 0      | 0 |
| Miami-Dade | 1Q2005 | 66,824 | 34,602 | 0 | 0 | 0 | 37,611 | 0 |
|            | 2Q2005 | 65,391 | 34,574 | 0 | 0 | 0 | 0      | 0 |
|            | 3Q2005 | 64,285 | 33,507 | 0 | 0 | 0 | 0      | 0 |
|            | CY2005 | 63,691 | 33,629 | 0 | 0 | 0 | 0      | 0 |
| Monroe     | 1Q2005 | 0      | 0      | 0 | 0 | 0 | 0      | 0 |
|            | 2Q2005 | 0      | 0      | 0 | 0 | 0 | 0      | 0 |
|            | 3Q2005 | 0      | 0      | 0 | 0 | 0 | 0      | 0 |
|            | CY2005 | 0      | 0      | 0 | 0 | 0 | 0      | 0 |
| Nassau     | 1Q2005 | 0      | 0      | 0 | 0 | 0 | 0      | 0 |
|            | 2Q2005 | 0      | 0      | 0 | 0 | 0 | 0      | 0 |
|            | 3Q2005 | 0      | 0      | 0 | 0 | 0 | 0      | 0 |
|            | CY2005 | 0      | 0      | 0 | 0 | 0 | 0      | 0 |
| Okaloosa   | 1Q2005 | 0      | 0      | 0 | 0 | 0 | 0      | 0 |
|            | 2Q2005 | 0      | 0      | 0 | 0 | 0 | 0      | 0 |
|            | 3Q2005 | 0      | 0      | 0 | 0 | 0 | 0      | 0 |
|            | CY2005 | 0      | 0      | 0 | 0 | 0 | 0      | 0 |
| Okeechobee | 1Q2005 | 0      | 0      | 0 | 0 | 0 | 0      | 0 |
|            | 2Q2005 | 0      | 0      | 0 | 0 | 0 | 0      | 0 |
|            | 3Q2005 | 0      | 0      | 0 | 0 | 0 | 0      | 0 |
|            | CY2005 | 0      | 0      | 0 | 0 | 0 | 0      | 0 |
| Orange     | 1Q2005 | 0      | 0      | 0 | 0 | 0 | 0      | 0 |
|            | 2Q2005 | 0      | 0      | 0 | 0 | 0 | 0      | 0 |
|            | 3Q2005 | 0      | 0      | 0 | 0 | 0 | 0      | 0 |
|            | CY2005 | 0      | 0      | 0 | 0 | 0 | 0      | 0 |
| Osceola    | 1Q2005 | 0      | 0      | 0 | 0 | 0 | 0      | 0 |
|            | 2Q2005 | 0      | 0      | 0 | 0 | 0 | 0      | 0 |
|            | 3Q2005 | 0      | 0      | 0 | 0 | 0 | 0      | 0 |
|            | CY2005 | 0      | 0      | 0 | 0 | 0 | 0      | 0 |
| Other      | 1Q2005 | 0      | 0      | 0 | 0 | 0 | 0      | 0 |
|            | 2Q2005 | 0      | 0      | 0 | 0 | 0 | 0      | 0 |
|            | 3Q2005 | 0      | 0      | 0 | 0 | 0 | 0      | 0 |
|            | CY2005 | 0      | 0      | 0 | 0 | 0 | 0      | 0 |
| Palm Beach | 1Q2005 | 3,194  | 1,547  | 0 | 0 | 0 | 30     | 0 |
|            | 2Q2005 | 3,207  | 1,505  | 0 | 0 | 0 | 0      | 0 |
|            | 3Q2005 | 3,165  | 1,518  | 0 | 0 | 0 | 0      | 0 |
|            | CY2005 | 3,024  | 1,208  | 0 | 0 | 0 | 0      | 0 |

# Managed Care Enrollment by Company by Market Segment by County at Quarter End as of December 31, 2005

|            |        |   |   |   |   |   |   |   |
|------------|--------|---|---|---|---|---|---|---|
| Pasco      | 1Q2005 | 0 | 0 | 0 | 0 | 0 | 0 | 0 |
|            | 2Q2005 | 0 | 0 | 0 | 0 | 0 | 0 | 0 |
|            | 3Q2005 | 0 | 0 | 0 | 0 | 0 | 0 | 0 |
|            | CY2005 | 0 | 0 | 0 | 0 | 0 | 0 | 0 |
| Pinellas   | 1Q2005 | 0 | 0 | 0 | 0 | 0 | 0 | 0 |
|            | 2Q2005 | 0 | 0 | 0 | 0 | 0 | 0 | 0 |
|            | 3Q2005 | 0 | 0 | 0 | 0 | 0 | 0 | 0 |
|            | CY2005 | 0 | 0 | 0 | 0 | 0 | 0 | 0 |
| Polk       | 1Q2005 | 0 | 0 | 0 | 0 | 0 | 0 | 0 |
|            | 2Q2005 | 0 | 0 | 0 | 0 | 0 | 0 | 0 |
|            | 3Q2005 | 0 | 0 | 0 | 0 | 0 | 0 | 0 |
|            | CY2005 | 0 | 0 | 0 | 0 | 0 | 0 | 0 |
| Putnam     | 1Q2005 | 0 | 0 | 0 | 0 | 0 | 0 | 0 |
|            | 2Q2005 | 0 | 0 | 0 | 0 | 0 | 0 | 0 |
|            | 3Q2005 | 0 | 0 | 0 | 0 | 0 | 0 | 0 |
|            | CY2005 | 0 | 0 | 0 | 0 | 0 | 0 | 0 |
| Santa Rosa | 1Q2005 | 0 | 0 | 0 | 0 | 0 | 0 | 0 |
|            | 2Q2005 | 0 | 0 | 0 | 0 | 0 | 0 | 0 |
|            | 3Q2005 | 0 | 0 | 0 | 0 | 0 | 0 | 0 |
|            | CY2005 | 0 | 0 | 0 | 0 | 0 | 0 | 0 |
| Sarasota   | 1Q2005 | 0 | 0 | 0 | 0 | 0 | 0 | 0 |
|            | 2Q2005 | 0 | 0 | 0 | 0 | 0 | 0 | 0 |
|            | 3Q2005 | 0 | 0 | 0 | 0 | 0 | 0 | 0 |
|            | CY2005 | 0 | 0 | 0 | 0 | 0 | 0 | 0 |
| Seminole   | 1Q2005 | 0 | 0 | 0 | 0 | 0 | 0 | 0 |
|            | 2Q2005 | 0 | 0 | 0 | 0 | 0 | 0 | 0 |
|            | 3Q2005 | 0 | 0 | 0 | 0 | 0 | 0 | 0 |
|            | CY2005 | 0 | 0 | 0 | 0 | 0 | 0 | 0 |
| St. Johns  | 1Q2005 | 0 | 0 | 0 | 0 | 0 | 0 | 0 |
|            | 2Q2005 | 0 | 0 | 0 | 0 | 0 | 0 | 0 |
|            | 3Q2005 | 0 | 0 | 0 | 0 | 0 | 0 | 0 |
|            | CY2005 | 0 | 0 | 0 | 0 | 0 | 0 | 0 |
| St. Lucie  | 1Q2005 | 0 | 0 | 0 | 0 | 0 | 0 | 0 |
|            | 2Q2005 | 0 | 0 | 0 | 0 | 0 | 0 | 0 |
|            | 3Q2005 | 0 | 0 | 0 | 0 | 0 | 0 | 0 |
|            | CY2005 | 0 | 0 | 0 | 0 | 0 | 0 | 0 |
| Sumter     | 1Q2005 | 0 | 0 | 0 | 0 | 0 | 0 | 0 |
|            | 2Q2005 | 0 | 0 | 0 | 0 | 0 | 0 | 0 |
|            | 3Q2005 | 0 | 0 | 0 | 0 | 0 | 0 | 0 |
|            | CY2005 | 0 | 0 | 0 | 0 | 0 | 0 | 0 |
| Suwannee   | 1Q2005 | 0 | 0 | 0 | 0 | 0 | 0 | 0 |
|            | 2Q2005 | 0 | 0 | 0 | 0 | 0 | 0 | 0 |
|            | 3Q2005 | 0 | 0 | 0 | 0 | 0 | 0 | 0 |
|            | CY2005 | 0 | 0 | 0 | 0 | 0 | 0 | 0 |
| Taylor     | 1Q2005 | 0 | 0 | 0 | 0 | 0 | 0 | 0 |
|            | 2Q2005 | 0 | 0 | 0 | 0 | 0 | 0 | 0 |
|            | 3Q2005 | 0 | 0 | 0 | 0 | 0 | 0 | 0 |
|            | CY2005 | 0 | 0 | 0 | 0 | 0 | 0 | 0 |
| Union      | 1Q2005 | 0 | 0 | 0 | 0 | 0 | 0 | 0 |
|            | 2Q2005 | 0 | 0 | 0 | 0 | 0 | 0 | 0 |
|            | 3Q2005 | 0 | 0 | 0 | 0 | 0 | 0 | 0 |
|            | CY2005 | 0 | 0 | 0 | 0 | 0 | 0 | 0 |

# Managed Care Enrollment by Company by Market Segment by County at Quarter End as of December 31, 2005

|            |        |   |   |   |   |   |   |   |
|------------|--------|---|---|---|---|---|---|---|
| Volusia    | 1Q2005 | 0 | 0 | 0 | 0 | 0 | 0 | 0 |
|            | 2Q2005 | 0 | 0 | 0 | 0 | 0 | 0 | 0 |
|            | 3Q2005 | 0 | 0 | 0 | 0 | 0 | 0 | 0 |
|            | CY2005 | 0 | 0 | 0 | 0 | 0 | 0 | 0 |
| Wakulla    | 1Q2005 | 0 | 0 | 0 | 0 | 0 | 0 | 0 |
|            | 2Q2005 | 0 | 0 | 0 | 0 | 0 | 0 | 0 |
|            | 3Q2005 | 0 | 0 | 0 | 0 | 0 | 0 | 0 |
|            | CY2005 | 0 | 0 | 0 | 0 | 0 | 0 | 0 |
| Walton     | 1Q2005 | 0 | 0 | 0 | 0 | 0 | 0 | 0 |
|            | 2Q2005 | 0 | 0 | 0 | 0 | 0 | 0 | 0 |
|            | 3Q2005 | 0 | 0 | 0 | 0 | 0 | 0 | 0 |
|            | CY2005 | 0 | 0 | 0 | 0 | 0 | 0 | 0 |
| Washington | 1Q2005 | 0 | 0 | 0 | 0 | 0 | 0 | 0 |
|            | 2Q2005 | 0 | 0 | 0 | 0 | 0 | 0 | 0 |
|            | 3Q2005 | 0 | 0 | 0 | 0 | 0 | 0 | 0 |
|            | CY2005 | 0 | 0 | 0 | 0 | 0 | 0 | 0 |

# Managed Care Enrollment by Company by Market Segment by County at Quarter End as of December 31, 2005

**OPTIMUM HEALTHCARE, INC.**

NAIC Company Code

12259

|           |        | SMALL GROUP | LARGE GROUP | INDIVIDUAL | HEALTHY KIDS | MEDICAID | MEDICARE | FEDERAL EMPLOYEES |
|-----------|--------|-------------|-------------|------------|--------------|----------|----------|-------------------|
| Alachua   | 1Q2005 | 0           | 0           | 0          | 0            | 0        | 0        | 0                 |
|           | 2Q2005 | 0           | 0           | 0          | 0            | 0        | 0        | 0                 |
|           | 3Q2005 | 0           | 0           | 0          | 0            | 0        | 0        | 0                 |
|           | CY2005 | 0           | 0           | 0          | 0            | 0        | 0        | 0                 |
| Baker     | 1Q2005 | 0           | 0           | 0          | 0            | 0        | 0        | 0                 |
|           | 2Q2005 | 0           | 0           | 0          | 0            | 0        | 0        | 0                 |
|           | 3Q2005 | 0           | 0           | 0          | 0            | 0        | 0        | 0                 |
|           | CY2005 | 0           | 0           | 0          | 0            | 0        | 0        | 0                 |
| Bay       | 1Q2005 | 0           | 0           | 0          | 0            | 0        | 0        | 0                 |
|           | 2Q2005 | 0           | 0           | 0          | 0            | 0        | 0        | 0                 |
|           | 3Q2005 | 0           | 0           | 0          | 0            | 0        | 0        | 0                 |
|           | CY2005 | 0           | 0           | 0          | 0            | 0        | 0        | 0                 |
| Bradford  | 1Q2005 | 0           | 0           | 0          | 0            | 0        | 0        | 0                 |
|           | 2Q2005 | 0           | 0           | 0          | 0            | 0        | 0        | 0                 |
|           | 3Q2005 | 0           | 0           | 0          | 0            | 0        | 0        | 0                 |
|           | CY2005 | 0           | 0           | 0          | 0            | 0        | 0        | 0                 |
| Brevard   | 1Q2005 | 0           | 0           | 0          | 0            | 0        | 0        | 0                 |
|           | 2Q2005 | 0           | 0           | 0          | 0            | 0        | 0        | 0                 |
|           | 3Q2005 | 0           | 0           | 0          | 0            | 0        | 0        | 0                 |
|           | CY2005 | 0           | 0           | 0          | 0            | 0        | 0        | 0                 |
| Broward   | 1Q2005 | 0           | 0           | 0          | 0            | 0        | 0        | 0                 |
|           | 2Q2005 | 0           | 0           | 0          | 0            | 0        | 0        | 0                 |
|           | 3Q2005 | 0           | 0           | 0          | 0            | 0        | 0        | 0                 |
|           | CY2005 | 0           | 0           | 0          | 0            | 0        | 0        | 0                 |
| Calhoun   | 1Q2005 | 0           | 0           | 0          | 0            | 0        | 0        | 0                 |
|           | 2Q2005 | 0           | 0           | 0          | 0            | 0        | 0        | 0                 |
|           | 3Q2005 | 0           | 0           | 0          | 0            | 0        | 0        | 0                 |
|           | CY2005 | 0           | 0           | 0          | 0            | 0        | 0        | 0                 |
| Charlotte | 1Q2005 | 0           | 0           | 0          | 0            | 0        | 0        | 0                 |
|           | 2Q2005 | 0           | 0           | 0          | 0            | 0        | 0        | 0                 |
|           | 3Q2005 | 0           | 0           | 0          | 0            | 0        | 0        | 0                 |
|           | CY2005 | 0           | 0           | 0          | 0            | 0        | 0        | 0                 |
| Citrus    | 1Q2005 | 0           | 0           | 0          | 0            | 0        | 0        | 0                 |
|           | 2Q2005 | 0           | 0           | 0          | 0            | 0        | 0        | 0                 |
|           | 3Q2005 | 0           | 0           | 0          | 0            | 0        | 0        | 0                 |
|           | CY2005 | 0           | 0           | 0          | 0            | 0        | 0        | 0                 |
| Clay      | 1Q2005 | 0           | 0           | 0          | 0            | 0        | 0        | 0                 |
|           | 2Q2005 | 0           | 0           | 0          | 0            | 0        | 0        | 0                 |
|           | 3Q2005 | 0           | 0           | 0          | 0            | 0        | 0        | 0                 |
|           | CY2005 | 0           | 0           | 0          | 0            | 0        | 0        | 0                 |
| Collier   | 1Q2005 | 0           | 0           | 0          | 0            | 0        | 0        | 0                 |
|           | 2Q2005 | 0           | 0           | 0          | 0            | 0        | 0        | 0                 |
|           | 3Q2005 | 0           | 0           | 0          | 0            | 0        | 0        | 0                 |
|           | CY2005 | 0           | 0           | 0          | 0            | 0        | 0        | 0                 |
| Columbia  | 1Q2005 | 0           | 0           | 0          | 0            | 0        | 0        | 0                 |
|           | 2Q2005 | 0           | 0           | 0          | 0            | 0        | 0        | 0                 |
|           | 3Q2005 | 0           | 0           | 0          | 0            | 0        | 0        | 0                 |
|           | CY2005 | 0           | 0           | 0          | 0            | 0        | 0        | 0                 |

# Managed Care Enrollment by Company by Market Segment by County at Quarter End as of December 31, 2005

|           |        |   |   |   |   |   |   |   |
|-----------|--------|---|---|---|---|---|---|---|
| De Soto   | 1Q2005 | 0 | 0 | 0 | 0 | 0 | 0 | 0 |
|           | 2Q2005 | 0 | 0 | 0 | 0 | 0 | 0 | 0 |
|           | 3Q2005 | 0 | 0 | 0 | 0 | 0 | 0 | 0 |
|           | CY2005 | 0 | 0 | 0 | 0 | 0 | 0 | 0 |
| Dixie     | 1Q2005 | 0 | 0 | 0 | 0 | 0 | 0 | 0 |
|           | 2Q2005 | 0 | 0 | 0 | 0 | 0 | 0 | 0 |
|           | 3Q2005 | 0 | 0 | 0 | 0 | 0 | 0 | 0 |
|           | CY2005 | 0 | 0 | 0 | 0 | 0 | 0 | 0 |
| Duval     | 1Q2005 | 0 | 0 | 0 | 0 | 0 | 0 | 0 |
|           | 2Q2005 | 0 | 0 | 0 | 0 | 0 | 0 | 0 |
|           | 3Q2005 | 0 | 0 | 0 | 0 | 0 | 0 | 0 |
|           | CY2005 | 0 | 0 | 0 | 0 | 0 | 0 | 0 |
| Escambia  | 1Q2005 | 0 | 0 | 0 | 0 | 0 | 0 | 0 |
|           | 2Q2005 | 0 | 0 | 0 | 0 | 0 | 0 | 0 |
|           | 3Q2005 | 0 | 0 | 0 | 0 | 0 | 0 | 0 |
|           | CY2005 | 0 | 0 | 0 | 0 | 0 | 0 | 0 |
| Flagler   | 1Q2005 | 0 | 0 | 0 | 0 | 0 | 0 | 0 |
|           | 2Q2005 | 0 | 0 | 0 | 0 | 0 | 0 | 0 |
|           | 3Q2005 | 0 | 0 | 0 | 0 | 0 | 0 | 0 |
|           | CY2005 | 0 | 0 | 0 | 0 | 0 | 0 | 0 |
| Franklin  | 1Q2005 | 0 | 0 | 0 | 0 | 0 | 0 | 0 |
|           | 2Q2005 | 0 | 0 | 0 | 0 | 0 | 0 | 0 |
|           | 3Q2005 | 0 | 0 | 0 | 0 | 0 | 0 | 0 |
|           | CY2005 | 0 | 0 | 0 | 0 | 0 | 0 | 0 |
| Gadsden   | 1Q2005 | 0 | 0 | 0 | 0 | 0 | 0 | 0 |
|           | 2Q2005 | 0 | 0 | 0 | 0 | 0 | 0 | 0 |
|           | 3Q2005 | 0 | 0 | 0 | 0 | 0 | 0 | 0 |
|           | CY2005 | 0 | 0 | 0 | 0 | 0 | 0 | 0 |
| Gilchrist | 1Q2005 | 0 | 0 | 0 | 0 | 0 | 0 | 0 |
|           | 2Q2005 | 0 | 0 | 0 | 0 | 0 | 0 | 0 |
|           | 3Q2005 | 0 | 0 | 0 | 0 | 0 | 0 | 0 |
|           | CY2005 | 0 | 0 | 0 | 0 | 0 | 0 | 0 |
| Glades    | 1Q2005 | 0 | 0 | 0 | 0 | 0 | 0 | 0 |
|           | 2Q2005 | 0 | 0 | 0 | 0 | 0 | 0 | 0 |
|           | 3Q2005 | 0 | 0 | 0 | 0 | 0 | 0 | 0 |
|           | CY2005 | 0 | 0 | 0 | 0 | 0 | 0 | 0 |
| Gulf      | 1Q2005 | 0 | 0 | 0 | 0 | 0 | 0 | 0 |
|           | 2Q2005 | 0 | 0 | 0 | 0 | 0 | 0 | 0 |
|           | 3Q2005 | 0 | 0 | 0 | 0 | 0 | 0 | 0 |
|           | CY2005 | 0 | 0 | 0 | 0 | 0 | 0 | 0 |
| Hamilton  | 1Q2005 | 0 | 0 | 0 | 0 | 0 | 0 | 0 |
|           | 2Q2005 | 0 | 0 | 0 | 0 | 0 | 0 | 0 |
|           | 3Q2005 | 0 | 0 | 0 | 0 | 0 | 0 | 0 |
|           | CY2005 | 0 | 0 | 0 | 0 | 0 | 0 | 0 |
| Hardee    | 1Q2005 | 0 | 0 | 0 | 0 | 0 | 0 | 0 |
|           | 2Q2005 | 0 | 0 | 0 | 0 | 0 | 0 | 0 |
|           | 3Q2005 | 0 | 0 | 0 | 0 | 0 | 0 | 0 |
|           | CY2005 | 0 | 0 | 0 | 0 | 0 | 0 | 0 |
| Hendry    | 1Q2005 | 0 | 0 | 0 | 0 | 0 | 0 | 0 |
|           | 2Q2005 | 0 | 0 | 0 | 0 | 0 | 0 | 0 |
|           | 3Q2005 | 0 | 0 | 0 | 0 | 0 | 0 | 0 |
|           | CY2005 | 0 | 0 | 0 | 0 | 0 | 0 | 0 |

# Managed Care Enrollment by Company by Market Segment by County at Quarter End as of December 31, 2005

|              |        |   |   |   |   |   |   |   |
|--------------|--------|---|---|---|---|---|---|---|
| Hernando     | 1Q2005 | 0 | 0 | 0 | 0 | 0 | 0 | 0 |
|              | 2Q2005 | 0 | 0 | 0 | 0 | 0 | 0 | 0 |
|              | 3Q2005 | 0 | 0 | 0 | 0 | 0 | 0 | 0 |
|              | CY2005 | 0 | 0 | 0 | 0 | 0 | 0 | 0 |
| Highlands    | 1Q2005 | 0 | 0 | 0 | 0 | 0 | 0 | 0 |
|              | 2Q2005 | 0 | 0 | 0 | 0 | 0 | 0 | 0 |
|              | 3Q2005 | 0 | 0 | 0 | 0 | 0 | 0 | 0 |
|              | CY2005 | 0 | 0 | 0 | 0 | 0 | 0 | 0 |
| Hillsborough | 1Q2005 | 0 | 0 | 0 | 0 | 0 | 0 | 0 |
|              | 2Q2005 | 0 | 0 | 0 | 0 | 0 | 0 | 0 |
|              | 3Q2005 | 0 | 0 | 0 | 0 | 0 | 0 | 0 |
|              | CY2005 | 0 | 0 | 0 | 0 | 0 | 0 | 0 |
| Holmes       | 1Q2005 | 0 | 0 | 0 | 0 | 0 | 0 | 0 |
|              | 2Q2005 | 0 | 0 | 0 | 0 | 0 | 0 | 0 |
|              | 3Q2005 | 0 | 0 | 0 | 0 | 0 | 0 | 0 |
|              | CY2005 | 0 | 0 | 0 | 0 | 0 | 0 | 0 |
| Indian River | 1Q2005 | 0 | 0 | 0 | 0 | 0 | 0 | 0 |
|              | 2Q2005 | 0 | 0 | 0 | 0 | 0 | 0 | 0 |
|              | 3Q2005 | 0 | 0 | 0 | 0 | 0 | 0 | 0 |
|              | CY2005 | 0 | 0 | 0 | 0 | 0 | 0 | 0 |
| Jackson      | 1Q2005 | 0 | 0 | 0 | 0 | 0 | 0 | 0 |
|              | 2Q2005 | 0 | 0 | 0 | 0 | 0 | 0 | 0 |
|              | 3Q2005 | 0 | 0 | 0 | 0 | 0 | 0 | 0 |
|              | CY2005 | 0 | 0 | 0 | 0 | 0 | 0 | 0 |
| Jefferson    | 1Q2005 | 0 | 0 | 0 | 0 | 0 | 0 | 0 |
|              | 2Q2005 | 0 | 0 | 0 | 0 | 0 | 0 | 0 |
|              | 3Q2005 | 0 | 0 | 0 | 0 | 0 | 0 | 0 |
|              | CY2005 | 0 | 0 | 0 | 0 | 0 | 0 | 0 |
| Lafayette    | 1Q2005 | 0 | 0 | 0 | 0 | 0 | 0 | 0 |
|              | 2Q2005 | 0 | 0 | 0 | 0 | 0 | 0 | 0 |
|              | 3Q2005 | 0 | 0 | 0 | 0 | 0 | 0 | 0 |
|              | CY2005 | 0 | 0 | 0 | 0 | 0 | 0 | 0 |
| Lake         | 1Q2005 | 0 | 0 | 0 | 0 | 0 | 0 | 0 |
|              | 2Q2005 | 0 | 0 | 0 | 0 | 0 | 0 | 0 |
|              | 3Q2005 | 0 | 0 | 0 | 0 | 0 | 0 | 0 |
|              | CY2005 | 0 | 0 | 0 | 0 | 0 | 0 | 0 |
| Lee          | 1Q2005 | 0 | 0 | 0 | 0 | 0 | 0 | 0 |
|              | 2Q2005 | 0 | 0 | 0 | 0 | 0 | 0 | 0 |
|              | 3Q2005 | 0 | 0 | 0 | 0 | 0 | 0 | 0 |
|              | CY2005 | 0 | 0 | 0 | 0 | 0 | 0 | 0 |
| Leon         | 1Q2005 | 0 | 0 | 0 | 0 | 0 | 0 | 0 |
|              | 2Q2005 | 0 | 0 | 0 | 0 | 0 | 0 | 0 |
|              | 3Q2005 | 0 | 0 | 0 | 0 | 0 | 0 | 0 |
|              | CY2005 | 0 | 0 | 0 | 0 | 0 | 0 | 0 |
| Levy         | 1Q2005 | 0 | 0 | 0 | 0 | 0 | 0 | 0 |
|              | 2Q2005 | 0 | 0 | 0 | 0 | 0 | 0 | 0 |
|              | 3Q2005 | 0 | 0 | 0 | 0 | 0 | 0 | 0 |
|              | CY2005 | 0 | 0 | 0 | 0 | 0 | 0 | 0 |
| Liberty      | 1Q2005 | 0 | 0 | 0 | 0 | 0 | 0 | 0 |
|              | 2Q2005 | 0 | 0 | 0 | 0 | 0 | 0 | 0 |
|              | 3Q2005 | 0 | 0 | 0 | 0 | 0 | 0 | 0 |
|              | CY2005 | 0 | 0 | 0 | 0 | 0 | 0 | 0 |

# Managed Care Enrollment by Company by Market Segment by County at Quarter End as of December 31, 2005

|            |        |   |   |   |   |   |   |   |
|------------|--------|---|---|---|---|---|---|---|
| Madison    | 1Q2005 | 0 | 0 | 0 | 0 | 0 | 0 | 0 |
|            | 2Q2005 | 0 | 0 | 0 | 0 | 0 | 0 | 0 |
|            | 3Q2005 | 0 | 0 | 0 | 0 | 0 | 0 | 0 |
|            | CY2005 | 0 | 0 | 0 | 0 | 0 | 0 | 0 |
| Manatee    | 1Q2005 | 0 | 0 | 0 | 0 | 0 | 0 | 0 |
|            | 2Q2005 | 0 | 0 | 0 | 0 | 0 | 0 | 0 |
|            | 3Q2005 | 0 | 0 | 0 | 0 | 0 | 0 | 0 |
|            | CY2005 | 0 | 0 | 0 | 0 | 0 | 0 | 0 |
| Marion     | 1Q2005 | 0 | 0 | 0 | 0 | 0 | 0 | 0 |
|            | 2Q2005 | 0 | 0 | 0 | 0 | 0 | 0 | 0 |
|            | 3Q2005 | 0 | 0 | 0 | 0 | 0 | 0 | 0 |
|            | CY2005 | 0 | 0 | 0 | 0 | 0 | 0 | 0 |
| Martin     | 1Q2005 | 0 | 0 | 0 | 0 | 0 | 0 | 0 |
|            | 2Q2005 | 0 | 0 | 0 | 0 | 0 | 0 | 0 |
|            | 3Q2005 | 0 | 0 | 0 | 0 | 0 | 0 | 0 |
|            | CY2005 | 0 | 0 | 0 | 0 | 0 | 0 | 0 |
| Miami-Dade | 1Q2005 | 0 | 0 | 0 | 0 | 0 | 0 | 0 |
|            | 2Q2005 | 0 | 0 | 0 | 0 | 0 | 0 | 0 |
|            | 3Q2005 | 0 | 0 | 0 | 0 | 0 | 0 | 0 |
|            | CY2005 | 0 | 0 | 0 | 0 | 0 | 0 | 0 |
| Monroe     | 1Q2005 | 0 | 0 | 0 | 0 | 0 | 0 | 0 |
|            | 2Q2005 | 0 | 0 | 0 | 0 | 0 | 0 | 0 |
|            | 3Q2005 | 0 | 0 | 0 | 0 | 0 | 0 | 0 |
|            | CY2005 | 0 | 0 | 0 | 0 | 0 | 0 | 0 |
| Nassau     | 1Q2005 | 0 | 0 | 0 | 0 | 0 | 0 | 0 |
|            | 2Q2005 | 0 | 0 | 0 | 0 | 0 | 0 | 0 |
|            | 3Q2005 | 0 | 0 | 0 | 0 | 0 | 0 | 0 |
|            | CY2005 | 0 | 0 | 0 | 0 | 0 | 0 | 0 |
| Okaloosa   | 1Q2005 | 0 | 0 | 0 | 0 | 0 | 0 | 0 |
|            | 2Q2005 | 0 | 0 | 0 | 0 | 0 | 0 | 0 |
|            | 3Q2005 | 0 | 0 | 0 | 0 | 0 | 0 | 0 |
|            | CY2005 | 0 | 0 | 0 | 0 | 0 | 0 | 0 |
| Okeechobee | 1Q2005 | 0 | 0 | 0 | 0 | 0 | 0 | 0 |
|            | 2Q2005 | 0 | 0 | 0 | 0 | 0 | 0 | 0 |
|            | 3Q2005 | 0 | 0 | 0 | 0 | 0 | 0 | 0 |
|            | CY2005 | 0 | 0 | 0 | 0 | 0 | 0 | 0 |
| Orange     | 1Q2005 | 0 | 0 | 0 | 0 | 0 | 0 | 0 |
|            | 2Q2005 | 0 | 0 | 0 | 0 | 0 | 0 | 0 |
|            | 3Q2005 | 0 | 0 | 0 | 0 | 0 | 0 | 0 |
|            | CY2005 | 0 | 0 | 0 | 0 | 0 | 0 | 0 |
| Osceola    | 1Q2005 | 0 | 0 | 0 | 0 | 0 | 0 | 0 |
|            | 2Q2005 | 0 | 0 | 0 | 0 | 0 | 0 | 0 |
|            | 3Q2005 | 0 | 0 | 0 | 0 | 0 | 0 | 0 |
|            | CY2005 | 0 | 0 | 0 | 0 | 0 | 0 | 0 |
| Other      | 1Q2005 | 0 | 0 | 0 | 0 | 0 | 0 | 0 |
|            | 2Q2005 | 0 | 0 | 0 | 0 | 0 | 0 | 0 |
|            | 3Q2005 | 0 | 0 | 0 | 0 | 0 | 0 | 0 |
|            | CY2005 | 0 | 0 | 0 | 0 | 0 | 0 | 0 |
| Palm Beach | 1Q2005 | 0 | 0 | 0 | 0 | 0 | 0 | 0 |
|            | 2Q2005 | 0 | 0 | 0 | 0 | 0 | 0 | 0 |
|            | 3Q2005 | 0 | 0 | 0 | 0 | 0 | 0 | 0 |
|            | CY2005 | 0 | 0 | 0 | 0 | 0 | 0 | 0 |

# Managed Care Enrollment by Company by Market Segment by County at Quarter End as of December 31, 2005

|            |        |   |   |   |   |   |   |   |
|------------|--------|---|---|---|---|---|---|---|
| Pasco      | 1Q2005 | 0 | 0 | 0 | 0 | 0 | 0 | 0 |
|            | 2Q2005 | 0 | 0 | 0 | 0 | 0 | 0 | 0 |
|            | 3Q2005 | 0 | 0 | 0 | 0 | 0 | 0 | 0 |
|            | CY2005 | 0 | 0 | 0 | 0 | 0 | 0 | 0 |
| Pinellas   | 1Q2005 | 0 | 0 | 0 | 0 | 0 | 0 | 0 |
|            | 2Q2005 | 0 | 0 | 0 | 0 | 0 | 0 | 0 |
|            | 3Q2005 | 0 | 0 | 0 | 0 | 0 | 0 | 0 |
|            | CY2005 | 0 | 0 | 0 | 0 | 0 | 0 | 0 |
| Polk       | 1Q2005 | 0 | 0 | 0 | 0 | 0 | 0 | 0 |
|            | 2Q2005 | 0 | 0 | 0 | 0 | 0 | 0 | 0 |
|            | 3Q2005 | 0 | 0 | 0 | 0 | 0 | 0 | 0 |
|            | CY2005 | 0 | 0 | 0 | 0 | 0 | 0 | 0 |
| Putnam     | 1Q2005 | 0 | 0 | 0 | 0 | 0 | 0 | 0 |
|            | 2Q2005 | 0 | 0 | 0 | 0 | 0 | 0 | 0 |
|            | 3Q2005 | 0 | 0 | 0 | 0 | 0 | 0 | 0 |
|            | CY2005 | 0 | 0 | 0 | 0 | 0 | 0 | 0 |
| Santa Rosa | 1Q2005 | 0 | 0 | 0 | 0 | 0 | 0 | 0 |
|            | 2Q2005 | 0 | 0 | 0 | 0 | 0 | 0 | 0 |
|            | 3Q2005 | 0 | 0 | 0 | 0 | 0 | 0 | 0 |
|            | CY2005 | 0 | 0 | 0 | 0 | 0 | 0 | 0 |
| Sarasota   | 1Q2005 | 0 | 0 | 0 | 0 | 0 | 0 | 0 |
|            | 2Q2005 | 0 | 0 | 0 | 0 | 0 | 0 | 0 |
|            | 3Q2005 | 0 | 0 | 0 | 0 | 0 | 0 | 0 |
|            | CY2005 | 0 | 0 | 0 | 0 | 0 | 0 | 0 |
| Seminole   | 1Q2005 | 0 | 0 | 0 | 0 | 0 | 0 | 0 |
|            | 2Q2005 | 0 | 0 | 0 | 0 | 0 | 0 | 0 |
|            | 3Q2005 | 0 | 0 | 0 | 0 | 0 | 0 | 0 |
|            | CY2005 | 0 | 0 | 0 | 0 | 0 | 0 | 0 |
| St. Johns  | 1Q2005 | 0 | 0 | 0 | 0 | 0 | 0 | 0 |
|            | 2Q2005 | 0 | 0 | 0 | 0 | 0 | 0 | 0 |
|            | 3Q2005 | 0 | 0 | 0 | 0 | 0 | 0 | 0 |
|            | CY2005 | 0 | 0 | 0 | 0 | 0 | 0 | 0 |
| St. Lucie  | 1Q2005 | 0 | 0 | 0 | 0 | 0 | 0 | 0 |
|            | 2Q2005 | 0 | 0 | 0 | 0 | 0 | 0 | 0 |
|            | 3Q2005 | 0 | 0 | 0 | 0 | 0 | 0 | 0 |
|            | CY2005 | 0 | 0 | 0 | 0 | 0 | 0 | 0 |
| Sumter     | 1Q2005 | 0 | 0 | 0 | 0 | 0 | 0 | 0 |
|            | 2Q2005 | 0 | 0 | 0 | 0 | 0 | 0 | 0 |
|            | 3Q2005 | 0 | 0 | 0 | 0 | 0 | 0 | 0 |
|            | CY2005 | 0 | 0 | 0 | 0 | 0 | 0 | 0 |
| Suwannee   | 1Q2005 | 0 | 0 | 0 | 0 | 0 | 0 | 0 |
|            | 2Q2005 | 0 | 0 | 0 | 0 | 0 | 0 | 0 |
|            | 3Q2005 | 0 | 0 | 0 | 0 | 0 | 0 | 0 |
|            | CY2005 | 0 | 0 | 0 | 0 | 0 | 0 | 0 |
| Taylor     | 1Q2005 | 0 | 0 | 0 | 0 | 0 | 0 | 0 |
|            | 2Q2005 | 0 | 0 | 0 | 0 | 0 | 0 | 0 |
|            | 3Q2005 | 0 | 0 | 0 | 0 | 0 | 0 | 0 |
|            | CY2005 | 0 | 0 | 0 | 0 | 0 | 0 | 0 |
| Union      | 1Q2005 | 0 | 0 | 0 | 0 | 0 | 0 | 0 |
|            | 2Q2005 | 0 | 0 | 0 | 0 | 0 | 0 | 0 |
|            | 3Q2005 | 0 | 0 | 0 | 0 | 0 | 0 | 0 |
|            | CY2005 | 0 | 0 | 0 | 0 | 0 | 0 | 0 |

# Managed Care Enrollment by Company by Market Segment by County at Quarter End as of December 31, 2005

|            |        |   |   |   |   |   |   |   |
|------------|--------|---|---|---|---|---|---|---|
| Volusia    | 1Q2005 | 0 | 0 | 0 | 0 | 0 | 0 | 0 |
|            | 2Q2005 | 0 | 0 | 0 | 0 | 0 | 0 | 0 |
|            | 3Q2005 | 0 | 0 | 0 | 0 | 0 | 0 | 0 |
|            | CY2005 | 0 | 0 | 0 | 0 | 0 | 0 | 0 |
| Wakulla    | 1Q2005 | 0 | 0 | 0 | 0 | 0 | 0 | 0 |
|            | 2Q2005 | 0 | 0 | 0 | 0 | 0 | 0 | 0 |
|            | 3Q2005 | 0 | 0 | 0 | 0 | 0 | 0 | 0 |
|            | CY2005 | 0 | 0 | 0 | 0 | 0 | 0 | 0 |
| Walton     | 1Q2005 | 0 | 0 | 0 | 0 | 0 | 0 | 0 |
|            | 2Q2005 | 0 | 0 | 0 | 0 | 0 | 0 | 0 |
|            | 3Q2005 | 0 | 0 | 0 | 0 | 0 | 0 | 0 |
|            | CY2005 | 0 | 0 | 0 | 0 | 0 | 0 | 0 |
| Washington | 1Q2005 | 0 | 0 | 0 | 0 | 0 | 0 | 0 |
|            | 2Q2005 | 0 | 0 | 0 | 0 | 0 | 0 | 0 |
|            | 3Q2005 | 0 | 0 | 0 | 0 | 0 | 0 | 0 |
|            | CY2005 | 0 | 0 | 0 | 0 | 0 | 0 | 0 |

# Managed Care Enrollment by Company by Market Segment by County at Quarter End as of December 31, 2005

**PARTNERCARE HEALTH PLAN, INC**

NAIC Company Code

12330

|           |        | SMALL GROUP | LARGE GROUP | INDIVIDUAL | HEALTHY KIDS | MEDICAID | MEDICARE | FEDERAL EMPLOYEES |
|-----------|--------|-------------|-------------|------------|--------------|----------|----------|-------------------|
| Alachua   | 1Q2005 |             |             |            |              |          |          |                   |
|           | 2Q2005 |             |             |            |              |          |          |                   |
|           | 3Q2005 |             |             |            |              |          |          |                   |
|           | CY2005 | 0           | 0           | 0          | 0            | 0        | 0        | 0                 |
| Baker     | 1Q2005 |             |             |            |              |          |          |                   |
|           | 2Q2005 |             |             |            |              |          |          |                   |
|           | 3Q2005 |             |             |            |              |          |          |                   |
|           | CY2005 | 0           | 0           | 0          | 0            | 0        | 0        | 0                 |
| Bay       | 1Q2005 |             |             |            |              |          |          |                   |
|           | 2Q2005 |             |             |            |              |          |          |                   |
|           | 3Q2005 |             |             |            |              |          |          |                   |
|           | CY2005 | 0           | 0           | 0          | 0            | 0        | 0        | 0                 |
| Bradford  | 1Q2005 |             |             |            |              |          |          |                   |
|           | 2Q2005 |             |             |            |              |          |          |                   |
|           | 3Q2005 |             |             |            |              |          |          |                   |
|           | CY2005 | 0           | 0           | 0          | 0            | 0        | 0        | 0                 |
| Brevard   | 1Q2005 |             |             |            |              |          |          |                   |
|           | 2Q2005 |             |             |            |              |          |          |                   |
|           | 3Q2005 |             |             |            |              |          |          |                   |
|           | CY2005 | 0           | 0           | 0          | 0            | 0        | 0        | 0                 |
| Broward   | 1Q2005 |             |             |            |              |          |          |                   |
|           | 2Q2005 |             |             |            |              |          |          |                   |
|           | 3Q2005 |             |             |            |              |          |          |                   |
|           | CY2005 | 0           | 0           | 0          | 0            | 0        | 0        | 0                 |
| Calhoun   | 1Q2005 |             |             |            |              |          |          |                   |
|           | 2Q2005 |             |             |            |              |          |          |                   |
|           | 3Q2005 |             |             |            |              |          |          |                   |
|           | CY2005 | 0           | 0           | 0          | 0            | 0        | 0        | 0                 |
| Charlotte | 1Q2005 |             |             |            |              |          |          |                   |
|           | 2Q2005 |             |             |            |              |          |          |                   |
|           | 3Q2005 |             |             |            |              |          |          |                   |
|           | CY2005 | 0           | 0           | 0          | 0            | 0        | 0        | 0                 |
| Citrus    | 1Q2005 |             |             |            |              |          |          |                   |
|           | 2Q2005 |             |             |            |              |          |          |                   |
|           | 3Q2005 |             |             |            |              |          |          |                   |
|           | CY2005 | 0           | 0           | 0          | 0            | 0        | 0        | 0                 |
| Clay      | 1Q2005 |             |             |            |              |          |          |                   |
|           | 2Q2005 |             |             |            |              |          |          |                   |
|           | 3Q2005 |             |             |            |              |          |          |                   |
|           | CY2005 | 0           | 0           | 0          | 0            | 0        | 0        | 0                 |
| Collier   | 1Q2005 |             |             |            |              |          |          |                   |
|           | 2Q2005 |             |             |            |              |          |          |                   |
|           | 3Q2005 |             |             |            |              |          |          |                   |
|           | CY2005 | 0           | 0           | 0          | 0            | 0        | 0        | 0                 |
| Columbia  | 1Q2005 |             |             |            |              |          |          |                   |
|           | 2Q2005 |             |             |            |              |          |          |                   |
|           | 3Q2005 |             |             |            |              |          |          |                   |
|           | CY2005 | 0           | 0           | 0          | 0            | 0        | 0        | 0                 |

# Managed Care Enrollment by Company by Market Segment by County at Quarter End as of December 31, 2005

|           |        |   |   |   |   |   |   |   |
|-----------|--------|---|---|---|---|---|---|---|
| De Soto   | 1Q2005 |   |   |   |   |   |   |   |
|           | 2Q2005 |   |   |   |   |   |   |   |
|           | 3Q2005 |   |   |   |   |   |   |   |
|           | CY2005 | 0 | 0 | 0 | 0 | 0 | 0 | 0 |
| Dixie     | 1Q2005 |   |   |   |   |   |   |   |
|           | 2Q2005 |   |   |   |   |   |   |   |
|           | 3Q2005 |   |   |   |   |   |   |   |
|           | CY2005 | 0 | 0 | 0 | 0 | 0 | 0 | 0 |
| Duval     | 1Q2005 |   |   |   |   |   |   |   |
|           | 2Q2005 |   |   |   |   |   |   |   |
|           | 3Q2005 |   |   |   |   |   |   |   |
|           | CY2005 | 0 | 0 | 0 | 0 | 0 | 0 | 0 |
| Escambia  | 1Q2005 |   |   |   |   |   |   |   |
|           | 2Q2005 |   |   |   |   |   |   |   |
|           | 3Q2005 |   |   |   |   |   |   |   |
|           | CY2005 | 0 | 0 | 0 | 0 | 0 | 0 | 0 |
| Flagler   | 1Q2005 |   |   |   |   |   |   |   |
|           | 2Q2005 |   |   |   |   |   |   |   |
|           | 3Q2005 |   |   |   |   |   |   |   |
|           | CY2005 | 0 | 0 | 0 | 0 | 0 | 0 | 0 |
| Franklin  | 1Q2005 |   |   |   |   |   |   |   |
|           | 2Q2005 |   |   |   |   |   |   |   |
|           | 3Q2005 |   |   |   |   |   |   |   |
|           | CY2005 | 0 | 0 | 0 | 0 | 0 | 0 | 0 |
| Gadsden   | 1Q2005 |   |   |   |   |   |   |   |
|           | 2Q2005 |   |   |   |   |   |   |   |
|           | 3Q2005 |   |   |   |   |   |   |   |
|           | CY2005 | 0 | 0 | 0 | 0 | 0 | 0 | 0 |
| Gilchrist | 1Q2005 |   |   |   |   |   |   |   |
|           | 2Q2005 |   |   |   |   |   |   |   |
|           | 3Q2005 |   |   |   |   |   |   |   |
|           | CY2005 | 0 | 0 | 0 | 0 | 0 | 0 | 0 |
| Glades    | 1Q2005 |   |   |   |   |   |   |   |
|           | 2Q2005 |   |   |   |   |   |   |   |
|           | 3Q2005 |   |   |   |   |   |   |   |
|           | CY2005 | 0 | 0 | 0 | 0 | 0 | 0 | 0 |
| Gulf      | 1Q2005 |   |   |   |   |   |   |   |
|           | 2Q2005 |   |   |   |   |   |   |   |
|           | 3Q2005 |   |   |   |   |   |   |   |
|           | CY2005 | 0 | 0 | 0 | 0 | 0 | 0 | 0 |
| Hamilton  | 1Q2005 |   |   |   |   |   |   |   |
|           | 2Q2005 |   |   |   |   |   |   |   |
|           | 3Q2005 |   |   |   |   |   |   |   |
|           | CY2005 | 0 | 0 | 0 | 0 | 0 | 0 | 0 |
| Hardee    | 1Q2005 |   |   |   |   |   |   |   |
|           | 2Q2005 |   |   |   |   |   |   |   |
|           | 3Q2005 |   |   |   |   |   |   |   |
|           | CY2005 | 0 | 0 | 0 | 0 | 0 | 0 | 0 |
| Hendry    | 1Q2005 |   |   |   |   |   |   |   |
|           | 2Q2005 |   |   |   |   |   |   |   |
|           | 3Q2005 |   |   |   |   |   |   |   |
|           | CY2005 | 0 | 0 | 0 | 0 | 0 | 0 | 0 |

# Managed Care Enrollment by Company by Market Segment by County at Quarter End as of December 31, 2005

|              |        |   |   |   |   |   |   |   |   |
|--------------|--------|---|---|---|---|---|---|---|---|
| Hernando     | 1Q2005 |   |   |   |   |   |   |   |   |
|              | 2Q2005 |   |   |   |   |   |   |   |   |
|              | 3Q2005 |   |   |   |   |   |   |   |   |
|              | CY2005 | 0 | 0 | 0 | 0 | 0 | 0 | 0 | 0 |
| Highlands    | 1Q2005 |   |   |   |   |   |   |   |   |
|              | 2Q2005 |   |   |   |   |   |   |   |   |
|              | 3Q2005 |   |   |   |   |   |   |   |   |
|              | CY2005 | 0 | 0 | 0 | 0 | 0 | 0 | 0 | 0 |
| Hillsborough | 1Q2005 |   |   |   |   |   |   |   |   |
|              | 2Q2005 |   |   |   |   |   |   |   |   |
|              | 3Q2005 |   |   |   |   |   |   |   |   |
|              | CY2005 | 0 | 0 | 0 | 0 | 0 | 0 | 0 | 0 |
| Holmes       | 1Q2005 |   |   |   |   |   |   |   |   |
|              | 2Q2005 |   |   |   |   |   |   |   |   |
|              | 3Q2005 |   |   |   |   |   |   |   |   |
|              | CY2005 | 0 | 0 | 0 | 0 | 0 | 0 | 0 | 0 |
| Indian River | 1Q2005 |   |   |   |   |   |   |   |   |
|              | 2Q2005 |   |   |   |   |   |   |   |   |
|              | 3Q2005 |   |   |   |   |   |   |   |   |
|              | CY2005 | 0 | 0 | 0 | 0 | 0 | 0 | 0 | 0 |
| Jackson      | 1Q2005 |   |   |   |   |   |   |   |   |
|              | 2Q2005 |   |   |   |   |   |   |   |   |
|              | 3Q2005 |   |   |   |   |   |   |   |   |
|              | CY2005 | 0 | 0 | 0 | 0 | 0 | 0 | 0 | 0 |
| Jefferson    | 1Q2005 |   |   |   |   |   |   |   |   |
|              | 2Q2005 |   |   |   |   |   |   |   |   |
|              | 3Q2005 |   |   |   |   |   |   |   |   |
|              | CY2005 | 0 | 0 | 0 | 0 | 0 | 0 | 0 | 0 |
| Lafayette    | 1Q2005 |   |   |   |   |   |   |   |   |
|              | 2Q2005 |   |   |   |   |   |   |   |   |
|              | 3Q2005 |   |   |   |   |   |   |   |   |
|              | CY2005 | 0 | 0 | 0 | 0 | 0 | 0 | 0 | 0 |
| Lake         | 1Q2005 |   |   |   |   |   |   |   |   |
|              | 2Q2005 |   |   |   |   |   |   |   |   |
|              | 3Q2005 |   |   |   |   |   |   |   |   |
|              | CY2005 | 0 | 0 | 0 | 0 | 0 | 0 | 0 | 0 |
| Lee          | 1Q2005 |   |   |   |   |   |   |   |   |
|              | 2Q2005 |   |   |   |   |   |   |   |   |
|              | 3Q2005 |   |   |   |   |   |   |   |   |
|              | CY2005 | 0 | 0 | 0 | 0 | 0 | 0 | 0 | 0 |
| Leon         | 1Q2005 |   |   |   |   |   |   |   |   |
|              | 2Q2005 |   |   |   |   |   |   |   |   |
|              | 3Q2005 |   |   |   |   |   |   |   |   |
|              | CY2005 | 0 | 0 | 0 | 0 | 0 | 0 | 0 | 0 |
| Levy         | 1Q2005 |   |   |   |   |   |   |   |   |
|              | 2Q2005 |   |   |   |   |   |   |   |   |
|              | 3Q2005 |   |   |   |   |   |   |   |   |
|              | CY2005 | 0 | 0 | 0 | 0 | 0 | 0 | 0 | 0 |
| Liberty      | 1Q2005 |   |   |   |   |   |   |   |   |
|              | 2Q2005 |   |   |   |   |   |   |   |   |
|              | 3Q2005 |   |   |   |   |   |   |   |   |
|              | CY2005 | 0 | 0 | 0 | 0 | 0 | 0 | 0 | 0 |

# Managed Care Enrollment by Company by Market Segment by County at Quarter End as of December 31, 2005

|            |        |   |   |   |   |   |   |   |
|------------|--------|---|---|---|---|---|---|---|
| Madison    | 1Q2005 |   |   |   |   |   |   |   |
|            | 2Q2005 |   |   |   |   |   |   |   |
|            | 3Q2005 |   |   |   |   |   |   |   |
|            | CY2005 | 0 | 0 | 0 | 0 | 0 | 0 | 0 |
| Manatee    | 1Q2005 |   |   |   |   |   |   |   |
|            | 2Q2005 |   |   |   |   |   |   |   |
|            | 3Q2005 |   |   |   |   |   |   |   |
|            | CY2005 | 0 | 0 | 0 | 0 | 0 | 0 | 0 |
| Marion     | 1Q2005 |   |   |   |   |   |   |   |
|            | 2Q2005 |   |   |   |   |   |   |   |
|            | 3Q2005 |   |   |   |   |   |   |   |
|            | CY2005 | 0 | 0 | 0 | 0 | 0 | 0 | 0 |
| Martin     | 1Q2005 |   |   |   |   |   |   |   |
|            | 2Q2005 |   |   |   |   |   |   |   |
|            | 3Q2005 |   |   |   |   |   |   |   |
|            | CY2005 | 0 | 0 | 0 | 0 | 0 | 0 | 0 |
| Miami-Dade | 1Q2005 |   |   |   |   |   |   |   |
|            | 2Q2005 |   |   |   |   |   |   |   |
|            | 3Q2005 |   |   |   |   |   |   |   |
|            | CY2005 | 0 | 0 | 0 | 0 | 0 | 0 | 0 |
| Monroe     | 1Q2005 |   |   |   |   |   |   |   |
|            | 2Q2005 |   |   |   |   |   |   |   |
|            | 3Q2005 |   |   |   |   |   |   |   |
|            | CY2005 | 0 | 0 | 0 | 0 | 0 | 0 | 0 |
| Nassau     | 1Q2005 |   |   |   |   |   |   |   |
|            | 2Q2005 |   |   |   |   |   |   |   |
|            | 3Q2005 |   |   |   |   |   |   |   |
|            | CY2005 | 0 | 0 | 0 | 0 | 0 | 0 | 0 |
| Okaloosa   | 1Q2005 |   |   |   |   |   |   |   |
|            | 2Q2005 |   |   |   |   |   |   |   |
|            | 3Q2005 |   |   |   |   |   |   |   |
|            | CY2005 | 0 | 0 | 0 | 0 | 0 | 0 | 0 |
| Okeechobee | 1Q2005 |   |   |   |   |   |   |   |
|            | 2Q2005 |   |   |   |   |   |   |   |
|            | 3Q2005 |   |   |   |   |   |   |   |
|            | CY2005 | 0 | 0 | 0 | 0 | 0 | 0 | 0 |
| Orange     | 1Q2005 |   |   |   |   |   |   |   |
|            | 2Q2005 |   |   |   |   |   |   |   |
|            | 3Q2005 |   |   |   |   |   |   |   |
|            | CY2005 | 0 | 0 | 0 | 0 | 0 | 0 | 0 |
| Osceola    | 1Q2005 |   |   |   |   |   |   |   |
|            | 2Q2005 |   |   |   |   |   |   |   |
|            | 3Q2005 |   |   |   |   |   |   |   |
|            | CY2005 | 0 | 0 | 0 | 0 | 0 | 0 | 0 |
| Other      | 1Q2005 |   |   |   |   |   |   |   |
|            | 2Q2005 |   |   |   |   |   |   |   |
|            | 3Q2005 |   |   |   |   |   |   |   |
|            | CY2005 | 0 | 0 | 0 | 0 | 0 | 0 | 0 |
| Palm Beach | 1Q2005 |   |   |   |   |   |   |   |
|            | 2Q2005 |   |   |   |   |   |   |   |
|            | 3Q2005 |   |   |   |   |   |   |   |
|            | CY2005 | 0 | 0 | 0 | 0 | 0 | 0 | 0 |

# Managed Care Enrollment by Company by Market Segment by County at Quarter End as of December 31, 2005

|            |        |   |   |   |   |   |   |   |   |
|------------|--------|---|---|---|---|---|---|---|---|
| Pasco      | 1Q2005 |   |   |   |   |   |   |   |   |
|            | 2Q2005 |   |   |   |   |   |   |   |   |
|            | 3Q2005 |   |   |   |   |   |   |   |   |
|            | CY2005 | 0 | 0 | 0 | 0 | 0 | 0 | 0 | 0 |
| Pinellas   | 1Q2005 |   |   |   |   |   |   |   |   |
|            | 2Q2005 |   |   |   |   |   |   |   |   |
|            | 3Q2005 |   |   |   |   |   |   |   |   |
|            | CY2005 | 0 | 0 | 0 | 0 | 0 | 0 | 0 | 0 |
| Polk       | 1Q2005 |   |   |   |   |   |   |   |   |
|            | 2Q2005 |   |   |   |   |   |   |   |   |
|            | 3Q2005 |   |   |   |   |   |   |   |   |
|            | CY2005 | 0 | 0 | 0 | 0 | 0 | 0 | 0 | 0 |
| Putnam     | 1Q2005 |   |   |   |   |   |   |   |   |
|            | 2Q2005 |   |   |   |   |   |   |   |   |
|            | 3Q2005 |   |   |   |   |   |   |   |   |
|            | CY2005 | 0 | 0 | 0 | 0 | 0 | 0 | 0 | 0 |
| Santa Rosa | 1Q2005 |   |   |   |   |   |   |   |   |
|            | 2Q2005 |   |   |   |   |   |   |   |   |
|            | 3Q2005 |   |   |   |   |   |   |   |   |
|            | CY2005 | 0 | 0 | 0 | 0 | 0 | 0 | 0 | 0 |
| Sarasota   | 1Q2005 |   |   |   |   |   |   |   |   |
|            | 2Q2005 |   |   |   |   |   |   |   |   |
|            | 3Q2005 |   |   |   |   |   |   |   |   |
|            | CY2005 | 0 | 0 | 0 | 0 | 0 | 0 | 0 | 0 |
| Seminole   | 1Q2005 |   |   |   |   |   |   |   |   |
|            | 2Q2005 |   |   |   |   |   |   |   |   |
|            | 3Q2005 |   |   |   |   |   |   |   |   |
|            | CY2005 | 0 | 0 | 0 | 0 | 0 | 0 | 0 | 0 |
| St. Johns  | 1Q2005 |   |   |   |   |   |   |   |   |
|            | 2Q2005 |   |   |   |   |   |   |   |   |
|            | 3Q2005 |   |   |   |   |   |   |   |   |
|            | CY2005 | 0 | 0 | 0 | 0 | 0 | 0 | 0 | 0 |
| St. Lucie  | 1Q2005 |   |   |   |   |   |   |   |   |
|            | 2Q2005 |   |   |   |   |   |   |   |   |
|            | 3Q2005 |   |   |   |   |   |   |   |   |
|            | CY2005 | 0 | 0 | 0 | 0 | 0 | 0 | 0 | 0 |
| Sumter     | 1Q2005 |   |   |   |   |   |   |   |   |
|            | 2Q2005 |   |   |   |   |   |   |   |   |
|            | 3Q2005 |   |   |   |   |   |   |   |   |
|            | CY2005 | 0 | 0 | 0 | 0 | 0 | 0 | 0 | 0 |
| Suwannee   | 1Q2005 |   |   |   |   |   |   |   |   |
|            | 2Q2005 |   |   |   |   |   |   |   |   |
|            | 3Q2005 |   |   |   |   |   |   |   |   |
|            | CY2005 | 0 | 0 | 0 | 0 | 0 | 0 | 0 | 0 |
| Taylor     | 1Q2005 |   |   |   |   |   |   |   |   |
|            | 2Q2005 |   |   |   |   |   |   |   |   |
|            | 3Q2005 |   |   |   |   |   |   |   |   |
|            | CY2005 | 0 | 0 | 0 | 0 | 0 | 0 | 0 | 0 |
| Union      | 1Q2005 |   |   |   |   |   |   |   |   |
|            | 2Q2005 |   |   |   |   |   |   |   |   |
|            | 3Q2005 |   |   |   |   |   |   |   |   |
|            | CY2005 | 0 | 0 | 0 | 0 | 0 | 0 | 0 | 0 |

# Managed Care Enrollment by Company by Market Segment by County at Quarter End as of December 31, 2005

|            |        |   |   |   |   |   |   |   |   |
|------------|--------|---|---|---|---|---|---|---|---|
| Volusia    | 1Q2005 |   |   |   |   |   |   |   |   |
|            | 2Q2005 |   |   |   |   |   |   |   |   |
|            | 3Q2005 |   |   |   |   |   |   |   |   |
|            | CY2005 | 0 | 0 | 0 | 0 | 0 | 0 | 0 | 0 |
| Wakulla    | 1Q2005 |   |   |   |   |   |   |   |   |
|            | 2Q2005 |   |   |   |   |   |   |   |   |
|            | 3Q2005 |   |   |   |   |   |   |   |   |
|            | CY2005 | 0 | 0 | 0 | 0 | 0 | 0 | 0 | 0 |
| Walton     | 1Q2005 |   |   |   |   |   |   |   |   |
|            | 2Q2005 |   |   |   |   |   |   |   |   |
|            | 3Q2005 |   |   |   |   |   |   |   |   |
|            | CY2005 | 0 | 0 | 0 | 0 | 0 | 0 | 0 | 0 |
| Washington | 1Q2005 |   |   |   |   |   |   |   |   |
|            | 2Q2005 |   |   |   |   |   |   |   |   |
|            | 3Q2005 |   |   |   |   |   |   |   |   |
|            | CY2005 | 0 | 0 | 0 | 0 | 0 | 0 | 0 | 0 |

# Managed Care Enrollment by Company by Market Segment by County at Quarter End as of December 31, 2005

**PHYSICIANS UNITED PLAN, INC.**

NAIC Company Code

10775

|           |        | SMALL GROUP | LARGE GROUP | INDIVIDUAL | HEALTHY KIDS | MEDICAID | MEDICARE | FEDERAL EMPLOYEES |
|-----------|--------|-------------|-------------|------------|--------------|----------|----------|-------------------|
| Alachua   | 1Q2005 |             |             |            |              |          |          |                   |
|           | 2Q2005 |             |             |            |              |          |          |                   |
|           | 3Q2005 | 0           | 0           | 0          | 0            | 0        | 0        | 0                 |
|           | CY2005 | 0           | 0           | 0          | 0            | 0        | 0        | 0                 |
| Baker     | 1Q2005 |             |             |            |              |          |          |                   |
|           | 2Q2005 |             |             |            |              |          |          |                   |
|           | 3Q2005 | 0           | 0           | 0          | 0            | 0        | 0        | 0                 |
|           | CY2005 | 0           | 0           | 0          | 0            | 0        | 0        | 0                 |
| Bay       | 1Q2005 |             |             |            |              |          |          |                   |
|           | 2Q2005 |             |             |            |              |          |          |                   |
|           | 3Q2005 | 0           | 0           | 0          | 0            | 0        | 0        | 0                 |
|           | CY2005 | 0           | 0           | 0          | 0            | 0        | 0        | 0                 |
| Bradford  | 1Q2005 |             |             |            |              |          |          |                   |
|           | 2Q2005 |             |             |            |              |          |          |                   |
|           | 3Q2005 | 0           | 0           | 0          | 0            | 0        | 0        | 0                 |
|           | CY2005 | 0           | 0           | 0          | 0            | 0        | 0        | 0                 |
| Brevard   | 1Q2005 |             |             |            |              |          |          |                   |
|           | 2Q2005 |             |             |            |              |          |          |                   |
|           | 3Q2005 | 0           | 0           | 0          | 0            | 0        | 0        | 0                 |
|           | CY2005 | 0           | 0           | 0          | 0            | 0        | 0        | 0                 |
| Broward   | 1Q2005 |             |             |            |              |          |          |                   |
|           | 2Q2005 |             |             |            |              |          |          |                   |
|           | 3Q2005 | 0           | 0           | 0          | 0            | 0        | 0        | 0                 |
|           | CY2005 | 0           | 0           | 0          | 0            | 0        | 0        | 0                 |
| Calhoun   | 1Q2005 |             |             |            |              |          |          |                   |
|           | 2Q2005 |             |             |            |              |          |          |                   |
|           | 3Q2005 | 0           | 0           | 0          | 0            | 0        | 0        | 0                 |
|           | CY2005 | 0           | 0           | 0          | 0            | 0        | 0        | 0                 |
| Charlotte | 1Q2005 |             |             |            |              |          |          |                   |
|           | 2Q2005 |             |             |            |              |          |          |                   |
|           | 3Q2005 | 0           | 0           | 0          | 0            | 0        | 0        | 0                 |
|           | CY2005 | 0           | 0           | 0          | 0            | 0        | 0        | 0                 |
| Citrus    | 1Q2005 |             |             |            |              |          |          |                   |
|           | 2Q2005 |             |             |            |              |          |          |                   |
|           | 3Q2005 | 0           | 0           | 0          | 0            | 0        | 0        | 0                 |
|           | CY2005 | 0           | 0           | 0          | 0            | 0        | 0        | 0                 |
| Clay      | 1Q2005 |             |             |            |              |          |          |                   |
|           | 2Q2005 |             |             |            |              |          |          |                   |
|           | 3Q2005 | 0           | 0           | 0          | 0            | 0        | 0        | 0                 |
|           | CY2005 | 0           | 0           | 0          | 0            | 0        | 0        | 0                 |
| Collier   | 1Q2005 |             |             |            |              |          |          |                   |
|           | 2Q2005 |             |             |            |              |          |          |                   |
|           | 3Q2005 | 0           | 0           | 0          | 0            | 0        | 0        | 0                 |
|           | CY2005 | 0           | 0           | 0          | 0            | 0        | 0        | 0                 |
| Columbia  | 1Q2005 |             |             |            |              |          |          |                   |
|           | 2Q2005 |             |             |            |              |          |          |                   |
|           | 3Q2005 | 0           | 0           | 0          | 0            | 0        | 0        | 0                 |
|           | CY2005 | 0           | 0           | 0          | 0            | 0        | 0        | 0                 |

# Managed Care Enrollment by Company by Market Segment by County at Quarter End as of December 31, 2005

|           |        |   |   |   |   |   |   |   |   |
|-----------|--------|---|---|---|---|---|---|---|---|
| De Soto   | 1Q2005 |   |   |   |   |   |   |   |   |
|           | 2Q2005 |   |   |   |   |   |   |   |   |
|           | 3Q2005 | 0 | 0 | 0 | 0 | 0 | 0 | 0 | 0 |
|           | CY2005 | 0 | 0 | 0 | 0 | 0 | 0 | 0 | 0 |
| Dixie     | 1Q2005 |   |   |   |   |   |   |   |   |
|           | 2Q2005 |   |   |   |   |   |   |   |   |
|           | 3Q2005 | 0 | 0 | 0 | 0 | 0 | 0 | 0 | 0 |
|           | CY2005 | 0 | 0 | 0 | 0 | 0 | 0 | 0 | 0 |
| Duval     | 1Q2005 |   |   |   |   |   |   |   |   |
|           | 2Q2005 |   |   |   |   |   |   |   |   |
|           | 3Q2005 | 0 | 0 | 0 | 0 | 0 | 0 | 0 | 0 |
|           | CY2005 | 0 | 0 | 0 | 0 | 0 | 0 | 0 | 0 |
| Escambia  | 1Q2005 |   |   |   |   |   |   |   |   |
|           | 2Q2005 |   |   |   |   |   |   |   |   |
|           | 3Q2005 | 0 | 0 | 0 | 0 | 0 | 0 | 0 | 0 |
|           | CY2005 | 0 | 0 | 0 | 0 | 0 | 0 | 0 | 0 |
| Flagler   | 1Q2005 |   |   |   |   |   |   |   |   |
|           | 2Q2005 |   |   |   |   |   |   |   |   |
|           | 3Q2005 | 0 | 0 | 0 | 0 | 0 | 0 | 0 | 0 |
|           | CY2005 | 0 | 0 | 0 | 0 | 0 | 0 | 0 | 0 |
| Franklin  | 1Q2005 |   |   |   |   |   |   |   |   |
|           | 2Q2005 |   |   |   |   |   |   |   |   |
|           | 3Q2005 | 0 | 0 | 0 | 0 | 0 | 0 | 0 | 0 |
|           | CY2005 | 0 | 0 | 0 | 0 | 0 | 0 | 0 | 0 |
| Gadsden   | 1Q2005 |   |   |   |   |   |   |   |   |
|           | 2Q2005 |   |   |   |   |   |   |   |   |
|           | 3Q2005 | 0 | 0 | 0 | 0 | 0 | 0 | 0 | 0 |
|           | CY2005 | 0 | 0 | 0 | 0 | 0 | 0 | 0 | 0 |
| Gilchrist | 1Q2005 |   |   |   |   |   |   |   |   |
|           | 2Q2005 |   |   |   |   |   |   |   |   |
|           | 3Q2005 | 0 | 0 | 0 | 0 | 0 | 0 | 0 | 0 |
|           | CY2005 | 0 | 0 | 0 | 0 | 0 | 0 | 0 | 0 |
| Glades    | 1Q2005 |   |   |   |   |   |   |   |   |
|           | 2Q2005 |   |   |   |   |   |   |   |   |
|           | 3Q2005 | 0 | 0 | 0 | 0 | 0 | 0 | 0 | 0 |
|           | CY2005 | 0 | 0 | 0 | 0 | 0 | 0 | 0 | 0 |
| Gulf      | 1Q2005 |   |   |   |   |   |   |   |   |
|           | 2Q2005 |   |   |   |   |   |   |   |   |
|           | 3Q2005 | 0 | 0 | 0 | 0 | 0 | 0 | 0 | 0 |
|           | CY2005 | 0 | 0 | 0 | 0 | 0 | 0 | 0 | 0 |
| Hamilton  | 1Q2005 |   |   |   |   |   |   |   |   |
|           | 2Q2005 |   |   |   |   |   |   |   |   |
|           | 3Q2005 | 0 | 0 | 0 | 0 | 0 | 0 | 0 | 0 |
|           | CY2005 | 0 | 0 | 0 | 0 | 0 | 0 | 0 | 0 |
| Hardee    | 1Q2005 |   |   |   |   |   |   |   |   |
|           | 2Q2005 |   |   |   |   |   |   |   |   |
|           | 3Q2005 | 0 | 0 | 0 | 0 | 0 | 0 | 0 | 0 |
|           | CY2005 | 0 | 0 | 0 | 0 | 0 | 0 | 0 | 0 |
| Hendry    | 1Q2005 |   |   |   |   |   |   |   |   |
|           | 2Q2005 |   |   |   |   |   |   |   |   |
|           | 3Q2005 | 0 | 0 | 0 | 0 | 0 | 0 | 0 | 0 |
|           | CY2005 | 0 | 0 | 0 | 0 | 0 | 0 | 0 | 0 |

# Managed Care Enrollment by Company by Market Segment by County at Quarter End as of December 31, 2005

|              |        |   |   |   |   |   |   |   |   |
|--------------|--------|---|---|---|---|---|---|---|---|
| Hernando     | 1Q2005 |   |   |   |   |   |   |   |   |
|              | 2Q2005 |   |   |   |   |   |   |   |   |
|              | 3Q2005 | 0 | 0 | 0 | 0 | 0 | 0 | 0 | 0 |
|              | CY2005 | 0 | 0 | 0 | 0 | 0 | 0 | 0 | 0 |
| Highlands    | 1Q2005 |   |   |   |   |   |   |   |   |
|              | 2Q2005 |   |   |   |   |   |   |   |   |
|              | 3Q2005 | 0 | 0 | 0 | 0 | 0 | 0 | 0 | 0 |
|              | CY2005 | 0 | 0 | 0 | 0 | 0 | 0 | 0 | 0 |
| Hillsborough | 1Q2005 |   |   |   |   |   |   |   |   |
|              | 2Q2005 |   |   |   |   |   |   |   |   |
|              | 3Q2005 | 0 | 0 | 0 | 0 | 0 | 0 | 0 | 0 |
|              | CY2005 | 0 | 0 | 0 | 0 | 0 | 0 | 0 | 0 |
| Holmes       | 1Q2005 |   |   |   |   |   |   |   |   |
|              | 2Q2005 |   |   |   |   |   |   |   |   |
|              | 3Q2005 | 0 | 0 | 0 | 0 | 0 | 0 | 0 | 0 |
|              | CY2005 | 0 | 0 | 0 | 0 | 0 | 0 | 0 | 0 |
| Indian River | 1Q2005 |   |   |   |   |   |   |   |   |
|              | 2Q2005 |   |   |   |   |   |   |   |   |
|              | 3Q2005 | 0 | 0 | 0 | 0 | 0 | 0 | 0 | 0 |
|              | CY2005 | 0 | 0 | 0 | 0 | 0 | 0 | 0 | 0 |
| Jackson      | 1Q2005 |   |   |   |   |   |   |   |   |
|              | 2Q2005 |   |   |   |   |   |   |   |   |
|              | 3Q2005 | 0 | 0 | 0 | 0 | 0 | 0 | 0 | 0 |
|              | CY2005 | 0 | 0 | 0 | 0 | 0 | 0 | 0 | 0 |
| Jefferson    | 1Q2005 |   |   |   |   |   |   |   |   |
|              | 2Q2005 |   |   |   |   |   |   |   |   |
|              | 3Q2005 | 0 | 0 | 0 | 0 | 0 | 0 | 0 | 0 |
|              | CY2005 | 0 | 0 | 0 | 0 | 0 | 0 | 0 | 0 |
| Lafayette    | 1Q2005 |   |   |   |   |   |   |   |   |
|              | 2Q2005 |   |   |   |   |   |   |   |   |
|              | 3Q2005 | 0 | 0 | 0 | 0 | 0 | 0 | 0 | 0 |
|              | CY2005 | 0 | 0 | 0 | 0 | 0 | 0 | 0 | 0 |
| Lake         | 1Q2005 |   |   |   |   |   |   |   |   |
|              | 2Q2005 |   |   |   |   |   |   |   |   |
|              | 3Q2005 | 0 | 0 | 0 | 0 | 0 | 0 | 0 | 0 |
|              | CY2005 | 0 | 0 | 0 | 0 | 0 | 0 | 0 | 0 |
| Lee          | 1Q2005 |   |   |   |   |   |   |   |   |
|              | 2Q2005 |   |   |   |   |   |   |   |   |
|              | 3Q2005 | 0 | 0 | 0 | 0 | 0 | 0 | 0 | 0 |
|              | CY2005 | 0 | 0 | 0 | 0 | 0 | 0 | 0 | 0 |
| Leon         | 1Q2005 |   |   |   |   |   |   |   |   |
|              | 2Q2005 |   |   |   |   |   |   |   |   |
|              | 3Q2005 | 0 | 0 | 0 | 0 | 0 | 0 | 0 | 0 |
|              | CY2005 | 0 | 0 | 0 | 0 | 0 | 0 | 0 | 0 |
| Levy         | 1Q2005 |   |   |   |   |   |   |   |   |
|              | 2Q2005 |   |   |   |   |   |   |   |   |
|              | 3Q2005 | 0 | 0 | 0 | 0 | 0 | 0 | 0 | 0 |
|              | CY2005 | 0 | 0 | 0 | 0 | 0 | 0 | 0 | 0 |
| Liberty      | 1Q2005 |   |   |   |   |   |   |   |   |
|              | 2Q2005 |   |   |   |   |   |   |   |   |
|              | 3Q2005 | 0 | 0 | 0 | 0 | 0 | 0 | 0 | 0 |
|              | CY2005 | 0 | 0 | 0 | 0 | 0 | 0 | 0 | 0 |

# Managed Care Enrollment by Company by Market Segment by County at Quarter End as of December 31, 2005

|            |        |   |   |   |   |   |   |   |   |
|------------|--------|---|---|---|---|---|---|---|---|
| Madison    | 1Q2005 |   |   |   |   |   |   |   |   |
|            | 2Q2005 |   |   |   |   |   |   |   |   |
|            | 3Q2005 | 0 | 0 | 0 | 0 | 0 | 0 | 0 | 0 |
|            | CY2005 | 0 | 0 | 0 | 0 | 0 | 0 | 0 | 0 |
|            | <hr/>  |   |   |   |   |   |   |   |   |
| Manatee    | 1Q2005 |   |   |   |   |   |   |   |   |
|            | 2Q2005 |   |   |   |   |   |   |   |   |
|            | 3Q2005 | 0 | 0 | 0 | 0 | 0 | 0 | 0 | 0 |
|            | CY2005 | 0 | 0 | 0 | 0 | 0 | 0 | 0 | 0 |
|            | <hr/>  |   |   |   |   |   |   |   |   |
| Marion     | 1Q2005 |   |   |   |   |   |   |   |   |
|            | 2Q2005 |   |   |   |   |   |   |   |   |
|            | 3Q2005 | 0 | 0 | 0 | 0 | 0 | 0 | 0 | 0 |
|            | CY2005 | 0 | 0 | 0 | 0 | 0 | 0 | 0 | 0 |
|            | <hr/>  |   |   |   |   |   |   |   |   |
| Martin     | 1Q2005 |   |   |   |   |   |   |   |   |
|            | 2Q2005 |   |   |   |   |   |   |   |   |
|            | 3Q2005 | 0 | 0 | 0 | 0 | 0 | 0 | 0 | 0 |
|            | CY2005 | 0 | 0 | 0 | 0 | 0 | 0 | 0 | 0 |
|            | <hr/>  |   |   |   |   |   |   |   |   |
| Miami-Dade | 1Q2005 |   |   |   |   |   |   |   |   |
|            | 2Q2005 |   |   |   |   |   |   |   |   |
|            | 3Q2005 | 0 | 0 | 0 | 0 | 0 | 0 | 0 | 0 |
|            | CY2005 | 0 | 0 | 0 | 0 | 0 | 0 | 0 | 0 |
|            | <hr/>  |   |   |   |   |   |   |   |   |
| Monroe     | 1Q2005 |   |   |   |   |   |   |   |   |
|            | 2Q2005 |   |   |   |   |   |   |   |   |
|            | 3Q2005 | 0 | 0 | 0 | 0 | 0 | 0 | 0 | 0 |
|            | CY2005 | 0 | 0 | 0 | 0 | 0 | 0 | 0 | 0 |
|            | <hr/>  |   |   |   |   |   |   |   |   |
| Nassau     | 1Q2005 |   |   |   |   |   |   |   |   |
|            | 2Q2005 |   |   |   |   |   |   |   |   |
|            | 3Q2005 | 0 | 0 | 0 | 0 | 0 | 0 | 0 | 0 |
|            | CY2005 | 0 | 0 | 0 | 0 | 0 | 0 | 0 | 0 |
|            | <hr/>  |   |   |   |   |   |   |   |   |
| Okaloosa   | 1Q2005 |   |   |   |   |   |   |   |   |
|            | 2Q2005 |   |   |   |   |   |   |   |   |
|            | 3Q2005 | 0 | 0 | 0 | 0 | 0 | 0 | 0 | 0 |
|            | CY2005 | 0 | 0 | 0 | 0 | 0 | 0 | 0 | 0 |
|            | <hr/>  |   |   |   |   |   |   |   |   |
| Okeechobee | 1Q2005 |   |   |   |   |   |   |   |   |
|            | 2Q2005 |   |   |   |   |   |   |   |   |
|            | 3Q2005 | 0 | 0 | 0 | 0 | 0 | 0 | 0 | 0 |
|            | CY2005 | 0 | 0 | 0 | 0 | 0 | 0 | 0 | 0 |
|            | <hr/>  |   |   |   |   |   |   |   |   |
| Orange     | 1Q2005 |   |   |   |   |   |   |   |   |
|            | 2Q2005 |   |   |   |   |   |   |   |   |
|            | 3Q2005 | 0 | 0 | 0 | 0 | 0 | 0 | 0 | 0 |
|            | CY2005 | 0 | 0 | 0 | 0 | 0 | 0 | 0 | 0 |
|            | <hr/>  |   |   |   |   |   |   |   |   |
| Osceola    | 1Q2005 |   |   |   |   |   |   |   |   |
|            | 2Q2005 |   |   |   |   |   |   |   |   |
|            | 3Q2005 | 0 | 0 | 0 | 0 | 0 | 0 | 0 | 0 |
|            | CY2005 | 0 | 0 | 0 | 0 | 0 | 0 | 0 | 0 |
|            | <hr/>  |   |   |   |   |   |   |   |   |
| Other      | 1Q2005 |   |   |   |   |   |   |   |   |
|            | 2Q2005 |   |   |   |   |   |   |   |   |
|            | 3Q2005 | 0 | 0 | 0 | 0 | 0 | 0 | 0 | 0 |
|            | CY2005 | 0 | 0 | 0 | 0 | 0 | 0 | 0 | 0 |
|            | <hr/>  |   |   |   |   |   |   |   |   |
| Palm Beach | 1Q2005 |   |   |   |   |   |   |   |   |
|            | 2Q2005 |   |   |   |   |   |   |   |   |
|            | 3Q2005 | 0 | 0 | 0 | 0 | 0 | 0 | 0 | 0 |
|            | CY2005 | 0 | 0 | 0 | 0 | 0 | 0 | 0 | 0 |
|            | <hr/>  |   |   |   |   |   |   |   |   |

# Managed Care Enrollment by Company by Market Segment by County at Quarter End as of December 31, 2005

|            |        |   |   |   |   |   |   |   |   |
|------------|--------|---|---|---|---|---|---|---|---|
| Pasco      | 1Q2005 |   |   |   |   |   |   |   |   |
|            | 2Q2005 |   |   |   |   |   |   |   |   |
|            | 3Q2005 | 0 | 0 | 0 | 0 | 0 | 0 | 0 | 0 |
|            | CY2005 | 0 | 0 | 0 | 0 | 0 | 0 | 0 | 0 |
|            | <hr/>  |   |   |   |   |   |   |   |   |
| Pinellas   | 1Q2005 |   |   |   |   |   |   |   |   |
|            | 2Q2005 |   |   |   |   |   |   |   |   |
|            | 3Q2005 | 0 | 0 | 0 | 0 | 0 | 0 | 0 | 0 |
|            | CY2005 | 0 | 0 | 0 | 0 | 0 | 0 | 0 | 0 |
|            | <hr/>  |   |   |   |   |   |   |   |   |
| Polk       | 1Q2005 |   |   |   |   |   |   |   |   |
|            | 2Q2005 |   |   |   |   |   |   |   |   |
|            | 3Q2005 | 0 | 0 | 0 | 0 | 0 | 0 | 0 | 0 |
|            | CY2005 | 0 | 0 | 0 | 0 | 0 | 0 | 0 | 0 |
|            | <hr/>  |   |   |   |   |   |   |   |   |
| Putnam     | 1Q2005 |   |   |   |   |   |   |   |   |
|            | 2Q2005 |   |   |   |   |   |   |   |   |
|            | 3Q2005 | 0 | 0 | 0 | 0 | 0 | 0 | 0 | 0 |
|            | CY2005 | 0 | 0 | 0 | 0 | 0 | 0 | 0 | 0 |
|            | <hr/>  |   |   |   |   |   |   |   |   |
| Santa Rosa | 1Q2005 |   |   |   |   |   |   |   |   |
|            | 2Q2005 |   |   |   |   |   |   |   |   |
|            | 3Q2005 | 0 | 0 | 0 | 0 | 0 | 0 | 0 | 0 |
|            | CY2005 | 0 | 0 | 0 | 0 | 0 | 0 | 0 | 0 |
|            | <hr/>  |   |   |   |   |   |   |   |   |
| Sarasota   | 1Q2005 |   |   |   |   |   |   |   |   |
|            | 2Q2005 |   |   |   |   |   |   |   |   |
|            | 3Q2005 | 0 | 0 | 0 | 0 | 0 | 0 | 0 | 0 |
|            | CY2005 | 0 | 0 | 0 | 0 | 0 | 0 | 0 | 0 |
|            | <hr/>  |   |   |   |   |   |   |   |   |
| Seminole   | 1Q2005 |   |   |   |   |   |   |   |   |
|            | 2Q2005 |   |   |   |   |   |   |   |   |
|            | 3Q2005 | 0 | 0 | 0 | 0 | 0 | 0 | 0 | 0 |
|            | CY2005 | 0 | 0 | 0 | 0 | 0 | 0 | 0 | 0 |
|            | <hr/>  |   |   |   |   |   |   |   |   |
| St. Johns  | 1Q2005 |   |   |   |   |   |   |   |   |
|            | 2Q2005 |   |   |   |   |   |   |   |   |
|            | 3Q2005 | 0 | 0 | 0 | 0 | 0 | 0 | 0 | 0 |
|            | CY2005 | 0 | 0 | 0 | 0 | 0 | 0 | 0 | 0 |
|            | <hr/>  |   |   |   |   |   |   |   |   |
| St. Lucie  | 1Q2005 |   |   |   |   |   |   |   |   |
|            | 2Q2005 |   |   |   |   |   |   |   |   |
|            | 3Q2005 | 0 | 0 | 0 | 0 | 0 | 0 | 0 | 0 |
|            | CY2005 | 0 | 0 | 0 | 0 | 0 | 0 | 0 | 0 |
|            | <hr/>  |   |   |   |   |   |   |   |   |
| Sumter     | 1Q2005 |   |   |   |   |   |   |   |   |
|            | 2Q2005 |   |   |   |   |   |   |   |   |
|            | 3Q2005 | 0 | 0 | 0 | 0 | 0 | 0 | 0 | 0 |
|            | CY2005 | 0 | 0 | 0 | 0 | 0 | 0 | 0 | 0 |
|            | <hr/>  |   |   |   |   |   |   |   |   |
| Suwannee   | 1Q2005 |   |   |   |   |   |   |   |   |
|            | 2Q2005 |   |   |   |   |   |   |   |   |
|            | 3Q2005 | 0 | 0 | 0 | 0 | 0 | 0 | 0 | 0 |
|            | CY2005 | 0 | 0 | 0 | 0 | 0 | 0 | 0 | 0 |
|            | <hr/>  |   |   |   |   |   |   |   |   |
| Taylor     | 1Q2005 |   |   |   |   |   |   |   |   |
|            | 2Q2005 |   |   |   |   |   |   |   |   |
|            | 3Q2005 | 0 | 0 | 0 | 0 | 0 | 0 | 0 | 0 |
|            | CY2005 | 0 | 0 | 0 | 0 | 0 | 0 | 0 | 0 |
|            | <hr/>  |   |   |   |   |   |   |   |   |
| Union      | 1Q2005 |   |   |   |   |   |   |   |   |
|            | 2Q2005 |   |   |   |   |   |   |   |   |
|            | 3Q2005 | 0 | 0 | 0 | 0 | 0 | 0 | 0 | 0 |
|            | CY2005 | 0 | 0 | 0 | 0 | 0 | 0 | 0 | 0 |
|            | <hr/>  |   |   |   |   |   |   |   |   |

# Managed Care Enrollment by Company by Market Segment by County at Quarter End as of December 31, 2005

|            |        |   |   |   |   |   |   |   |   |
|------------|--------|---|---|---|---|---|---|---|---|
| Volusia    | 1Q2005 |   |   |   |   |   |   |   |   |
|            | 2Q2005 |   |   |   |   |   |   |   |   |
|            | 3Q2005 | 0 | 0 | 0 | 0 | 0 | 0 | 0 | 0 |
|            | CY2005 | 0 | 0 | 0 | 0 | 0 | 0 | 0 | 0 |
| Wakulla    | 1Q2005 |   |   |   |   |   |   |   |   |
|            | 2Q2005 |   |   |   |   |   |   |   |   |
|            | 3Q2005 | 0 | 0 | 0 | 0 | 0 | 0 | 0 | 0 |
|            | CY2005 | 0 | 0 | 0 | 0 | 0 | 0 | 0 | 0 |
| Walton     | 1Q2005 |   |   |   |   |   |   |   |   |
|            | 2Q2005 |   |   |   |   |   |   |   |   |
|            | 3Q2005 | 0 | 0 | 0 | 0 | 0 | 0 | 0 | 0 |
|            | CY2005 | 0 | 0 | 0 | 0 | 0 | 0 | 0 | 0 |
| Washington | 1Q2005 |   |   |   |   |   |   |   |   |
|            | 2Q2005 |   |   |   |   |   |   |   |   |
|            | 3Q2005 | 0 | 0 | 0 | 0 | 0 | 0 | 0 | 0 |
|            | CY2005 | 0 | 0 | 0 | 0 | 0 | 0 | 0 | 0 |

# Managed Care Enrollment by Company by Market Segment by County at Quarter End as of December 31, 2005

**PREFERRED CARE PARTNERS, INC.**

NAIC Company Code

11176

|           |        | SMALL GROUP | LARGE GROUP | INDIVIDUAL | HEALTHY KIDS | MEDICAID | MEDICARE | FEDERAL EMPLOYEES |
|-----------|--------|-------------|-------------|------------|--------------|----------|----------|-------------------|
| Alachua   | 1Q2005 | 0           | 0           | 0          | 0            | 0        | 0        | 0                 |
|           | 2Q2005 | 0           | 0           | 0          | 0            | 0        | 0        | 0                 |
|           | 3Q2005 | 0           | 0           | 0          | 0            | 0        | 0        | 0                 |
|           | CY2005 | 0           | 0           | 0          | 0            | 0        | 0        | 0                 |
| Baker     | 1Q2005 | 0           | 0           | 0          | 0            | 0        | 0        | 0                 |
|           | 2Q2005 | 0           | 0           | 0          | 0            | 0        | 0        | 0                 |
|           | 3Q2005 | 0           | 0           | 0          | 0            | 0        | 0        | 0                 |
|           | CY2005 | 0           | 0           | 0          | 0            | 0        | 0        | 0                 |
| Bay       | 1Q2005 | 0           | 0           | 0          | 0            | 0        | 0        | 0                 |
|           | 2Q2005 | 0           | 0           | 0          | 0            | 0        | 0        | 0                 |
|           | 3Q2005 | 0           | 0           | 0          | 0            | 0        | 0        | 0                 |
|           | CY2005 | 0           | 0           | 0          | 0            | 0        | 0        | 0                 |
| Bradford  | 1Q2005 | 0           | 0           | 0          | 0            | 0        | 0        | 0                 |
|           | 2Q2005 | 0           | 0           | 0          | 0            | 0        | 0        | 0                 |
|           | 3Q2005 | 0           | 0           | 0          | 0            | 0        | 0        | 0                 |
|           | CY2005 | 0           | 0           | 0          | 0            | 0        | 0        | 0                 |
| Brevard   | 1Q2005 | 0           | 0           | 0          | 0            | 0        | 0        | 0                 |
|           | 2Q2005 | 0           | 0           | 0          | 0            | 0        | 0        | 0                 |
|           | 3Q2005 | 0           | 0           | 0          | 0            | 0        | 0        | 0                 |
|           | CY2005 | 0           | 0           | 0          | 0            | 0        | 0        | 0                 |
| Broward   | 1Q2005 | 0           | 0           | 0          | 0            | 0        | 0        | 0                 |
|           | 2Q2005 | 0           | 0           | 0          | 0            | 0        | 0        | 0                 |
|           | 3Q2005 | 0           | 0           | 0          | 0            | 0        | 0        | 0                 |
|           | CY2005 | 0           | 0           | 0          | 0            | 0        | 0        | 0                 |
| Calhoun   | 1Q2005 | 0           | 0           | 0          | 0            | 0        | 0        | 0                 |
|           | 2Q2005 | 0           | 0           | 0          | 0            | 0        | 0        | 0                 |
|           | 3Q2005 | 0           | 0           | 0          | 0            | 0        | 0        | 0                 |
|           | CY2005 | 0           | 0           | 0          | 0            | 0        | 0        | 0                 |
| Charlotte | 1Q2005 | 0           | 0           | 0          | 0            | 0        | 0        | 0                 |
|           | 2Q2005 | 0           | 0           | 0          | 0            | 0        | 0        | 0                 |
|           | 3Q2005 | 0           | 0           | 0          | 0            | 0        | 0        | 0                 |
|           | CY2005 | 0           | 0           | 0          | 0            | 0        | 0        | 0                 |
| Citrus    | 1Q2005 | 0           | 0           | 0          | 0            | 0        | 0        | 0                 |
|           | 2Q2005 | 0           | 0           | 0          | 0            | 0        | 0        | 0                 |
|           | 3Q2005 | 0           | 0           | 0          | 0            | 0        | 0        | 0                 |
|           | CY2005 | 0           | 0           | 0          | 0            | 0        | 0        | 0                 |
| Clay      | 1Q2005 | 0           | 0           | 0          | 0            | 0        | 0        | 0                 |
|           | 2Q2005 | 0           | 0           | 0          | 0            | 0        | 0        | 0                 |
|           | 3Q2005 | 0           | 0           | 0          | 0            | 0        | 0        | 0                 |
|           | CY2005 | 0           | 0           | 0          | 0            | 0        | 0        | 0                 |
| Collier   | 1Q2005 | 0           | 0           | 0          | 0            | 0        | 0        | 0                 |
|           | 2Q2005 | 0           | 0           | 0          | 0            | 0        | 0        | 0                 |
|           | 3Q2005 | 0           | 0           | 0          | 0            | 0        | 0        | 0                 |
|           | CY2005 | 0           | 0           | 0          | 0            | 0        | 0        | 0                 |
| Columbia  | 1Q2005 | 0           | 0           | 0          | 0            | 0        | 0        | 0                 |
|           | 2Q2005 | 0           | 0           | 0          | 0            | 0        | 0        | 0                 |
|           | 3Q2005 | 0           | 0           | 0          | 0            | 0        | 0        | 0                 |
|           | CY2005 | 0           | 0           | 0          | 0            | 0        | 0        | 0                 |

# Managed Care Enrollment by Company by Market Segment by County at Quarter End as of December 31, 2005

|           |        |   |   |   |   |   |   |   |
|-----------|--------|---|---|---|---|---|---|---|
| De Soto   | 1Q2005 | 0 | 0 | 0 | 0 | 0 | 0 | 0 |
|           | 2Q2005 | 0 | 0 | 0 | 0 | 0 | 0 | 0 |
|           | 3Q2005 | 0 | 0 | 0 | 0 | 0 | 0 | 0 |
|           | CY2005 | 0 | 0 | 0 | 0 | 0 | 0 | 0 |
| Dixie     | 1Q2005 | 0 | 0 | 0 | 0 | 0 | 0 | 0 |
|           | 2Q2005 | 0 | 0 | 0 | 0 | 0 | 0 | 0 |
|           | 3Q2005 | 0 | 0 | 0 | 0 | 0 | 0 | 0 |
|           | CY2005 | 0 | 0 | 0 | 0 | 0 | 0 | 0 |
| Duval     | 1Q2005 | 0 | 0 | 0 | 0 | 0 | 0 | 0 |
|           | 2Q2005 | 0 | 0 | 0 | 0 | 0 | 0 | 0 |
|           | 3Q2005 | 0 | 0 | 0 | 0 | 0 | 0 | 0 |
|           | CY2005 | 0 | 0 | 0 | 0 | 0 | 0 | 0 |
| Escambia  | 1Q2005 | 0 | 0 | 0 | 0 | 0 | 0 | 0 |
|           | 2Q2005 | 0 | 0 | 0 | 0 | 0 | 0 | 0 |
|           | 3Q2005 | 0 | 0 | 0 | 0 | 0 | 0 | 0 |
|           | CY2005 | 0 | 0 | 0 | 0 | 0 | 0 | 0 |
| Flagler   | 1Q2005 | 0 | 0 | 0 | 0 | 0 | 0 | 0 |
|           | 2Q2005 | 0 | 0 | 0 | 0 | 0 | 0 | 0 |
|           | 3Q2005 | 0 | 0 | 0 | 0 | 0 | 0 | 0 |
|           | CY2005 | 0 | 0 | 0 | 0 | 0 | 0 | 0 |
| Franklin  | 1Q2005 | 0 | 0 | 0 | 0 | 0 | 0 | 0 |
|           | 2Q2005 | 0 | 0 | 0 | 0 | 0 | 0 | 0 |
|           | 3Q2005 | 0 | 0 | 0 | 0 | 0 | 0 | 0 |
|           | CY2005 | 0 | 0 | 0 | 0 | 0 | 0 | 0 |
| Gadsden   | 1Q2005 | 0 | 0 | 0 | 0 | 0 | 0 | 0 |
|           | 2Q2005 | 0 | 0 | 0 | 0 | 0 | 0 | 0 |
|           | 3Q2005 | 0 | 0 | 0 | 0 | 0 | 0 | 0 |
|           | CY2005 | 0 | 0 | 0 | 0 | 0 | 0 | 0 |
| Gilchrist | 1Q2005 | 0 | 0 | 0 | 0 | 0 | 0 | 0 |
|           | 2Q2005 | 0 | 0 | 0 | 0 | 0 | 0 | 0 |
|           | 3Q2005 | 0 | 0 | 0 | 0 | 0 | 0 | 0 |
|           | CY2005 | 0 | 0 | 0 | 0 | 0 | 0 | 0 |
| Glades    | 1Q2005 | 0 | 0 | 0 | 0 | 0 | 0 | 0 |
|           | 2Q2005 | 0 | 0 | 0 | 0 | 0 | 0 | 0 |
|           | 3Q2005 | 0 | 0 | 0 | 0 | 0 | 0 | 0 |
|           | CY2005 | 0 | 0 | 0 | 0 | 0 | 0 | 0 |
| Gulf      | 1Q2005 | 0 | 0 | 0 | 0 | 0 | 0 | 0 |
|           | 2Q2005 | 0 | 0 | 0 | 0 | 0 | 0 | 0 |
|           | 3Q2005 | 0 | 0 | 0 | 0 | 0 | 0 | 0 |
|           | CY2005 | 0 | 0 | 0 | 0 | 0 | 0 | 0 |
| Hamilton  | 1Q2005 | 0 | 0 | 0 | 0 | 0 | 0 | 0 |
|           | 2Q2005 | 0 | 0 | 0 | 0 | 0 | 0 | 0 |
|           | 3Q2005 | 0 | 0 | 0 | 0 | 0 | 0 | 0 |
|           | CY2005 | 0 | 0 | 0 | 0 | 0 | 0 | 0 |
| Hardee    | 1Q2005 | 0 | 0 | 0 | 0 | 0 | 0 | 0 |
|           | 2Q2005 | 0 | 0 | 0 | 0 | 0 | 0 | 0 |
|           | 3Q2005 | 0 | 0 | 0 | 0 | 0 | 0 | 0 |
|           | CY2005 | 0 | 0 | 0 | 0 | 0 | 0 | 0 |
| Hendry    | 1Q2005 | 0 | 0 | 0 | 0 | 0 | 0 | 0 |
|           | 2Q2005 | 0 | 0 | 0 | 0 | 0 | 0 | 0 |
|           | 3Q2005 | 0 | 0 | 0 | 0 | 0 | 0 | 0 |
|           | CY2005 | 0 | 0 | 0 | 0 | 0 | 0 | 0 |

# Managed Care Enrollment by Company by Market Segment by County at Quarter End as of December 31, 2005

|              |        |   |   |   |   |   |   |   |
|--------------|--------|---|---|---|---|---|---|---|
| Hernando     | 1Q2005 | 0 | 0 | 0 | 0 | 0 | 0 | 0 |
|              | 2Q2005 | 0 | 0 | 0 | 0 | 0 | 0 | 0 |
|              | 3Q2005 | 0 | 0 | 0 | 0 | 0 | 0 | 0 |
|              | CY2005 | 0 | 0 | 0 | 0 | 0 | 0 | 0 |
| Highlands    | 1Q2005 | 0 | 0 | 0 | 0 | 0 | 0 | 0 |
|              | 2Q2005 | 0 | 0 | 0 | 0 | 0 | 0 | 0 |
|              | 3Q2005 | 0 | 0 | 0 | 0 | 0 | 0 | 0 |
|              | CY2005 | 0 | 0 | 0 | 0 | 0 | 0 | 0 |
| Hillsborough | 1Q2005 | 0 | 0 | 0 | 0 | 0 | 0 | 0 |
|              | 2Q2005 | 0 | 0 | 0 | 0 | 0 | 0 | 0 |
|              | 3Q2005 | 0 | 0 | 0 | 0 | 0 | 0 | 0 |
|              | CY2005 | 0 | 0 | 0 | 0 | 0 | 0 | 0 |
| Holmes       | 1Q2005 | 0 | 0 | 0 | 0 | 0 | 0 | 0 |
|              | 2Q2005 | 0 | 0 | 0 | 0 | 0 | 0 | 0 |
|              | 3Q2005 | 0 | 0 | 0 | 0 | 0 | 0 | 0 |
|              | CY2005 | 0 | 0 | 0 | 0 | 0 | 0 | 0 |
| Indian River | 1Q2005 | 0 | 0 | 0 | 0 | 0 | 0 | 0 |
|              | 2Q2005 | 0 | 0 | 0 | 0 | 0 | 0 | 0 |
|              | 3Q2005 | 0 | 0 | 0 | 0 | 0 | 0 | 0 |
|              | CY2005 | 0 | 0 | 0 | 0 | 0 | 0 | 0 |
| Jackson      | 1Q2005 | 0 | 0 | 0 | 0 | 0 | 0 | 0 |
|              | 2Q2005 | 0 | 0 | 0 | 0 | 0 | 0 | 0 |
|              | 3Q2005 | 0 | 0 | 0 | 0 | 0 | 0 | 0 |
|              | CY2005 | 0 | 0 | 0 | 0 | 0 | 0 | 0 |
| Jefferson    | 1Q2005 | 0 | 0 | 0 | 0 | 0 | 0 | 0 |
|              | 2Q2005 | 0 | 0 | 0 | 0 | 0 | 0 | 0 |
|              | 3Q2005 | 0 | 0 | 0 | 0 | 0 | 0 | 0 |
|              | CY2005 | 0 | 0 | 0 | 0 | 0 | 0 | 0 |
| Lafayette    | 1Q2005 | 0 | 0 | 0 | 0 | 0 | 0 | 0 |
|              | 2Q2005 | 0 | 0 | 0 | 0 | 0 | 0 | 0 |
|              | 3Q2005 | 0 | 0 | 0 | 0 | 0 | 0 | 0 |
|              | CY2005 | 0 | 0 | 0 | 0 | 0 | 0 | 0 |
| Lake         | 1Q2005 | 0 | 0 | 0 | 0 | 0 | 0 | 0 |
|              | 2Q2005 | 0 | 0 | 0 | 0 | 0 | 0 | 0 |
|              | 3Q2005 | 0 | 0 | 0 | 0 | 0 | 0 | 0 |
|              | CY2005 | 0 | 0 | 0 | 0 | 0 | 0 | 0 |
| Lee          | 1Q2005 | 0 | 0 | 0 | 0 | 0 | 0 | 0 |
|              | 2Q2005 | 0 | 0 | 0 | 0 | 0 | 0 | 0 |
|              | 3Q2005 | 0 | 0 | 0 | 0 | 0 | 0 | 0 |
|              | CY2005 | 0 | 0 | 0 | 0 | 0 | 0 | 0 |
| Leon         | 1Q2005 | 0 | 0 | 0 | 0 | 0 | 0 | 0 |
|              | 2Q2005 | 0 | 0 | 0 | 0 | 0 | 0 | 0 |
|              | 3Q2005 | 0 | 0 | 0 | 0 | 0 | 0 | 0 |
|              | CY2005 | 0 | 0 | 0 | 0 | 0 | 0 | 0 |
| Levy         | 1Q2005 | 0 | 0 | 0 | 0 | 0 | 0 | 0 |
|              | 2Q2005 | 0 | 0 | 0 | 0 | 0 | 0 | 0 |
|              | 3Q2005 | 0 | 0 | 0 | 0 | 0 | 0 | 0 |
|              | CY2005 | 0 | 0 | 0 | 0 | 0 | 0 | 0 |
| Liberty      | 1Q2005 | 0 | 0 | 0 | 0 | 0 | 0 | 0 |
|              | 2Q2005 | 0 | 0 | 0 | 0 | 0 | 0 | 0 |
|              | 3Q2005 | 0 | 0 | 0 | 0 | 0 | 0 | 0 |
|              | CY2005 | 0 | 0 | 0 | 0 | 0 | 0 | 0 |

# Managed Care Enrollment by Company by Market Segment by County at Quarter End as of December 31, 2005

|            |        |   |   |   |   |   |        |   |
|------------|--------|---|---|---|---|---|--------|---|
| Madison    | 1Q2005 | 0 | 0 | 0 | 0 | 0 | 0      | 0 |
|            | 2Q2005 | 0 | 0 | 0 | 0 | 0 | 0      | 0 |
|            | 3Q2005 | 0 | 0 | 0 | 0 | 0 | 0      | 0 |
|            | CY2005 | 0 | 0 | 0 | 0 | 0 | 0      | 0 |
| Manatee    | 1Q2005 | 0 | 0 | 0 | 0 | 0 | 0      | 0 |
|            | 2Q2005 | 0 | 0 | 0 | 0 | 0 | 0      | 0 |
|            | 3Q2005 | 0 | 0 | 0 | 0 | 0 | 0      | 0 |
|            | CY2005 | 0 | 0 | 0 | 0 | 0 | 0      | 0 |
| Marion     | 1Q2005 | 0 | 0 | 0 | 0 | 0 | 0      | 0 |
|            | 2Q2005 | 0 | 0 | 0 | 0 | 0 | 0      | 0 |
|            | 3Q2005 | 0 | 0 | 0 | 0 | 0 | 0      | 0 |
|            | CY2005 | 0 | 0 | 0 | 0 | 0 | 0      | 0 |
| Martin     | 1Q2005 | 0 | 0 | 0 | 0 | 0 | 0      | 0 |
|            | 2Q2005 | 0 | 0 | 0 | 0 | 0 | 0      | 0 |
|            | 3Q2005 | 0 | 0 | 0 | 0 | 0 | 0      | 0 |
|            | CY2005 | 0 | 0 | 0 | 0 | 0 | 0      | 0 |
| Miami-Dade | 1Q2005 | 0 | 0 | 0 | 0 | 0 | 7,276  | 0 |
|            | 2Q2005 | 0 | 0 | 0 | 0 | 0 | 45,338 | 0 |
|            | 3Q2005 | 0 | 0 | 0 | 0 | 0 | 25,170 | 0 |
|            | CY2005 | 0 | 0 | 0 | 0 | 0 | 23,432 | 0 |
| Monroe     | 1Q2005 | 0 | 0 | 0 | 0 | 0 | 0      | 0 |
|            | 2Q2005 | 0 | 0 | 0 | 0 | 0 | 0      | 0 |
|            | 3Q2005 | 0 | 0 | 0 | 0 | 0 | 0      | 0 |
|            | CY2005 | 0 | 0 | 0 | 0 | 0 | 0      | 0 |
| Nassau     | 1Q2005 | 0 | 0 | 0 | 0 | 0 | 0      | 0 |
|            | 2Q2005 | 0 | 0 | 0 | 0 | 0 | 0      | 0 |
|            | 3Q2005 | 0 | 0 | 0 | 0 | 0 | 0      | 0 |
|            | CY2005 | 0 | 0 | 0 | 0 | 0 | 0      | 0 |
| Okaloosa   | 1Q2005 | 0 | 0 | 0 | 0 | 0 | 0      | 0 |
|            | 2Q2005 | 0 | 0 | 0 | 0 | 0 | 0      | 0 |
|            | 3Q2005 | 0 | 0 | 0 | 0 | 0 | 0      | 0 |
|            | CY2005 | 0 | 0 | 0 | 0 | 0 | 0      | 0 |
| Okeechobee | 1Q2005 | 0 | 0 | 0 | 0 | 0 | 0      | 0 |
|            | 2Q2005 | 0 | 0 | 0 | 0 | 0 | 0      | 0 |
|            | 3Q2005 | 0 | 0 | 0 | 0 | 0 | 0      | 0 |
|            | CY2005 | 0 | 0 | 0 | 0 | 0 | 0      | 0 |
| Orange     | 1Q2005 | 0 | 0 | 0 | 0 | 0 | 0      | 0 |
|            | 2Q2005 | 0 | 0 | 0 | 0 | 0 | 0      | 0 |
|            | 3Q2005 | 0 | 0 | 0 | 0 | 0 | 0      | 0 |
|            | CY2005 | 0 | 0 | 0 | 0 | 0 | 0      | 0 |
| Osceola    | 1Q2005 | 0 | 0 | 0 | 0 | 0 | 0      | 0 |
|            | 2Q2005 | 0 | 0 | 0 | 0 | 0 | 0      | 0 |
|            | 3Q2005 | 0 | 0 | 0 | 0 | 0 | 0      | 0 |
|            | CY2005 | 0 | 0 | 0 | 0 | 0 | 0      | 0 |
| Other      | 1Q2005 | 0 | 0 | 0 | 0 | 0 | 0      | 0 |
|            | 2Q2005 | 0 | 0 | 0 | 0 | 0 | 0      | 0 |
|            | 3Q2005 | 0 | 0 | 0 | 0 | 0 | 0      | 0 |
|            | CY2005 | 0 | 0 | 0 | 0 | 0 | 0      | 0 |
| Palm Beach | 1Q2005 | 0 | 0 | 0 | 0 | 0 | 0      | 0 |
|            | 2Q2005 | 0 | 0 | 0 | 0 | 0 | 0      | 0 |
|            | 3Q2005 | 0 | 0 | 0 | 0 | 0 | 0      | 0 |
|            | CY2005 | 0 | 0 | 0 | 0 | 0 | 0      | 0 |

# Managed Care Enrollment by Company by Market Segment by County at Quarter End as of December 31, 2005

|            |        |   |   |   |   |   |   |   |
|------------|--------|---|---|---|---|---|---|---|
| Pasco      | 1Q2005 | 0 | 0 | 0 | 0 | 0 | 0 | 0 |
|            | 2Q2005 | 0 | 0 | 0 | 0 | 0 | 0 | 0 |
|            | 3Q2005 | 0 | 0 | 0 | 0 | 0 | 0 | 0 |
|            | CY2005 | 0 | 0 | 0 | 0 | 0 | 0 | 0 |
| Pinellas   | 1Q2005 | 0 | 0 | 0 | 0 | 0 | 0 | 0 |
|            | 2Q2005 | 0 | 0 | 0 | 0 | 0 | 0 | 0 |
|            | 3Q2005 | 0 | 0 | 0 | 0 | 0 | 0 | 0 |
|            | CY2005 | 0 | 0 | 0 | 0 | 0 | 0 | 0 |
| Polk       | 1Q2005 | 0 | 0 | 0 | 0 | 0 | 0 | 0 |
|            | 2Q2005 | 0 | 0 | 0 | 0 | 0 | 0 | 0 |
|            | 3Q2005 | 0 | 0 | 0 | 0 | 0 | 0 | 0 |
|            | CY2005 | 0 | 0 | 0 | 0 | 0 | 0 | 0 |
| Putnam     | 1Q2005 | 0 | 0 | 0 | 0 | 0 | 0 | 0 |
|            | 2Q2005 | 0 | 0 | 0 | 0 | 0 | 0 | 0 |
|            | 3Q2005 | 0 | 0 | 0 | 0 | 0 | 0 | 0 |
|            | CY2005 | 0 | 0 | 0 | 0 | 0 | 0 | 0 |
| Santa Rosa | 1Q2005 | 0 | 0 | 0 | 0 | 0 | 0 | 0 |
|            | 2Q2005 | 0 | 0 | 0 | 0 | 0 | 0 | 0 |
|            | 3Q2005 | 0 | 0 | 0 | 0 | 0 | 0 | 0 |
|            | CY2005 | 0 | 0 | 0 | 0 | 0 | 0 | 0 |
| Sarasota   | 1Q2005 | 0 | 0 | 0 | 0 | 0 | 0 | 0 |
|            | 2Q2005 | 0 | 0 | 0 | 0 | 0 | 0 | 0 |
|            | 3Q2005 | 0 | 0 | 0 | 0 | 0 | 0 | 0 |
|            | CY2005 | 0 | 0 | 0 | 0 | 0 | 0 | 0 |
| Seminole   | 1Q2005 | 0 | 0 | 0 | 0 | 0 | 0 | 0 |
|            | 2Q2005 | 0 | 0 | 0 | 0 | 0 | 0 | 0 |
|            | 3Q2005 | 0 | 0 | 0 | 0 | 0 | 0 | 0 |
|            | CY2005 | 0 | 0 | 0 | 0 | 0 | 0 | 0 |
| St. Johns  | 1Q2005 | 0 | 0 | 0 | 0 | 0 | 0 | 0 |
|            | 2Q2005 | 0 | 0 | 0 | 0 | 0 | 0 | 0 |
|            | 3Q2005 | 0 | 0 | 0 | 0 | 0 | 0 | 0 |
|            | CY2005 | 0 | 0 | 0 | 0 | 0 | 0 | 0 |
| St. Lucie  | 1Q2005 | 0 | 0 | 0 | 0 | 0 | 0 | 0 |
|            | 2Q2005 | 0 | 0 | 0 | 0 | 0 | 0 | 0 |
|            | 3Q2005 | 0 | 0 | 0 | 0 | 0 | 0 | 0 |
|            | CY2005 | 0 | 0 | 0 | 0 | 0 | 0 | 0 |
| Sumter     | 1Q2005 | 0 | 0 | 0 | 0 | 0 | 0 | 0 |
|            | 2Q2005 | 0 | 0 | 0 | 0 | 0 | 0 | 0 |
|            | 3Q2005 | 0 | 0 | 0 | 0 | 0 | 0 | 0 |
|            | CY2005 | 0 | 0 | 0 | 0 | 0 | 0 | 0 |
| Suwannee   | 1Q2005 | 0 | 0 | 0 | 0 | 0 | 0 | 0 |
|            | 2Q2005 | 0 | 0 | 0 | 0 | 0 | 0 | 0 |
|            | 3Q2005 | 0 | 0 | 0 | 0 | 0 | 0 | 0 |
|            | CY2005 | 0 | 0 | 0 | 0 | 0 | 0 | 0 |
| Taylor     | 1Q2005 | 0 | 0 | 0 | 0 | 0 | 0 | 0 |
|            | 2Q2005 | 0 | 0 | 0 | 0 | 0 | 0 | 0 |
|            | 3Q2005 | 0 | 0 | 0 | 0 | 0 | 0 | 0 |
|            | CY2005 | 0 | 0 | 0 | 0 | 0 | 0 | 0 |
| Union      | 1Q2005 | 0 | 0 | 0 | 0 | 0 | 0 | 0 |
|            | 2Q2005 | 0 | 0 | 0 | 0 | 0 | 0 | 0 |
|            | 3Q2005 | 0 | 0 | 0 | 0 | 0 | 0 | 0 |
|            | CY2005 | 0 | 0 | 0 | 0 | 0 | 0 | 0 |

# Managed Care Enrollment by Company by Market Segment by County at Quarter End as of December 31, 2005

|            |        |   |   |   |   |   |   |   |
|------------|--------|---|---|---|---|---|---|---|
| Volusia    | 1Q2005 | 0 | 0 | 0 | 0 | 0 | 0 | 0 |
|            | 2Q2005 | 0 | 0 | 0 | 0 | 0 | 0 | 0 |
|            | 3Q2005 | 0 | 0 | 0 | 0 | 0 | 0 | 0 |
|            | CY2005 | 0 | 0 | 0 | 0 | 0 | 0 | 0 |
| Wakulla    | 1Q2005 | 0 | 0 | 0 | 0 | 0 | 0 | 0 |
|            | 2Q2005 | 0 | 0 | 0 | 0 | 0 | 0 | 0 |
|            | 3Q2005 | 0 | 0 | 0 | 0 | 0 | 0 | 0 |
|            | CY2005 | 0 | 0 | 0 | 0 | 0 | 0 | 0 |
| Walton     | 1Q2005 | 0 | 0 | 0 | 0 | 0 | 0 | 0 |
|            | 2Q2005 | 0 | 0 | 0 | 0 | 0 | 0 | 0 |
|            | 3Q2005 | 0 | 0 | 0 | 0 | 0 | 0 | 0 |
|            | CY2005 | 0 | 0 | 0 | 0 | 0 | 0 | 0 |
| Washington | 1Q2005 | 0 | 0 | 0 | 0 | 0 | 0 | 0 |
|            | 2Q2005 | 0 | 0 | 0 | 0 | 0 | 0 | 0 |
|            | 3Q2005 | 0 | 0 | 0 | 0 | 0 | 0 | 0 |
|            | CY2005 | 0 | 0 | 0 | 0 | 0 | 0 | 0 |

# Managed Care Enrollment by Company by Market Segment by County at Quarter End as of December 31, 2005

| PREFERRED MEDICAL PLAN, INC. |        | NAIC Company Code |             |            |              |          |          | 95271             |
|------------------------------|--------|-------------------|-------------|------------|--------------|----------|----------|-------------------|
|                              |        | SMALL GROUP       | LARGE GROUP | INDIVIDUAL | HEALTHY KIDS | MEDICAID | MEDICARE | FEDERAL EMPLOYEES |
| Alachua                      | 1Q2005 | 0                 | 0           | 0          | 0            | 0        | 0        | 0                 |
|                              | 2Q2005 | 0                 | 0           | 0          | 0            | 0        | 0        | 0                 |
|                              | 3Q2005 | 0                 | 0           | 0          | 0            | 0        | 0        | 0                 |
|                              | CY2005 | 0                 | 0           | 0          | 0            | 0        | 0        | 0                 |
| Baker                        | 1Q2005 | 0                 | 0           | 0          | 0            | 0        | 0        | 0                 |
|                              | 2Q2005 | 0                 | 0           | 0          | 0            | 0        | 0        | 0                 |
|                              | 3Q2005 | 0                 | 0           | 0          | 0            | 0        | 0        | 0                 |
|                              | CY2005 | 0                 | 0           | 0          | 0            | 0        | 0        | 0                 |
| Bay                          | 1Q2005 | 0                 | 0           | 0          | 0            | 0        | 0        | 0                 |
|                              | 2Q2005 | 0                 | 0           | 0          | 0            | 0        | 0        | 0                 |
|                              | 3Q2005 | 0                 | 0           | 0          | 0            | 0        | 0        | 0                 |
|                              | CY2005 | 0                 | 0           | 0          | 0            | 0        | 0        | 0                 |
| Bradford                     | 1Q2005 | 0                 | 0           | 0          | 0            | 0        | 0        | 0                 |
|                              | 2Q2005 | 0                 | 0           | 0          | 0            | 0        | 0        | 0                 |
|                              | 3Q2005 | 0                 | 0           | 0          | 0            | 0        | 0        | 0                 |
|                              | CY2005 | 0                 | 0           | 0          | 0            | 0        | 0        | 0                 |
| Brevard                      | 1Q2005 | 0                 | 0           | 0          | 0            | 0        | 0        | 0                 |
|                              | 2Q2005 | 0                 | 0           | 0          | 0            | 0        | 0        | 0                 |
|                              | 3Q2005 | 0                 | 0           | 0          | 0            | 0        | 0        | 0                 |
|                              | CY2005 | 0                 | 0           | 0          | 0            | 0        | 0        | 0                 |
| Broward                      | 1Q2005 | 0                 | 0           | 5,215      | 0            | 2,450    | 0        | 0                 |
|                              | 2Q2005 | 0                 | 0           | 5,370      | 0            | 2,467    | 0        | 0                 |
|                              | 3Q2005 | 0                 | 0           | 5,346      | 0            | 2,494    | 0        | 0                 |
|                              | CY2005 | 0                 | 0           | 5,350      | 0            | 2,465    | 0        | 0                 |
| Calhoun                      | 1Q2005 | 0                 | 0           | 0          | 0            | 0        | 0        | 0                 |
|                              | 2Q2005 | 0                 | 0           | 0          | 0            | 0        | 0        | 0                 |
|                              | 3Q2005 | 0                 | 0           | 0          | 0            | 0        | 0        | 0                 |
|                              | CY2005 | 0                 | 0           | 0          | 0            | 0        | 0        | 0                 |
| Charlotte                    | 1Q2005 | 0                 | 0           | 0          | 0            | 0        | 0        | 0                 |
|                              | 2Q2005 | 0                 | 0           | 0          | 0            | 0        | 0        | 0                 |
|                              | 3Q2005 | 0                 | 0           | 0          | 0            | 0        | 0        | 0                 |
|                              | CY2005 | 0                 | 0           | 0          | 0            | 0        | 0        | 0                 |
| Citrus                       | 1Q2005 | 0                 | 0           | 0          | 0            | 0        | 0        | 0                 |
|                              | 2Q2005 | 0                 | 0           | 0          | 0            | 0        | 0        | 0                 |
|                              | 3Q2005 | 0                 | 0           | 0          | 0            | 0        | 0        | 0                 |
|                              | CY2005 | 0                 | 0           | 0          | 0            | 0        | 0        | 0                 |
| Clay                         | 1Q2005 | 0                 | 0           | 0          | 0            | 0        | 0        | 0                 |
|                              | 2Q2005 | 0                 | 0           | 0          | 0            | 0        | 0        | 0                 |
|                              | 3Q2005 | 0                 | 0           | 0          | 0            | 0        | 0        | 0                 |
|                              | CY2005 | 0                 | 0           | 0          | 0            | 0        | 0        | 0                 |
| Collier                      | 1Q2005 | 0                 | 0           | 0          | 0            | 0        | 0        | 0                 |
|                              | 2Q2005 | 0                 | 0           | 0          | 0            | 0        | 0        | 0                 |
|                              | 3Q2005 | 0                 | 0           | 0          | 0            | 0        | 0        | 0                 |
|                              | CY2005 | 0                 | 0           | 0          | 0            | 0        | 0        | 0                 |
| Columbia                     | 1Q2005 | 0                 | 0           | 0          | 0            | 0        | 0        | 0                 |
|                              | 2Q2005 | 0                 | 0           | 0          | 0            | 0        | 0        | 0                 |
|                              | 3Q2005 | 0                 | 0           | 0          | 0            | 0        | 0        | 0                 |
|                              | CY2005 | 0                 | 0           | 0          | 0            | 0        | 0        | 0                 |

# Managed Care Enrollment by Company by Market Segment by County at Quarter End as of December 31, 2005

|           |        |   |   |   |   |   |   |   |
|-----------|--------|---|---|---|---|---|---|---|
| De Soto   | 1Q2005 | 0 | 0 | 0 | 0 | 0 | 0 | 0 |
|           | 2Q2005 | 0 | 0 | 0 | 0 | 0 | 0 | 0 |
|           | 3Q2005 | 0 | 0 | 0 | 0 | 0 | 0 | 0 |
|           | CY2005 | 0 | 0 | 0 | 0 | 0 | 0 | 0 |
| Dixie     | 1Q2005 | 0 | 0 | 0 | 0 | 0 | 0 | 0 |
|           | 2Q2005 | 0 | 0 | 0 | 0 | 0 | 0 | 0 |
|           | 3Q2005 | 0 | 0 | 0 | 0 | 0 | 0 | 0 |
|           | CY2005 | 0 | 0 | 0 | 0 | 0 | 0 | 0 |
| Duval     | 1Q2005 | 0 | 0 | 0 | 0 | 0 | 0 | 0 |
|           | 2Q2005 | 0 | 0 | 0 | 0 | 0 | 0 | 0 |
|           | 3Q2005 | 0 | 0 | 0 | 0 | 0 | 0 | 0 |
|           | CY2005 | 0 | 0 | 0 | 0 | 0 | 0 | 0 |
| Escambia  | 1Q2005 | 0 | 0 | 0 | 0 | 0 | 0 | 0 |
|           | 2Q2005 | 0 | 0 | 0 | 0 | 0 | 0 | 0 |
|           | 3Q2005 | 0 | 0 | 0 | 0 | 0 | 0 | 0 |
|           | CY2005 | 0 | 0 | 0 | 0 | 0 | 0 | 0 |
| Flagler   | 1Q2005 | 0 | 0 | 0 | 0 | 0 | 0 | 0 |
|           | 2Q2005 | 0 | 0 | 0 | 0 | 0 | 0 | 0 |
|           | 3Q2005 | 0 | 0 | 0 | 0 | 0 | 0 | 0 |
|           | CY2005 | 0 | 0 | 0 | 0 | 0 | 0 | 0 |
| Franklin  | 1Q2005 | 0 | 0 | 0 | 0 | 0 | 0 | 0 |
|           | 2Q2005 | 0 | 0 | 0 | 0 | 0 | 0 | 0 |
|           | 3Q2005 | 0 | 0 | 0 | 0 | 0 | 0 | 0 |
|           | CY2005 | 0 | 0 | 0 | 0 | 0 | 0 | 0 |
| Gadsden   | 1Q2005 | 0 | 0 | 0 | 0 | 0 | 0 | 0 |
|           | 2Q2005 | 0 | 0 | 0 | 0 | 0 | 0 | 0 |
|           | 3Q2005 | 0 | 0 | 0 | 0 | 0 | 0 | 0 |
|           | CY2005 | 0 | 0 | 0 | 0 | 0 | 0 | 0 |
| Gilchrist | 1Q2005 | 0 | 0 | 0 | 0 | 0 | 0 | 0 |
|           | 2Q2005 | 0 | 0 | 0 | 0 | 0 | 0 | 0 |
|           | 3Q2005 | 0 | 0 | 0 | 0 | 0 | 0 | 0 |
|           | CY2005 | 0 | 0 | 0 | 0 | 0 | 0 | 0 |
| Glades    | 1Q2005 | 0 | 0 | 0 | 0 | 0 | 0 | 0 |
|           | 2Q2005 | 0 | 0 | 0 | 0 | 0 | 0 | 0 |
|           | 3Q2005 | 0 | 0 | 0 | 0 | 0 | 0 | 0 |
|           | CY2005 | 0 | 0 | 0 | 0 | 0 | 0 | 0 |
| Gulf      | 1Q2005 | 0 | 0 | 0 | 0 | 0 | 0 | 0 |
|           | 2Q2005 | 0 | 0 | 0 | 0 | 0 | 0 | 0 |
|           | 3Q2005 | 0 | 0 | 0 | 0 | 0 | 0 | 0 |
|           | CY2005 | 0 | 0 | 0 | 0 | 0 | 0 | 0 |
| Hamilton  | 1Q2005 | 0 | 0 | 0 | 0 | 0 | 0 | 0 |
|           | 2Q2005 | 0 | 0 | 0 | 0 | 0 | 0 | 0 |
|           | 3Q2005 | 0 | 0 | 0 | 0 | 0 | 0 | 0 |
|           | CY2005 | 0 | 0 | 0 | 0 | 0 | 0 | 0 |
| Hardee    | 1Q2005 | 0 | 0 | 0 | 0 | 0 | 0 | 0 |
|           | 2Q2005 | 0 | 0 | 0 | 0 | 0 | 0 | 0 |
|           | 3Q2005 | 0 | 0 | 0 | 0 | 0 | 0 | 0 |
|           | CY2005 | 0 | 0 | 0 | 0 | 0 | 0 | 0 |
| Hendry    | 1Q2005 | 0 | 0 | 0 | 0 | 0 | 0 | 0 |
|           | 2Q2005 | 0 | 0 | 0 | 0 | 0 | 0 | 0 |
|           | 3Q2005 | 0 | 0 | 0 | 0 | 0 | 0 | 0 |
|           | CY2005 | 0 | 0 | 0 | 0 | 0 | 0 | 0 |

# Managed Care Enrollment by Company by Market Segment by County at Quarter End as of December 31, 2005

|              |        |   |   |   |   |   |   |   |
|--------------|--------|---|---|---|---|---|---|---|
| Hernando     | 1Q2005 | 0 | 0 | 0 | 0 | 0 | 0 | 0 |
|              | 2Q2005 | 0 | 0 | 0 | 0 | 0 | 0 | 0 |
|              | 3Q2005 | 0 | 0 | 0 | 0 | 0 | 0 | 0 |
|              | CY2005 | 0 | 0 | 0 | 0 | 0 | 0 | 0 |
| Highlands    | 1Q2005 | 0 | 0 | 0 | 0 | 0 | 0 | 0 |
|              | 2Q2005 | 0 | 0 | 0 | 0 | 0 | 0 | 0 |
|              | 3Q2005 | 0 | 0 | 0 | 0 | 0 | 0 | 0 |
|              | CY2005 | 0 | 0 | 0 | 0 | 0 | 0 | 0 |
| Hillsborough | 1Q2005 | 0 | 0 | 0 | 0 | 0 | 0 | 0 |
|              | 2Q2005 | 0 | 0 | 0 | 0 | 0 | 0 | 0 |
|              | 3Q2005 | 0 | 0 | 0 | 0 | 0 | 0 | 0 |
|              | CY2005 | 0 | 0 | 0 | 0 | 0 | 0 | 0 |
| Holmes       | 1Q2005 | 0 | 0 | 0 | 0 | 0 | 0 | 0 |
|              | 2Q2005 | 0 | 0 | 0 | 0 | 0 | 0 | 0 |
|              | 3Q2005 | 0 | 0 | 0 | 0 | 0 | 0 | 0 |
|              | CY2005 | 0 | 0 | 0 | 0 | 0 | 0 | 0 |
| Indian River | 1Q2005 | 0 | 0 | 0 | 0 | 0 | 0 | 0 |
|              | 2Q2005 | 0 | 0 | 0 | 0 | 0 | 0 | 0 |
|              | 3Q2005 | 0 | 0 | 0 | 0 | 0 | 0 | 0 |
|              | CY2005 | 0 | 0 | 0 | 0 | 0 | 0 | 0 |
| Jackson      | 1Q2005 | 0 | 0 | 0 | 0 | 0 | 0 | 0 |
|              | 2Q2005 | 0 | 0 | 0 | 0 | 0 | 0 | 0 |
|              | 3Q2005 | 0 | 0 | 0 | 0 | 0 | 0 | 0 |
|              | CY2005 | 0 | 0 | 0 | 0 | 0 | 0 | 0 |
| Jefferson    | 1Q2005 | 0 | 0 | 0 | 0 | 0 | 0 | 0 |
|              | 2Q2005 | 0 | 0 | 0 | 0 | 0 | 0 | 0 |
|              | 3Q2005 | 0 | 0 | 0 | 0 | 0 | 0 | 0 |
|              | CY2005 | 0 | 0 | 0 | 0 | 0 | 0 | 0 |
| Lafayette    | 1Q2005 | 0 | 0 | 0 | 0 | 0 | 0 | 0 |
|              | 2Q2005 | 0 | 0 | 0 | 0 | 0 | 0 | 0 |
|              | 3Q2005 | 0 | 0 | 0 | 0 | 0 | 0 | 0 |
|              | CY2005 | 0 | 0 | 0 | 0 | 0 | 0 | 0 |
| Lake         | 1Q2005 | 0 | 0 | 0 | 0 | 0 | 0 | 0 |
|              | 2Q2005 | 0 | 0 | 0 | 0 | 0 | 0 | 0 |
|              | 3Q2005 | 0 | 0 | 0 | 0 | 0 | 0 | 0 |
|              | CY2005 | 0 | 0 | 0 | 0 | 0 | 0 | 0 |
| Lee          | 1Q2005 | 0 | 0 | 0 | 0 | 0 | 0 | 0 |
|              | 2Q2005 | 0 | 0 | 0 | 0 | 0 | 0 | 0 |
|              | 3Q2005 | 0 | 0 | 0 | 0 | 0 | 0 | 0 |
|              | CY2005 | 0 | 0 | 0 | 0 | 0 | 0 | 0 |
| Leon         | 1Q2005 | 0 | 0 | 0 | 0 | 0 | 0 | 0 |
|              | 2Q2005 | 0 | 0 | 0 | 0 | 0 | 0 | 0 |
|              | 3Q2005 | 0 | 0 | 0 | 0 | 0 | 0 | 0 |
|              | CY2005 | 0 | 0 | 0 | 0 | 0 | 0 | 0 |
| Levy         | 1Q2005 | 0 | 0 | 0 | 0 | 0 | 0 | 0 |
|              | 2Q2005 | 0 | 0 | 0 | 0 | 0 | 0 | 0 |
|              | 3Q2005 | 0 | 0 | 0 | 0 | 0 | 0 | 0 |
|              | CY2005 | 0 | 0 | 0 | 0 | 0 | 0 | 0 |
| Liberty      | 1Q2005 | 0 | 0 | 0 | 0 | 0 | 0 | 0 |
|              | 2Q2005 | 0 | 0 | 0 | 0 | 0 | 0 | 0 |
|              | 3Q2005 | 0 | 0 | 0 | 0 | 0 | 0 | 0 |
|              | CY2005 | 0 | 0 | 0 | 0 | 0 | 0 | 0 |

# Managed Care Enrollment by Company by Market Segment by County at Quarter End as of December 31, 2005

|            |        |   |   |        |   |        |   |   |
|------------|--------|---|---|--------|---|--------|---|---|
| Madison    | 1Q2005 | 0 | 0 | 0      | 0 | 0      | 0 | 0 |
|            | 2Q2005 | 0 | 0 | 0      | 0 | 0      | 0 | 0 |
|            | 3Q2005 | 0 | 0 | 0      | 0 | 0      | 0 | 0 |
|            | CY2005 | 0 | 0 | 0      | 0 | 0      | 0 | 0 |
| Manatee    | 1Q2005 | 0 | 0 | 0      | 0 | 0      | 0 | 0 |
|            | 2Q2005 | 0 | 0 | 0      | 0 | 0      | 0 | 0 |
|            | 3Q2005 | 0 | 0 | 0      | 0 | 0      | 0 | 0 |
|            | CY2005 | 0 | 0 | 0      | 0 | 0      | 0 | 0 |
| Marion     | 1Q2005 | 0 | 0 | 0      | 0 | 0      | 0 | 0 |
|            | 2Q2005 | 0 | 0 | 0      | 0 | 0      | 0 | 0 |
|            | 3Q2005 | 0 | 0 | 0      | 0 | 0      | 0 | 0 |
|            | CY2005 | 0 | 0 | 0      | 0 | 0      | 0 | 0 |
| Martin     | 1Q2005 | 0 | 0 | 0      | 0 | 0      | 0 | 0 |
|            | 2Q2005 | 0 | 0 | 0      | 0 | 0      | 0 | 0 |
|            | 3Q2005 | 0 | 0 | 0      | 0 | 0      | 0 | 0 |
|            | CY2005 | 0 | 0 | 0      | 0 | 0      | 0 | 0 |
| Miami-Dade | 1Q2005 | 0 | 0 | 34,800 | 0 | 13,561 | 0 | 0 |
|            | 2Q2005 | 0 | 0 | 35,909 | 0 | 13,653 | 0 | 0 |
|            | 3Q2005 | 0 | 0 | 35,985 | 0 | 13,754 | 0 | 0 |
|            | CY2005 | 0 | 0 | 35,506 | 0 | 14,230 | 0 | 0 |
| Monroe     | 1Q2005 | 0 | 0 | 0      | 0 | 0      | 0 | 0 |
|            | 2Q2005 | 0 | 0 | 0      | 0 | 0      | 0 | 0 |
|            | 3Q2005 | 0 | 0 | 0      | 0 | 0      | 0 | 0 |
|            | CY2005 | 0 | 0 | 0      | 0 | 0      | 0 | 0 |
| Nassau     | 1Q2005 | 0 | 0 | 0      | 0 | 0      | 0 | 0 |
|            | 2Q2005 | 0 | 0 | 0      | 0 | 0      | 0 | 0 |
|            | 3Q2005 | 0 | 0 | 0      | 0 | 0      | 0 | 0 |
|            | CY2005 | 0 | 0 | 0      | 0 | 0      | 0 | 0 |
| Okaloosa   | 1Q2005 | 0 | 0 | 0      | 0 | 0      | 0 | 0 |
|            | 2Q2005 | 0 | 0 | 0      | 0 | 0      | 0 | 0 |
|            | 3Q2005 | 0 | 0 | 0      | 0 | 0      | 0 | 0 |
|            | CY2005 | 0 | 0 | 0      | 0 | 0      | 0 | 0 |
| Okeechobee | 1Q2005 | 0 | 0 | 0      | 0 | 0      | 0 | 0 |
|            | 2Q2005 | 0 | 0 | 0      | 0 | 0      | 0 | 0 |
|            | 3Q2005 | 0 | 0 | 0      | 0 | 0      | 0 | 0 |
|            | CY2005 | 0 | 0 | 0      | 0 | 0      | 0 | 0 |
| Orange     | 1Q2005 | 0 | 0 | 0      | 0 | 0      | 0 | 0 |
|            | 2Q2005 | 0 | 0 | 0      | 0 | 0      | 0 | 0 |
|            | 3Q2005 | 0 | 0 | 0      | 0 | 0      | 0 | 0 |
|            | CY2005 | 0 | 0 | 0      | 0 | 0      | 0 | 0 |
| Osceola    | 1Q2005 | 0 | 0 | 0      | 0 | 0      | 0 | 0 |
|            | 2Q2005 | 0 | 0 | 0      | 0 | 0      | 0 | 0 |
|            | 3Q2005 | 0 | 0 | 0      | 0 | 0      | 0 | 0 |
|            | CY2005 | 0 | 0 | 0      | 0 | 0      | 0 | 0 |
| Other      | 1Q2005 | 0 | 0 | 0      | 0 | 0      | 0 | 0 |
|            | 2Q2005 | 0 | 0 | 0      | 0 | 0      | 0 | 0 |
|            | 3Q2005 | 0 | 0 | 0      | 0 | 0      | 0 | 0 |
|            | CY2005 | 0 | 0 | 0      | 0 | 0      | 0 | 0 |
| Palm Beach | 1Q2005 | 0 | 0 | 0      | 0 | 0      | 0 | 0 |
|            | 2Q2005 | 0 | 0 | 0      | 0 | 0      | 0 | 0 |
|            | 3Q2005 | 0 | 0 | 0      | 0 | 0      | 0 | 0 |
|            | CY2005 | 0 | 0 | 0      | 0 | 0      | 0 | 0 |

# Managed Care Enrollment by Company by Market Segment by County at Quarter End as of December 31, 2005

|            |        |   |   |   |   |   |   |   |
|------------|--------|---|---|---|---|---|---|---|
| Pasco      | 1Q2005 | 0 | 0 | 0 | 0 | 0 | 0 | 0 |
|            | 2Q2005 | 0 | 0 | 0 | 0 | 0 | 0 | 0 |
|            | 3Q2005 | 0 | 0 | 0 | 0 | 0 | 0 | 0 |
|            | CY2005 | 0 | 0 | 0 | 0 | 0 | 0 | 0 |
| Pinellas   | 1Q2005 | 0 | 0 | 0 | 0 | 0 | 0 | 0 |
|            | 2Q2005 | 0 | 0 | 0 | 0 | 0 | 0 | 0 |
|            | 3Q2005 | 0 | 0 | 0 | 0 | 0 | 0 | 0 |
|            | CY2005 | 0 | 0 | 0 | 0 | 0 | 0 | 0 |
| Polk       | 1Q2005 | 0 | 0 | 0 | 0 | 0 | 0 | 0 |
|            | 2Q2005 | 0 | 0 | 0 | 0 | 0 | 0 | 0 |
|            | 3Q2005 | 0 | 0 | 0 | 0 | 0 | 0 | 0 |
|            | CY2005 | 0 | 0 | 0 | 0 | 0 | 0 | 0 |
| Putnam     | 1Q2005 | 0 | 0 | 0 | 0 | 0 | 0 | 0 |
|            | 2Q2005 | 0 | 0 | 0 | 0 | 0 | 0 | 0 |
|            | 3Q2005 | 0 | 0 | 0 | 0 | 0 | 0 | 0 |
|            | CY2005 | 0 | 0 | 0 | 0 | 0 | 0 | 0 |
| Santa Rosa | 1Q2005 | 0 | 0 | 0 | 0 | 0 | 0 | 0 |
|            | 2Q2005 | 0 | 0 | 0 | 0 | 0 | 0 | 0 |
|            | 3Q2005 | 0 | 0 | 0 | 0 | 0 | 0 | 0 |
|            | CY2005 | 0 | 0 | 0 | 0 | 0 | 0 | 0 |
| Sarasota   | 1Q2005 | 0 | 0 | 0 | 0 | 0 | 0 | 0 |
|            | 2Q2005 | 0 | 0 | 0 | 0 | 0 | 0 | 0 |
|            | 3Q2005 | 0 | 0 | 0 | 0 | 0 | 0 | 0 |
|            | CY2005 | 0 | 0 | 0 | 0 | 0 | 0 | 0 |
| Seminole   | 1Q2005 | 0 | 0 | 0 | 0 | 0 | 0 | 0 |
|            | 2Q2005 | 0 | 0 | 0 | 0 | 0 | 0 | 0 |
|            | 3Q2005 | 0 | 0 | 0 | 0 | 0 | 0 | 0 |
|            | CY2005 | 0 | 0 | 0 | 0 | 0 | 0 | 0 |
| St. Johns  | 1Q2005 | 0 | 0 | 0 | 0 | 0 | 0 | 0 |
|            | 2Q2005 | 0 | 0 | 0 | 0 | 0 | 0 | 0 |
|            | 3Q2005 | 0 | 0 | 0 | 0 | 0 | 0 | 0 |
|            | CY2005 | 0 | 0 | 0 | 0 | 0 | 0 | 0 |
| St. Lucie  | 1Q2005 | 0 | 0 | 0 | 0 | 0 | 0 | 0 |
|            | 2Q2005 | 0 | 0 | 0 | 0 | 0 | 0 | 0 |
|            | 3Q2005 | 0 | 0 | 0 | 0 | 0 | 0 | 0 |
|            | CY2005 | 0 | 0 | 0 | 0 | 0 | 0 | 0 |
| Sumter     | 1Q2005 | 0 | 0 | 0 | 0 | 0 | 0 | 0 |
|            | 2Q2005 | 0 | 0 | 0 | 0 | 0 | 0 | 0 |
|            | 3Q2005 | 0 | 0 | 0 | 0 | 0 | 0 | 0 |
|            | CY2005 | 0 | 0 | 0 | 0 | 0 | 0 | 0 |
| Suwannee   | 1Q2005 | 0 | 0 | 0 | 0 | 0 | 0 | 0 |
|            | 2Q2005 | 0 | 0 | 0 | 0 | 0 | 0 | 0 |
|            | 3Q2005 | 0 | 0 | 0 | 0 | 0 | 0 | 0 |
|            | CY2005 | 0 | 0 | 0 | 0 | 0 | 0 | 0 |
| Taylor     | 1Q2005 | 0 | 0 | 0 | 0 | 0 | 0 | 0 |
|            | 2Q2005 | 0 | 0 | 0 | 0 | 0 | 0 | 0 |
|            | 3Q2005 | 0 | 0 | 0 | 0 | 0 | 0 | 0 |
|            | CY2005 | 0 | 0 | 0 | 0 | 0 | 0 | 0 |
| Union      | 1Q2005 | 0 | 0 | 0 | 0 | 0 | 0 | 0 |
|            | 2Q2005 | 0 | 0 | 0 | 0 | 0 | 0 | 0 |
|            | 3Q2005 | 0 | 0 | 0 | 0 | 0 | 0 | 0 |
|            | CY2005 | 0 | 0 | 0 | 0 | 0 | 0 | 0 |

# Managed Care Enrollment by Company by Market Segment by County at Quarter End as of December 31, 2005

|            |        |   |   |   |   |   |   |   |
|------------|--------|---|---|---|---|---|---|---|
| Volusia    | 1Q2005 | 0 | 0 | 0 | 0 | 0 | 0 | 0 |
|            | 2Q2005 | 0 | 0 | 0 | 0 | 0 | 0 | 0 |
|            | 3Q2005 | 0 | 0 | 0 | 0 | 0 | 0 | 0 |
|            | CY2005 | 0 | 0 | 0 | 0 | 0 | 0 | 0 |
| Wakulla    | 1Q2005 | 0 | 0 | 0 | 0 | 0 | 0 | 0 |
|            | 2Q2005 | 0 | 0 | 0 | 0 | 0 | 0 | 0 |
|            | 3Q2005 | 0 | 0 | 0 | 0 | 0 | 0 | 0 |
|            | CY2005 | 0 | 0 | 0 | 0 | 0 | 0 | 0 |
| Walton     | 1Q2005 | 0 | 0 | 0 | 0 | 0 | 0 | 0 |
|            | 2Q2005 | 0 | 0 | 0 | 0 | 0 | 0 | 0 |
|            | 3Q2005 | 0 | 0 | 0 | 0 | 0 | 0 | 0 |
|            | CY2005 | 0 | 0 | 0 | 0 | 0 | 0 | 0 |
| Washington | 1Q2005 | 0 | 0 | 0 | 0 | 0 | 0 | 0 |
|            | 2Q2005 | 0 | 0 | 0 | 0 | 0 | 0 | 0 |
|            | 3Q2005 | 0 | 0 | 0 | 0 | 0 | 0 | 0 |
|            | CY2005 | 0 | 0 | 0 | 0 | 0 | 0 | 0 |

# Managed Care Enrollment by Company by Market Segment by County at Quarter End as of December 31, 2005

| QUALITY HEALTH PLANS, INC. |        | NAIC Company Code |             |            |              |          |          | 11519             |
|----------------------------|--------|-------------------|-------------|------------|--------------|----------|----------|-------------------|
|                            |        | SMALL GROUP       | LARGE GROUP | INDIVIDUAL | HEALTHY KIDS | MEDICAID | MEDICARE | FEDERAL EMPLOYEES |
| Alachua                    | 1Q2005 | 0                 | 0           | 0          | 0            | 0        | 0        | 0                 |
|                            | 2Q2005 | 0                 | 0           | 0          | 0            | 0        | 0        | 0                 |
|                            | 3Q2005 | 0                 | 0           | 0          | 0            | 0        | 0        | 0                 |
|                            | CY2005 | 0                 | 0           | 0          | 0            | 0        | 0        | 0                 |
| Baker                      | 1Q2005 | 0                 | 0           | 0          | 0            | 0        | 0        | 0                 |
|                            | 2Q2005 | 0                 | 0           | 0          | 0            | 0        | 0        | 0                 |
|                            | 3Q2005 | 0                 | 0           | 0          | 0            | 0        | 0        | 0                 |
|                            | CY2005 | 0                 | 0           | 0          | 0            | 0        | 0        | 0                 |
| Bay                        | 1Q2005 | 0                 | 0           | 0          | 0            | 0        | 0        | 0                 |
|                            | 2Q2005 | 0                 | 0           | 0          | 0            | 0        | 0        | 0                 |
|                            | 3Q2005 | 0                 | 0           | 0          | 0            | 0        | 0        | 0                 |
|                            | CY2005 | 0                 | 0           | 0          | 0            | 0        | 0        | 0                 |
| Bradford                   | 1Q2005 | 0                 | 0           | 0          | 0            | 0        | 0        | 0                 |
|                            | 2Q2005 | 0                 | 0           | 0          | 0            | 0        | 0        | 0                 |
|                            | 3Q2005 | 0                 | 0           | 0          | 0            | 0        | 0        | 0                 |
|                            | CY2005 | 0                 | 0           | 0          | 0            | 0        | 0        | 0                 |
| Brevard                    | 1Q2005 | 0                 | 0           | 0          | 0            | 0        | 0        | 0                 |
|                            | 2Q2005 | 0                 | 0           | 0          | 0            | 0        | 0        | 0                 |
|                            | 3Q2005 | 0                 | 0           | 0          | 0            | 0        | 0        | 0                 |
|                            | CY2005 | 0                 | 0           | 0          | 0            | 0        | 0        | 0                 |
| Broward                    | 1Q2005 | 0                 | 0           | 0          | 0            | 0        | 0        | 0                 |
|                            | 2Q2005 | 0                 | 0           | 0          | 0            | 0        | 0        | 0                 |
|                            | 3Q2005 | 0                 | 0           | 0          | 0            | 0        | 0        | 0                 |
|                            | CY2005 | 0                 | 0           | 0          | 0            | 0        | 0        | 0                 |
| Calhoun                    | 1Q2005 | 0                 | 0           | 0          | 0            | 0        | 0        | 0                 |
|                            | 2Q2005 | 0                 | 0           | 0          | 0            | 0        | 0        | 0                 |
|                            | 3Q2005 | 0                 | 0           | 0          | 0            | 0        | 0        | 0                 |
|                            | CY2005 | 0                 | 0           | 0          | 0            | 0        | 0        | 0                 |
| Charlotte                  | 1Q2005 | 0                 | 0           | 0          | 0            | 0        | 0        | 0                 |
|                            | 2Q2005 | 0                 | 0           | 0          | 0            | 0        | 0        | 0                 |
|                            | 3Q2005 | 0                 | 0           | 0          | 0            | 0        | 0        | 0                 |
|                            | CY2005 | 0                 | 0           | 0          | 0            | 0        | 0        | 0                 |
| Citrus                     | 1Q2005 | 0                 | 0           | 0          | 0            | 0        | 0        | 0                 |
|                            | 2Q2005 | 0                 | 0           | 0          | 0            | 0        | 0        | 0                 |
|                            | 3Q2005 | 0                 | 0           | 0          | 0            | 0        | 0        | 0                 |
|                            | CY2005 | 0                 | 0           | 0          | 0            | 0        | 0        | 0                 |
| Clay                       | 1Q2005 | 0                 | 0           | 0          | 0            | 0        | 0        | 0                 |
|                            | 2Q2005 | 0                 | 0           | 0          | 0            | 0        | 0        | 0                 |
|                            | 3Q2005 | 0                 | 0           | 0          | 0            | 0        | 0        | 0                 |
|                            | CY2005 | 0                 | 0           | 0          | 0            | 0        | 0        | 0                 |
| Collier                    | 1Q2005 | 0                 | 0           | 0          | 0            | 0        | 0        | 0                 |
|                            | 2Q2005 | 0                 | 0           | 0          | 0            | 0        | 0        | 0                 |
|                            | 3Q2005 | 0                 | 0           | 0          | 0            | 0        | 0        | 0                 |
|                            | CY2005 | 0                 | 0           | 0          | 0            | 0        | 0        | 0                 |
| Columbia                   | 1Q2005 | 0                 | 0           | 0          | 0            | 0        | 0        | 0                 |
|                            | 2Q2005 | 0                 | 0           | 0          | 0            | 0        | 0        | 0                 |
|                            | 3Q2005 | 0                 | 0           | 0          | 0            | 0        | 0        | 0                 |
|                            | CY2005 | 0                 | 0           | 0          | 0            | 0        | 0        | 0                 |

# Managed Care Enrollment by Company by Market Segment by County at Quarter End as of December 31, 2005

|           |        |   |   |   |   |   |     |   |
|-----------|--------|---|---|---|---|---|-----|---|
| De Soto   | 1Q2005 | 0 | 0 | 0 | 0 | 0 | 0   | 0 |
|           | 2Q2005 | 0 | 0 | 0 | 0 | 0 | 0   | 0 |
|           | 3Q2005 | 0 | 0 | 0 | 0 | 0 | 0   | 0 |
|           | CY2005 | 0 | 0 | 0 | 0 | 0 | 0   | 0 |
| Dixie     | 1Q2005 | 0 | 0 | 0 | 0 | 0 | 0   | 0 |
|           | 2Q2005 | 0 | 0 | 0 | 0 | 0 | 0   | 0 |
|           | 3Q2005 | 0 | 0 | 0 | 0 | 0 | 0   | 0 |
|           | CY2005 | 0 | 0 | 0 | 0 | 0 | 0   | 0 |
| Duval     | 1Q2005 | 0 | 0 | 0 | 0 | 0 | 0   | 0 |
|           | 2Q2005 | 0 | 0 | 0 | 0 | 0 | 0   | 0 |
|           | 3Q2005 | 0 | 0 | 0 | 0 | 0 | 39  | 0 |
|           | CY2005 | 0 | 0 | 0 | 0 | 0 | 336 | 0 |
| Escambia  | 1Q2005 | 0 | 0 | 0 | 0 | 0 | 0   | 0 |
|           | 2Q2005 | 0 | 0 | 0 | 0 | 0 | 0   | 0 |
|           | 3Q2005 | 0 | 0 | 0 | 0 | 0 | 0   | 0 |
|           | CY2005 | 0 | 0 | 0 | 0 | 0 | 0   | 0 |
| Flagler   | 1Q2005 | 0 | 0 | 0 | 0 | 0 | 0   | 0 |
|           | 2Q2005 | 0 | 0 | 0 | 0 | 0 | 0   | 0 |
|           | 3Q2005 | 0 | 0 | 0 | 0 | 0 | 0   | 0 |
|           | CY2005 | 0 | 0 | 0 | 0 | 0 | 0   | 0 |
| Franklin  | 1Q2005 | 0 | 0 | 0 | 0 | 0 | 0   | 0 |
|           | 2Q2005 | 0 | 0 | 0 | 0 | 0 | 0   | 0 |
|           | 3Q2005 | 0 | 0 | 0 | 0 | 0 | 0   | 0 |
|           | CY2005 | 0 | 0 | 0 | 0 | 0 | 0   | 0 |
| Gadsden   | 1Q2005 | 0 | 0 | 0 | 0 | 0 | 0   | 0 |
|           | 2Q2005 | 0 | 0 | 0 | 0 | 0 | 0   | 0 |
|           | 3Q2005 | 0 | 0 | 0 | 0 | 0 | 0   | 0 |
|           | CY2005 | 0 | 0 | 0 | 0 | 0 | 0   | 0 |
| Gilchrist | 1Q2005 | 0 | 0 | 0 | 0 | 0 | 0   | 0 |
|           | 2Q2005 | 0 | 0 | 0 | 0 | 0 | 0   | 0 |
|           | 3Q2005 | 0 | 0 | 0 | 0 | 0 | 0   | 0 |
|           | CY2005 | 0 | 0 | 0 | 0 | 0 | 0   | 0 |
| Glades    | 1Q2005 | 0 | 0 | 0 | 0 | 0 | 0   | 0 |
|           | 2Q2005 | 0 | 0 | 0 | 0 | 0 | 0   | 0 |
|           | 3Q2005 | 0 | 0 | 0 | 0 | 0 | 0   | 0 |
|           | CY2005 | 0 | 0 | 0 | 0 | 0 | 0   | 0 |
| Gulf      | 1Q2005 | 0 | 0 | 0 | 0 | 0 | 0   | 0 |
|           | 2Q2005 | 0 | 0 | 0 | 0 | 0 | 0   | 0 |
|           | 3Q2005 | 0 | 0 | 0 | 0 | 0 | 0   | 0 |
|           | CY2005 | 0 | 0 | 0 | 0 | 0 | 0   | 0 |
| Hamilton  | 1Q2005 | 0 | 0 | 0 | 0 | 0 | 0   | 0 |
|           | 2Q2005 | 0 | 0 | 0 | 0 | 0 | 0   | 0 |
|           | 3Q2005 | 0 | 0 | 0 | 0 | 0 | 0   | 0 |
|           | CY2005 | 0 | 0 | 0 | 0 | 0 | 0   | 0 |
| Hardee    | 1Q2005 | 0 | 0 | 0 | 0 | 0 | 0   | 0 |
|           | 2Q2005 | 0 | 0 | 0 | 0 | 0 | 0   | 0 |
|           | 3Q2005 | 0 | 0 | 0 | 0 | 0 | 0   | 0 |
|           | CY2005 | 0 | 0 | 0 | 0 | 0 | 0   | 0 |
| Hendry    | 1Q2005 | 0 | 0 | 0 | 0 | 0 | 0   | 0 |
|           | 2Q2005 | 0 | 0 | 0 | 0 | 0 | 0   | 0 |
|           | 3Q2005 | 0 | 0 | 0 | 0 | 0 | 0   | 0 |
|           | CY2005 | 0 | 0 | 0 | 0 | 0 | 0   | 0 |

# Managed Care Enrollment by Company by Market Segment by County at Quarter End as of December 31, 2005

|              |        |   |   |   |   |   |     |   |
|--------------|--------|---|---|---|---|---|-----|---|
| Hernando     | 1Q2005 | 0 | 0 | 0 | 0 | 0 | 887 | 0 |
|              | 2Q2005 | 0 | 0 | 0 | 0 | 0 | 778 | 0 |
|              | 3Q2005 | 0 | 0 | 0 | 0 | 0 | 688 | 0 |
|              | CY2005 | 0 | 0 | 0 | 0 | 0 | 528 | 0 |
| Highlands    | 1Q2005 | 0 | 0 | 0 | 0 | 0 | 0   | 0 |
|              | 2Q2005 | 0 | 0 | 0 | 0 | 0 | 0   | 0 |
|              | 3Q2005 | 0 | 0 | 0 | 0 | 0 | 0   | 0 |
|              | CY2005 | 0 | 0 | 0 | 0 | 0 | 0   | 0 |
| Hillsborough | 1Q2005 | 0 | 0 | 0 | 0 | 0 | 0   | 0 |
|              | 2Q2005 | 0 | 0 | 0 | 0 | 0 | 0   | 0 |
|              | 3Q2005 | 0 | 0 | 0 | 0 | 0 | 10  | 0 |
|              | CY2005 | 0 | 0 | 0 | 0 | 0 | 41  | 0 |
| Holmes       | 1Q2005 | 0 | 0 | 0 | 0 | 0 | 0   | 0 |
|              | 2Q2005 | 0 | 0 | 0 | 0 | 0 | 0   | 0 |
|              | 3Q2005 | 0 | 0 | 0 | 0 | 0 | 0   | 0 |
|              | CY2005 | 0 | 0 | 0 | 0 | 0 | 0   | 0 |
| Indian River | 1Q2005 | 0 | 0 | 0 | 0 | 0 | 0   | 0 |
|              | 2Q2005 | 0 | 0 | 0 | 0 | 0 | 0   | 0 |
|              | 3Q2005 | 0 | 0 | 0 | 0 | 0 | 0   | 0 |
|              | CY2005 | 0 | 0 | 0 | 0 | 0 | 0   | 0 |
| Jackson      | 1Q2005 | 0 | 0 | 0 | 0 | 0 | 0   | 0 |
|              | 2Q2005 | 0 | 0 | 0 | 0 | 0 | 0   | 0 |
|              | 3Q2005 | 0 | 0 | 0 | 0 | 0 | 0   | 0 |
|              | CY2005 | 0 | 0 | 0 | 0 | 0 | 0   | 0 |
| Jefferson    | 1Q2005 | 0 | 0 | 0 | 0 | 0 | 0   | 0 |
|              | 2Q2005 | 0 | 0 | 0 | 0 | 0 | 0   | 0 |
|              | 3Q2005 | 0 | 0 | 0 | 0 | 0 | 0   | 0 |
|              | CY2005 | 0 | 0 | 0 | 0 | 0 | 0   | 0 |
| Lafayette    | 1Q2005 | 0 | 0 | 0 | 0 | 0 | 0   | 0 |
|              | 2Q2005 | 0 | 0 | 0 | 0 | 0 | 0   | 0 |
|              | 3Q2005 | 0 | 0 | 0 | 0 | 0 | 0   | 0 |
|              | CY2005 | 0 | 0 | 0 | 0 | 0 | 0   | 0 |
| Lake         | 1Q2005 | 0 | 0 | 0 | 0 | 0 | 0   | 0 |
|              | 2Q2005 | 0 | 0 | 0 | 0 | 0 | 0   | 0 |
|              | 3Q2005 | 0 | 0 | 0 | 0 | 0 | 0   | 0 |
|              | CY2005 | 0 | 0 | 0 | 0 | 0 | 42  | 0 |
| Lee          | 1Q2005 | 0 | 0 | 0 | 0 | 0 | 0   | 0 |
|              | 2Q2005 | 0 | 0 | 0 | 0 | 0 | 0   | 0 |
|              | 3Q2005 | 0 | 0 | 0 | 0 | 0 | 0   | 0 |
|              | CY2005 | 0 | 0 | 0 | 0 | 0 | 0   | 0 |
| Leon         | 1Q2005 | 0 | 0 | 0 | 0 | 0 | 0   | 0 |
|              | 2Q2005 | 0 | 0 | 0 | 0 | 0 | 0   | 0 |
|              | 3Q2005 | 0 | 0 | 0 | 0 | 0 | 0   | 0 |
|              | CY2005 | 0 | 0 | 0 | 0 | 0 | 0   | 0 |
| Levy         | 1Q2005 | 0 | 0 | 0 | 0 | 0 | 0   | 0 |
|              | 2Q2005 | 0 | 0 | 0 | 0 | 0 | 0   | 0 |
|              | 3Q2005 | 0 | 0 | 0 | 0 | 0 | 0   | 0 |
|              | CY2005 | 0 | 0 | 0 | 0 | 0 | 0   | 0 |
| Liberty      | 1Q2005 | 0 | 0 | 0 | 0 | 0 | 0   | 0 |
|              | 2Q2005 | 0 | 0 | 0 | 0 | 0 | 0   | 0 |
|              | 3Q2005 | 0 | 0 | 0 | 0 | 0 | 0   | 0 |
|              | CY2005 | 0 | 0 | 0 | 0 | 0 | 0   | 0 |

# Managed Care Enrollment by Company by Market Segment by County at Quarter End as of December 31, 2005

|            |        |   |   |   |   |   |    |   |
|------------|--------|---|---|---|---|---|----|---|
| Madison    | 1Q2005 | 0 | 0 | 0 | 0 | 0 | 0  | 0 |
|            | 2Q2005 | 0 | 0 | 0 | 0 | 0 | 0  | 0 |
|            | 3Q2005 | 0 | 0 | 0 | 0 | 0 | 0  | 0 |
|            | CY2005 | 0 | 0 | 0 | 0 | 0 | 0  | 0 |
| Manatee    | 1Q2005 | 0 | 0 | 0 | 0 | 0 | 0  | 0 |
|            | 2Q2005 | 0 | 0 | 0 | 0 | 0 | 0  | 0 |
|            | 3Q2005 | 0 | 0 | 0 | 0 | 0 | 1  | 0 |
|            | CY2005 | 0 | 0 | 0 | 0 | 0 | 3  | 0 |
| Marion     | 1Q2005 | 0 | 0 | 0 | 0 | 0 | 0  | 0 |
|            | 2Q2005 | 0 | 0 | 0 | 0 | 0 | 0  | 0 |
|            | 3Q2005 | 0 | 0 | 0 | 0 | 0 | 0  | 0 |
|            | CY2005 | 0 | 0 | 0 | 0 | 0 | 0  | 0 |
| Martin     | 1Q2005 | 0 | 0 | 0 | 0 | 0 | 0  | 0 |
|            | 2Q2005 | 0 | 0 | 0 | 0 | 0 | 0  | 0 |
|            | 3Q2005 | 0 | 0 | 0 | 0 | 0 | 0  | 0 |
|            | CY2005 | 0 | 0 | 0 | 0 | 0 | 0  | 0 |
| Miami-Dade | 1Q2005 | 0 | 0 | 0 | 0 | 0 | 0  | 0 |
|            | 2Q2005 | 0 | 0 | 0 | 0 | 0 | 0  | 0 |
|            | 3Q2005 | 0 | 0 | 0 | 0 | 0 | 0  | 0 |
|            | CY2005 | 0 | 0 | 0 | 0 | 0 | 0  | 0 |
| Monroe     | 1Q2005 | 0 | 0 | 0 | 0 | 0 | 0  | 0 |
|            | 2Q2005 | 0 | 0 | 0 | 0 | 0 | 0  | 0 |
|            | 3Q2005 | 0 | 0 | 0 | 0 | 0 | 0  | 0 |
|            | CY2005 | 0 | 0 | 0 | 0 | 0 | 0  | 0 |
| Nassau     | 1Q2005 | 0 | 0 | 0 | 0 | 0 | 0  | 0 |
|            | 2Q2005 | 0 | 0 | 0 | 0 | 0 | 0  | 0 |
|            | 3Q2005 | 0 | 0 | 0 | 0 | 0 | 0  | 0 |
|            | CY2005 | 0 | 0 | 0 | 0 | 0 | 0  | 0 |
| Okaloosa   | 1Q2005 | 0 | 0 | 0 | 0 | 0 | 0  | 0 |
|            | 2Q2005 | 0 | 0 | 0 | 0 | 0 | 0  | 0 |
|            | 3Q2005 | 0 | 0 | 0 | 0 | 0 | 0  | 0 |
|            | CY2005 | 0 | 0 | 0 | 0 | 0 | 0  | 0 |
| Okeechobee | 1Q2005 | 0 | 0 | 0 | 0 | 0 | 0  | 0 |
|            | 2Q2005 | 0 | 0 | 0 | 0 | 0 | 0  | 0 |
|            | 3Q2005 | 0 | 0 | 0 | 0 | 0 | 0  | 0 |
|            | CY2005 | 0 | 0 | 0 | 0 | 0 | 0  | 0 |
| Orange     | 1Q2005 | 0 | 0 | 0 | 0 | 0 | 0  | 0 |
|            | 2Q2005 | 0 | 0 | 0 | 0 | 0 | 0  | 0 |
|            | 3Q2005 | 0 | 0 | 0 | 0 | 0 | 2  | 0 |
|            | CY2005 | 0 | 0 | 0 | 0 | 0 | 25 | 0 |
| Osceola    | 1Q2005 | 0 | 0 | 0 | 0 | 0 | 0  | 0 |
|            | 2Q2005 | 0 | 0 | 0 | 0 | 0 | 0  | 0 |
|            | 3Q2005 | 0 | 0 | 0 | 0 | 0 | 0  | 0 |
|            | CY2005 | 0 | 0 | 0 | 0 | 0 | 5  | 0 |
| Other      | 1Q2005 | 0 | 0 | 0 | 0 | 0 | 0  | 0 |
|            | 2Q2005 | 0 | 0 | 0 | 0 | 0 | 0  | 0 |
|            | 3Q2005 | 0 | 0 | 0 | 0 | 0 | 0  | 0 |
|            | CY2005 | 0 | 0 | 0 | 0 | 0 | 0  | 0 |
| Palm Beach | 1Q2005 | 0 | 0 | 0 | 0 | 0 | 0  | 0 |
|            | 2Q2005 | 0 | 0 | 0 | 0 | 0 | 0  | 0 |
|            | 3Q2005 | 0 | 0 | 0 | 0 | 0 | 0  | 0 |
|            | CY2005 | 0 | 0 | 0 | 0 | 0 | 0  | 0 |

# Managed Care Enrollment by Company by Market Segment by County at Quarter End as of December 31, 2005

|            |        |   |   |   |   |   |       |   |
|------------|--------|---|---|---|---|---|-------|---|
| Pasco      | 1Q2005 | 0 | 0 | 0 | 0 | 0 | 865   | 0 |
|            | 2Q2005 | 0 | 0 | 0 | 0 | 0 | 772   | 0 |
|            | 3Q2005 | 0 | 0 | 0 | 0 | 0 | 733   | 0 |
|            | CY2005 | 0 | 0 | 0 | 0 | 0 | 725   | 0 |
| Pinellas   | 1Q2005 | 0 | 0 | 0 | 0 | 0 | 0     | 0 |
|            | 2Q2005 | 0 | 0 | 0 | 0 | 0 | 0     | 0 |
|            | 3Q2005 | 0 | 0 | 0 | 0 | 0 | 8     | 0 |
|            | CY2005 | 0 | 0 | 0 | 0 | 0 | 24    | 0 |
| Polk       | 1Q2005 | 0 | 0 | 0 | 0 | 0 | 3,297 | 0 |
|            | 2Q2005 | 0 | 0 | 0 | 0 | 0 | 3,337 | 0 |
|            | 3Q2005 | 0 | 0 | 0 | 0 | 0 | 3,562 | 0 |
|            | CY2005 | 0 | 0 | 0 | 0 | 0 | 3,856 | 0 |
| Putnam     | 1Q2005 | 0 | 0 | 0 | 0 | 0 | 0     | 0 |
|            | 2Q2005 | 0 | 0 | 0 | 0 | 0 | 0     | 0 |
|            | 3Q2005 | 0 | 0 | 0 | 0 | 0 | 0     | 0 |
|            | CY2005 | 0 | 0 | 0 | 0 | 0 | 0     | 0 |
| Santa Rosa | 1Q2005 | 0 | 0 | 0 | 0 | 0 | 0     | 0 |
|            | 2Q2005 | 0 | 0 | 0 | 0 | 0 | 0     | 0 |
|            | 3Q2005 | 0 | 0 | 0 | 0 | 0 | 0     | 0 |
|            | CY2005 | 0 | 0 | 0 | 0 | 0 | 0     | 0 |
| Sarasota   | 1Q2005 | 0 | 0 | 0 | 0 | 0 | 0     | 0 |
|            | 2Q2005 | 0 | 0 | 0 | 0 | 0 | 0     | 0 |
|            | 3Q2005 | 0 | 0 | 0 | 0 | 0 | 0     | 0 |
|            | CY2005 | 0 | 0 | 0 | 0 | 0 | 0     | 0 |
| Seminole   | 1Q2005 | 0 | 0 | 0 | 0 | 0 | 0     | 0 |
|            | 2Q2005 | 0 | 0 | 0 | 0 | 0 | 0     | 0 |
|            | 3Q2005 | 0 | 0 | 0 | 0 | 0 | 0     | 0 |
|            | CY2005 | 0 | 0 | 0 | 0 | 0 | 11    | 0 |
| St. Johns  | 1Q2005 | 0 | 0 | 0 | 0 | 0 | 0     | 0 |
|            | 2Q2005 | 0 | 0 | 0 | 0 | 0 | 0     | 0 |
|            | 3Q2005 | 0 | 0 | 0 | 0 | 0 | 0     | 0 |
|            | CY2005 | 0 | 0 | 0 | 0 | 0 | 0     | 0 |
| St. Lucie  | 1Q2005 | 0 | 0 | 0 | 0 | 0 | 0     | 0 |
|            | 2Q2005 | 0 | 0 | 0 | 0 | 0 | 0     | 0 |
|            | 3Q2005 | 0 | 0 | 0 | 0 | 0 | 0     | 0 |
|            | CY2005 | 0 | 0 | 0 | 0 | 0 | 0     | 0 |
| Sumter     | 1Q2005 | 0 | 0 | 0 | 0 | 0 | 0     | 0 |
|            | 2Q2005 | 0 | 0 | 0 | 0 | 0 | 0     | 0 |
|            | 3Q2005 | 0 | 0 | 0 | 0 | 0 | 3     | 0 |
|            | CY2005 | 0 | 0 | 0 | 0 | 0 | 22    | 0 |
| Suwannee   | 1Q2005 | 0 | 0 | 0 | 0 | 0 | 0     | 0 |
|            | 2Q2005 | 0 | 0 | 0 | 0 | 0 | 0     | 0 |
|            | 3Q2005 | 0 | 0 | 0 | 0 | 0 | 0     | 0 |
|            | CY2005 | 0 | 0 | 0 | 0 | 0 | 0     | 0 |
| Taylor     | 1Q2005 | 0 | 0 | 0 | 0 | 0 | 0     | 0 |
|            | 2Q2005 | 0 | 0 | 0 | 0 | 0 | 0     | 0 |
|            | 3Q2005 | 0 | 0 | 0 | 0 | 0 | 0     | 0 |
|            | CY2005 | 0 | 0 | 0 | 0 | 0 | 0     | 0 |
| Union      | 1Q2005 | 0 | 0 | 0 | 0 | 0 | 0     | 0 |
|            | 2Q2005 | 0 | 0 | 0 | 0 | 0 | 0     | 0 |
|            | 3Q2005 | 0 | 0 | 0 | 0 | 0 | 0     | 0 |
|            | CY2005 | 0 | 0 | 0 | 0 | 0 | 0     | 0 |

# Managed Care Enrollment by Company by Market Segment by County at Quarter End as of December 31, 2005

|            |        |   |   |   |   |   |   |   |
|------------|--------|---|---|---|---|---|---|---|
| Volusia    | 1Q2005 | 0 | 0 | 0 | 0 | 0 | 0 | 0 |
|            | 2Q2005 | 0 | 0 | 0 | 0 | 0 | 0 | 0 |
|            | 3Q2005 | 0 | 0 | 0 | 0 | 0 | 0 | 0 |
|            | CY2005 | 0 | 0 | 0 | 0 | 0 | 0 | 0 |
| Wakulla    | 1Q2005 | 0 | 0 | 0 | 0 | 0 | 0 | 0 |
|            | 2Q2005 | 0 | 0 | 0 | 0 | 0 | 0 | 0 |
|            | 3Q2005 | 0 | 0 | 0 | 0 | 0 | 0 | 0 |
|            | CY2005 | 0 | 0 | 0 | 0 | 0 | 0 | 0 |
| Walton     | 1Q2005 | 0 | 0 | 0 | 0 | 0 | 0 | 0 |
|            | 2Q2005 | 0 | 0 | 0 | 0 | 0 | 0 | 0 |
|            | 3Q2005 | 0 | 0 | 0 | 0 | 0 | 0 | 0 |
|            | CY2005 | 0 | 0 | 0 | 0 | 0 | 0 | 0 |
| Washington | 1Q2005 | 0 | 0 | 0 | 0 | 0 | 0 | 0 |
|            | 2Q2005 | 0 | 0 | 0 | 0 | 0 | 0 | 0 |
|            | 3Q2005 | 0 | 0 | 0 | 0 | 0 | 0 | 0 |
|            | CY2005 | 0 | 0 | 0 | 0 | 0 | 0 | 0 |

# Managed Care Enrollment by Company by Market Segment by County at Quarter End as of December 31, 2005

**SUMMIT HEALTH PLAN, INC.**

NAIC Company Code

10771

|           |        | SMALL GROUP | LARGE GROUP | INDIVIDUAL | HEALTHY KIDS | MEDICAID | MEDICARE | FEDERAL EMPLOYEES |
|-----------|--------|-------------|-------------|------------|--------------|----------|----------|-------------------|
| Alachua   | 1Q2005 |             |             |            |              |          |          |                   |
|           | 2Q2005 |             |             |            |              |          |          |                   |
|           | 3Q2005 | 0           | 0           | 0          | 0            | 0        | 0        | 0                 |
|           | CY2005 | 0           | 0           | 0          | 0            | 0        | 0        | 0                 |
| Baker     | 1Q2005 |             |             |            |              |          |          |                   |
|           | 2Q2005 |             |             |            |              |          |          |                   |
|           | 3Q2005 | 0           | 0           | 0          | 0            | 0        | 0        | 0                 |
|           | CY2005 | 0           | 0           | 0          | 0            | 0        | 0        | 0                 |
| Bay       | 1Q2005 |             |             |            |              |          |          |                   |
|           | 2Q2005 |             |             |            |              |          |          |                   |
|           | 3Q2005 | 0           | 0           | 0          | 0            | 0        | 0        | 0                 |
|           | CY2005 | 0           | 0           | 0          | 0            | 0        | 0        | 0                 |
| Bradford  | 1Q2005 |             |             |            |              |          |          |                   |
|           | 2Q2005 |             |             |            |              |          |          |                   |
|           | 3Q2005 | 0           | 0           | 0          | 0            | 0        | 0        | 0                 |
|           | CY2005 | 0           | 0           | 0          | 0            | 0        | 0        | 0                 |
| Brevard   | 1Q2005 |             |             |            |              |          |          |                   |
|           | 2Q2005 |             |             |            |              |          |          |                   |
|           | 3Q2005 | 0           | 0           | 0          | 0            | 0        | 0        | 0                 |
|           | CY2005 | 0           | 0           | 0          | 0            | 0        | 0        | 0                 |
| Broward   | 1Q2005 |             |             |            |              |          |          |                   |
|           | 2Q2005 |             |             |            |              |          |          |                   |
|           | 3Q2005 | 0           | 0           | 0          | 0            | 0        | 0        | 0                 |
|           | CY2005 | 0           | 0           | 0          | 0            | 0        | 0        | 0                 |
| Calhoun   | 1Q2005 |             |             |            |              |          |          |                   |
|           | 2Q2005 |             |             |            |              |          |          |                   |
|           | 3Q2005 | 0           | 0           | 0          | 0            | 0        | 0        | 0                 |
|           | CY2005 | 0           | 0           | 0          | 0            | 0        | 0        | 0                 |
| Charlotte | 1Q2005 |             |             |            |              |          |          |                   |
|           | 2Q2005 |             |             |            |              |          |          |                   |
|           | 3Q2005 | 0           | 0           | 0          | 0            | 0        | 0        | 0                 |
|           | CY2005 | 0           | 0           | 0          | 0            | 0        | 0        | 0                 |
| Citrus    | 1Q2005 |             |             |            |              |          |          |                   |
|           | 2Q2005 |             |             |            |              |          |          |                   |
|           | 3Q2005 | 0           | 0           | 0          | 0            | 0        | 0        | 0                 |
|           | CY2005 | 0           | 0           | 0          | 0            | 0        | 0        | 0                 |
| Clay      | 1Q2005 |             |             |            |              |          |          |                   |
|           | 2Q2005 |             |             |            |              |          |          |                   |
|           | 3Q2005 | 0           | 0           | 0          | 0            | 0        | 0        | 0                 |
|           | CY2005 | 0           | 0           | 0          | 0            | 0        | 0        | 0                 |
| Collier   | 1Q2005 |             |             |            |              |          |          |                   |
|           | 2Q2005 |             |             |            |              |          |          |                   |
|           | 3Q2005 | 0           | 0           | 0          | 0            | 0        | 0        | 0                 |
|           | CY2005 | 0           | 0           | 0          | 0            | 0        | 0        | 0                 |
| Columbia  | 1Q2005 |             |             |            |              |          |          |                   |
|           | 2Q2005 |             |             |            |              |          |          |                   |
|           | 3Q2005 | 0           | 0           | 0          | 0            | 0        | 0        | 0                 |
|           | CY2005 | 0           | 0           | 0          | 0            | 0        | 0        | 0                 |

# Managed Care Enrollment by Company by Market Segment by County at Quarter End as of December 31, 2005

|           |        |   |   |   |   |   |   |   |   |
|-----------|--------|---|---|---|---|---|---|---|---|
| De Soto   | 1Q2005 |   |   |   |   |   |   |   |   |
|           | 2Q2005 |   |   |   |   |   |   |   |   |
|           | 3Q2005 | 0 | 0 | 0 | 0 | 0 | 0 | 0 | 0 |
|           | CY2005 | 0 | 0 | 0 | 0 | 0 | 0 | 0 | 0 |
| Dixie     | 1Q2005 |   |   |   |   |   |   |   |   |
|           | 2Q2005 |   |   |   |   |   |   |   |   |
|           | 3Q2005 | 0 | 0 | 0 | 0 | 0 | 0 | 0 | 0 |
|           | CY2005 | 0 | 0 | 0 | 0 | 0 | 0 | 0 | 0 |
| Duval     | 1Q2005 |   |   |   |   |   |   |   |   |
|           | 2Q2005 |   |   |   |   |   |   |   |   |
|           | 3Q2005 | 0 | 0 | 0 | 0 | 0 | 0 | 0 | 0 |
|           | CY2005 | 0 | 0 | 0 | 0 | 0 | 0 | 0 | 0 |
| Escambia  | 1Q2005 |   |   |   |   |   |   |   |   |
|           | 2Q2005 |   |   |   |   |   |   |   |   |
|           | 3Q2005 | 0 | 0 | 0 | 0 | 0 | 0 | 0 | 0 |
|           | CY2005 | 0 | 0 | 0 | 0 | 0 | 0 | 0 | 0 |
| Flagler   | 1Q2005 |   |   |   |   |   |   |   |   |
|           | 2Q2005 |   |   |   |   |   |   |   |   |
|           | 3Q2005 | 0 | 0 | 0 | 0 | 0 | 0 | 0 | 0 |
|           | CY2005 | 0 | 0 | 0 | 0 | 0 | 0 | 0 | 0 |
| Franklin  | 1Q2005 |   |   |   |   |   |   |   |   |
|           | 2Q2005 |   |   |   |   |   |   |   |   |
|           | 3Q2005 | 0 | 0 | 0 | 0 | 0 | 0 | 0 | 0 |
|           | CY2005 | 0 | 0 | 0 | 0 | 0 | 0 | 0 | 0 |
| Gadsden   | 1Q2005 |   |   |   |   |   |   |   |   |
|           | 2Q2005 |   |   |   |   |   |   |   |   |
|           | 3Q2005 | 0 | 0 | 0 | 0 | 0 | 0 | 0 | 0 |
|           | CY2005 | 0 | 0 | 0 | 0 | 0 | 0 | 0 | 0 |
| Gilchrist | 1Q2005 |   |   |   |   |   |   |   |   |
|           | 2Q2005 |   |   |   |   |   |   |   |   |
|           | 3Q2005 | 0 | 0 | 0 | 0 | 0 | 0 | 0 | 0 |
|           | CY2005 | 0 | 0 | 0 | 0 | 0 | 0 | 0 | 0 |
| Glades    | 1Q2005 |   |   |   |   |   |   |   |   |
|           | 2Q2005 |   |   |   |   |   |   |   |   |
|           | 3Q2005 | 0 | 0 | 0 | 0 | 0 | 0 | 0 | 0 |
|           | CY2005 | 0 | 0 | 0 | 0 | 0 | 0 | 0 | 0 |
| Gulf      | 1Q2005 |   |   |   |   |   |   |   |   |
|           | 2Q2005 |   |   |   |   |   |   |   |   |
|           | 3Q2005 | 0 | 0 | 0 | 0 | 0 | 0 | 0 | 0 |
|           | CY2005 | 0 | 0 | 0 | 0 | 0 | 0 | 0 | 0 |
| Hamilton  | 1Q2005 |   |   |   |   |   |   |   |   |
|           | 2Q2005 |   |   |   |   |   |   |   |   |
|           | 3Q2005 | 0 | 0 | 0 | 0 | 0 | 0 | 0 | 0 |
|           | CY2005 | 0 | 0 | 0 | 0 | 0 | 0 | 0 | 0 |
| Hardee    | 1Q2005 |   |   |   |   |   |   |   |   |
|           | 2Q2005 |   |   |   |   |   |   |   |   |
|           | 3Q2005 | 0 | 0 | 0 | 0 | 0 | 0 | 0 | 0 |
|           | CY2005 | 0 | 0 | 0 | 0 | 0 | 0 | 0 | 0 |
| Hendry    | 1Q2005 |   |   |   |   |   |   |   |   |
|           | 2Q2005 |   |   |   |   |   |   |   |   |
|           | 3Q2005 | 0 | 0 | 0 | 0 | 0 | 0 | 0 | 0 |
|           | CY2005 | 0 | 0 | 0 | 0 | 0 | 0 | 0 | 0 |

# Managed Care Enrollment by Company by Market Segment by County at Quarter End as of December 31, 2005

|              |        |   |   |   |   |   |   |   |   |
|--------------|--------|---|---|---|---|---|---|---|---|
| Hernando     | 1Q2005 |   |   |   |   |   |   |   |   |
|              | 2Q2005 |   |   |   |   |   |   |   |   |
|              | 3Q2005 | 0 | 0 | 0 | 0 | 0 | 0 | 0 | 0 |
|              | CY2005 | 0 | 0 | 0 | 0 | 0 | 0 | 0 | 0 |
|              | <hr/>  |   |   |   |   |   |   |   |   |
| Highlands    | 1Q2005 |   |   |   |   |   |   |   |   |
|              | 2Q2005 |   |   |   |   |   |   |   |   |
|              | 3Q2005 | 0 | 0 | 0 | 0 | 0 | 0 | 0 | 0 |
|              | CY2005 | 0 | 0 | 0 | 0 | 0 | 0 | 0 | 0 |
|              | <hr/>  |   |   |   |   |   |   |   |   |
| Hillsborough | 1Q2005 |   |   |   |   |   |   |   |   |
|              | 2Q2005 |   |   |   |   |   |   |   |   |
|              | 3Q2005 | 0 | 0 | 0 | 0 | 0 | 0 | 0 | 0 |
|              | CY2005 | 0 | 0 | 0 | 0 | 0 | 0 | 0 | 0 |
|              | <hr/>  |   |   |   |   |   |   |   |   |
| Holmes       | 1Q2005 |   |   |   |   |   |   |   |   |
|              | 2Q2005 |   |   |   |   |   |   |   |   |
|              | 3Q2005 | 0 | 0 | 0 | 0 | 0 | 0 | 0 | 0 |
|              | CY2005 | 0 | 0 | 0 | 0 | 0 | 0 | 0 | 0 |
|              | <hr/>  |   |   |   |   |   |   |   |   |
| Indian River | 1Q2005 |   |   |   |   |   |   |   |   |
|              | 2Q2005 |   |   |   |   |   |   |   |   |
|              | 3Q2005 | 0 | 0 | 0 | 0 | 0 | 0 | 0 | 0 |
|              | CY2005 | 0 | 0 | 0 | 0 | 0 | 0 | 0 | 0 |
|              | <hr/>  |   |   |   |   |   |   |   |   |
| Jackson      | 1Q2005 |   |   |   |   |   |   |   |   |
|              | 2Q2005 |   |   |   |   |   |   |   |   |
|              | 3Q2005 | 0 | 0 | 0 | 0 | 0 | 0 | 0 | 0 |
|              | CY2005 | 0 | 0 | 0 | 0 | 0 | 0 | 0 | 0 |
|              | <hr/>  |   |   |   |   |   |   |   |   |
| Jefferson    | 1Q2005 |   |   |   |   |   |   |   |   |
|              | 2Q2005 |   |   |   |   |   |   |   |   |
|              | 3Q2005 | 0 | 0 | 0 | 0 | 0 | 0 | 0 | 0 |
|              | CY2005 | 0 | 0 | 0 | 0 | 0 | 0 | 0 | 0 |
|              | <hr/>  |   |   |   |   |   |   |   |   |
| Lafayette    | 1Q2005 |   |   |   |   |   |   |   |   |
|              | 2Q2005 |   |   |   |   |   |   |   |   |
|              | 3Q2005 | 0 | 0 | 0 | 0 | 0 | 0 | 0 | 0 |
|              | CY2005 | 0 | 0 | 0 | 0 | 0 | 0 | 0 | 0 |
|              | <hr/>  |   |   |   |   |   |   |   |   |
| Lake         | 1Q2005 |   |   |   |   |   |   |   |   |
|              | 2Q2005 |   |   |   |   |   |   |   |   |
|              | 3Q2005 | 0 | 0 | 0 | 0 | 0 | 0 | 0 | 0 |
|              | CY2005 | 0 | 0 | 0 | 0 | 0 | 0 | 0 | 0 |
|              | <hr/>  |   |   |   |   |   |   |   |   |
| Lee          | 1Q2005 |   |   |   |   |   |   |   |   |
|              | 2Q2005 |   |   |   |   |   |   |   |   |
|              | 3Q2005 | 0 | 0 | 0 | 0 | 0 | 0 | 0 | 0 |
|              | CY2005 | 0 | 0 | 0 | 0 | 0 | 0 | 0 | 0 |
|              | <hr/>  |   |   |   |   |   |   |   |   |
| Leon         | 1Q2005 |   |   |   |   |   |   |   |   |
|              | 2Q2005 |   |   |   |   |   |   |   |   |
|              | 3Q2005 | 0 | 0 | 0 | 0 | 0 | 0 | 0 | 0 |
|              | CY2005 | 0 | 0 | 0 | 0 | 0 | 0 | 0 | 0 |
|              | <hr/>  |   |   |   |   |   |   |   |   |
| Levy         | 1Q2005 |   |   |   |   |   |   |   |   |
|              | 2Q2005 |   |   |   |   |   |   |   |   |
|              | 3Q2005 | 0 | 0 | 0 | 0 | 0 | 0 | 0 | 0 |
|              | CY2005 | 0 | 0 | 0 | 0 | 0 | 0 | 0 | 0 |
|              | <hr/>  |   |   |   |   |   |   |   |   |
| Liberty      | 1Q2005 |   |   |   |   |   |   |   |   |
|              | 2Q2005 |   |   |   |   |   |   |   |   |
|              | 3Q2005 | 0 | 0 | 0 | 0 | 0 | 0 | 0 | 0 |
|              | CY2005 | 0 | 0 | 0 | 0 | 0 | 0 | 0 | 0 |
|              | <hr/>  |   |   |   |   |   |   |   |   |

# Managed Care Enrollment by Company by Market Segment by County at Quarter End as of December 31, 2005

|            |        |   |   |   |   |   |   |   |   |
|------------|--------|---|---|---|---|---|---|---|---|
| Madison    | 1Q2005 |   |   |   |   |   |   |   |   |
|            | 2Q2005 |   |   |   |   |   |   |   |   |
|            | 3Q2005 | 0 | 0 | 0 | 0 | 0 | 0 | 0 | 0 |
|            | CY2005 | 0 | 0 | 0 | 0 | 0 | 0 | 0 | 0 |
| Manatee    | 1Q2005 |   |   |   |   |   |   |   |   |
|            | 2Q2005 |   |   |   |   |   |   |   |   |
|            | 3Q2005 | 0 | 0 | 0 | 0 | 0 | 0 | 0 | 0 |
|            | CY2005 | 0 | 0 | 0 | 0 | 0 | 0 | 0 | 0 |
| Marion     | 1Q2005 |   |   |   |   |   |   |   |   |
|            | 2Q2005 |   |   |   |   |   |   |   |   |
|            | 3Q2005 | 0 | 0 | 0 | 0 | 0 | 0 | 0 | 0 |
|            | CY2005 | 0 | 0 | 0 | 0 | 0 | 0 | 0 | 0 |
| Martin     | 1Q2005 |   |   |   |   |   |   |   |   |
|            | 2Q2005 |   |   |   |   |   |   |   |   |
|            | 3Q2005 | 0 | 0 | 0 | 0 | 0 | 0 | 0 | 0 |
|            | CY2005 | 0 | 0 | 0 | 0 | 0 | 0 | 0 | 0 |
| Miami-Dade | 1Q2005 |   |   |   |   |   |   |   |   |
|            | 2Q2005 |   |   |   |   |   |   |   |   |
|            | 3Q2005 | 0 | 0 | 0 | 0 | 0 | 0 | 0 | 0 |
|            | CY2005 | 0 | 0 | 0 | 0 | 0 | 0 | 0 | 0 |
| Monroe     | 1Q2005 |   |   |   |   |   |   |   |   |
|            | 2Q2005 |   |   |   |   |   |   |   |   |
|            | 3Q2005 | 0 | 0 | 0 | 0 | 0 | 0 | 0 | 0 |
|            | CY2005 | 0 | 0 | 0 | 0 | 0 | 0 | 0 | 0 |
| Nassau     | 1Q2005 |   |   |   |   |   |   |   |   |
|            | 2Q2005 |   |   |   |   |   |   |   |   |
|            | 3Q2005 | 0 | 0 | 0 | 0 | 0 | 0 | 0 | 0 |
|            | CY2005 | 0 | 0 | 0 | 0 | 0 | 0 | 0 | 0 |
| Okaloosa   | 1Q2005 |   |   |   |   |   |   |   |   |
|            | 2Q2005 |   |   |   |   |   |   |   |   |
|            | 3Q2005 | 0 | 0 | 0 | 0 | 0 | 0 | 0 | 0 |
|            | CY2005 | 0 | 0 | 0 | 0 | 0 | 0 | 0 | 0 |
| Okeechobee | 1Q2005 |   |   |   |   |   |   |   |   |
|            | 2Q2005 |   |   |   |   |   |   |   |   |
|            | 3Q2005 | 0 | 0 | 0 | 0 | 0 | 0 | 0 | 0 |
|            | CY2005 | 0 | 0 | 0 | 0 | 0 | 0 | 0 | 0 |
| Orange     | 1Q2005 |   |   |   |   |   |   |   |   |
|            | 2Q2005 |   |   |   |   |   |   |   |   |
|            | 3Q2005 | 0 | 0 | 0 | 0 | 0 | 0 | 0 | 0 |
|            | CY2005 | 0 | 0 | 0 | 0 | 0 | 0 | 0 | 0 |
| Osceola    | 1Q2005 |   |   |   |   |   |   |   |   |
|            | 2Q2005 |   |   |   |   |   |   |   |   |
|            | 3Q2005 | 0 | 0 | 0 | 0 | 0 | 0 | 0 | 0 |
|            | CY2005 | 0 | 0 | 0 | 0 | 0 | 0 | 0 | 0 |
| Other      | 1Q2005 |   |   |   |   |   |   |   |   |
|            | 2Q2005 |   |   |   |   |   |   |   |   |
|            | 3Q2005 | 0 | 0 | 0 | 0 | 0 | 0 | 0 | 0 |
|            | CY2005 | 0 | 0 | 0 | 0 | 0 | 0 | 0 | 0 |
| Palm Beach | 1Q2005 |   |   |   |   |   |   |   |   |
|            | 2Q2005 |   |   |   |   |   |   |   |   |
|            | 3Q2005 | 0 | 0 | 0 | 0 | 0 | 0 | 0 | 0 |
|            | CY2005 | 0 | 0 | 0 | 0 | 0 | 0 | 0 | 0 |

# Managed Care Enrollment by Company by Market Segment by County at Quarter End as of December 31, 2005

|            |        |   |   |   |   |   |   |   |   |
|------------|--------|---|---|---|---|---|---|---|---|
| Pasco      | 1Q2005 |   |   |   |   |   |   |   |   |
|            | 2Q2005 |   |   |   |   |   |   |   |   |
|            | 3Q2005 | 0 | 0 | 0 | 0 | 0 | 0 | 0 | 0 |
|            | CY2005 | 0 | 0 | 0 | 0 | 0 | 0 | 0 | 0 |
|            | <hr/>  |   |   |   |   |   |   |   |   |
| Pinellas   | 1Q2005 |   |   |   |   |   |   |   |   |
|            | 2Q2005 |   |   |   |   |   |   |   |   |
|            | 3Q2005 | 0 | 0 | 0 | 0 | 0 | 0 | 0 | 0 |
|            | CY2005 | 0 | 0 | 0 | 0 | 0 | 0 | 0 | 0 |
|            | <hr/>  |   |   |   |   |   |   |   |   |
| Polk       | 1Q2005 |   |   |   |   |   |   |   |   |
|            | 2Q2005 |   |   |   |   |   |   |   |   |
|            | 3Q2005 | 0 | 0 | 0 | 0 | 0 | 0 | 0 | 0 |
|            | CY2005 | 0 | 0 | 0 | 0 | 0 | 0 | 0 | 0 |
|            | <hr/>  |   |   |   |   |   |   |   |   |
| Putnam     | 1Q2005 |   |   |   |   |   |   |   |   |
|            | 2Q2005 |   |   |   |   |   |   |   |   |
|            | 3Q2005 | 0 | 0 | 0 | 0 | 0 | 0 | 0 | 0 |
|            | CY2005 | 0 | 0 | 0 | 0 | 0 | 0 | 0 | 0 |
|            | <hr/>  |   |   |   |   |   |   |   |   |
| Santa Rosa | 1Q2005 |   |   |   |   |   |   |   |   |
|            | 2Q2005 |   |   |   |   |   |   |   |   |
|            | 3Q2005 | 0 | 0 | 0 | 0 | 0 | 0 | 0 | 0 |
|            | CY2005 | 0 | 0 | 0 | 0 | 0 | 0 | 0 | 0 |
|            | <hr/>  |   |   |   |   |   |   |   |   |
| Sarasota   | 1Q2005 |   |   |   |   |   |   |   |   |
|            | 2Q2005 |   |   |   |   |   |   |   |   |
|            | 3Q2005 | 0 | 0 | 0 | 0 | 0 | 0 | 0 | 0 |
|            | CY2005 | 0 | 0 | 0 | 0 | 0 | 0 | 0 | 0 |
|            | <hr/>  |   |   |   |   |   |   |   |   |
| Seminole   | 1Q2005 |   |   |   |   |   |   |   |   |
|            | 2Q2005 |   |   |   |   |   |   |   |   |
|            | 3Q2005 | 0 | 0 | 0 | 0 | 0 | 0 | 0 | 0 |
|            | CY2005 | 0 | 0 | 0 | 0 | 0 | 0 | 0 | 0 |
|            | <hr/>  |   |   |   |   |   |   |   |   |
| St. Johns  | 1Q2005 |   |   |   |   |   |   |   |   |
|            | 2Q2005 |   |   |   |   |   |   |   |   |
|            | 3Q2005 | 0 | 0 | 0 | 0 | 0 | 0 | 0 | 0 |
|            | CY2005 | 0 | 0 | 0 | 0 | 0 | 0 | 0 | 0 |
|            | <hr/>  |   |   |   |   |   |   |   |   |
| St. Lucie  | 1Q2005 |   |   |   |   |   |   |   |   |
|            | 2Q2005 |   |   |   |   |   |   |   |   |
|            | 3Q2005 | 0 | 0 | 0 | 0 | 0 | 0 | 0 | 0 |
|            | CY2005 | 0 | 0 | 0 | 0 | 0 | 0 | 0 | 0 |
|            | <hr/>  |   |   |   |   |   |   |   |   |
| Sumter     | 1Q2005 |   |   |   |   |   |   |   |   |
|            | 2Q2005 |   |   |   |   |   |   |   |   |
|            | 3Q2005 | 0 | 0 | 0 | 0 | 0 | 0 | 0 | 0 |
|            | CY2005 | 0 | 0 | 0 | 0 | 0 | 0 | 0 | 0 |
|            | <hr/>  |   |   |   |   |   |   |   |   |
| Suwannee   | 1Q2005 |   |   |   |   |   |   |   |   |
|            | 2Q2005 |   |   |   |   |   |   |   |   |
|            | 3Q2005 | 0 | 0 | 0 | 0 | 0 | 0 | 0 | 0 |
|            | CY2005 | 0 | 0 | 0 | 0 | 0 | 0 | 0 | 0 |
|            | <hr/>  |   |   |   |   |   |   |   |   |
| Taylor     | 1Q2005 |   |   |   |   |   |   |   |   |
|            | 2Q2005 |   |   |   |   |   |   |   |   |
|            | 3Q2005 | 0 | 0 | 0 | 0 | 0 | 0 | 0 | 0 |
|            | CY2005 | 0 | 0 | 0 | 0 | 0 | 0 | 0 | 0 |
|            | <hr/>  |   |   |   |   |   |   |   |   |
| Union      | 1Q2005 |   |   |   |   |   |   |   |   |
|            | 2Q2005 |   |   |   |   |   |   |   |   |
|            | 3Q2005 | 0 | 0 | 0 | 0 | 0 | 0 | 0 | 0 |
|            | CY2005 | 0 | 0 | 0 | 0 | 0 | 0 | 0 | 0 |
|            | <hr/>  |   |   |   |   |   |   |   |   |

# Managed Care Enrollment by Company by Market Segment by County at Quarter End as of December 31, 2005

|            |        |   |   |   |   |   |   |   |   |
|------------|--------|---|---|---|---|---|---|---|---|
| Volusia    | 1Q2005 |   |   |   |   |   |   |   |   |
|            | 2Q2005 |   |   |   |   |   |   |   |   |
|            | 3Q2005 | 0 | 0 | 0 | 0 | 0 | 0 | 0 | 0 |
|            | CY2005 | 0 | 0 | 0 | 0 | 0 | 0 | 0 | 0 |
| Wakulla    | 1Q2005 |   |   |   |   |   |   |   |   |
|            | 2Q2005 |   |   |   |   |   |   |   |   |
|            | 3Q2005 | 0 | 0 | 0 | 0 | 0 | 0 | 0 | 0 |
|            | CY2005 | 0 | 0 | 0 | 0 | 0 | 0 | 0 | 0 |
| Walton     | 1Q2005 |   |   |   |   |   |   |   |   |
|            | 2Q2005 |   |   |   |   |   |   |   |   |
|            | 3Q2005 | 0 | 0 | 0 | 0 | 0 | 0 | 0 | 0 |
|            | CY2005 | 0 | 0 | 0 | 0 | 0 | 0 | 0 | 0 |
| Washington | 1Q2005 |   |   |   |   |   |   |   |   |
|            | 2Q2005 |   |   |   |   |   |   |   |   |
|            | 3Q2005 | 0 | 0 | 0 | 0 | 0 | 0 | 0 | 0 |
|            | CY2005 | 0 | 0 | 0 | 0 | 0 | 0 | 0 | 0 |

# Managed Care Enrollment by Company by Market Segment by County at Quarter End as of December 31, 2005

**SUNCOAST PHYSICIAN HEALTH PLAN, INC.**

NAIC Company Code

12291

|           |        | SMALL GROUP | LARGE GROUP | INDIVIDUAL | HEALTHY KIDS | MEDICAID | MEDICARE | FEDERAL EMPLOYEES |
|-----------|--------|-------------|-------------|------------|--------------|----------|----------|-------------------|
| Alachua   | 1Q2005 |             |             |            |              |          |          |                   |
|           | 2Q2005 |             |             |            |              |          |          |                   |
|           | 3Q2005 | 0           | 0           | 0          | 0            | 0        | 0        | 0                 |
|           | CY2005 | 0           | 0           | 0          | 0            | 0        | 0        | 0                 |
| Baker     | 1Q2005 |             |             |            |              |          |          |                   |
|           | 2Q2005 |             |             |            |              |          |          |                   |
|           | 3Q2005 | 0           | 0           | 0          | 0            | 0        | 0        | 0                 |
|           | CY2005 | 0           | 0           | 0          | 0            | 0        | 0        | 0                 |
| Bay       | 1Q2005 |             |             |            |              |          |          |                   |
|           | 2Q2005 |             |             |            |              |          |          |                   |
|           | 3Q2005 | 0           | 0           | 0          | 0            | 0        | 0        | 0                 |
|           | CY2005 | 0           | 0           | 0          | 0            | 0        | 0        | 0                 |
| Bradford  | 1Q2005 |             |             |            |              |          |          |                   |
|           | 2Q2005 |             |             |            |              |          |          |                   |
|           | 3Q2005 | 0           | 0           | 0          | 0            | 0        | 0        | 0                 |
|           | CY2005 | 0           | 0           | 0          | 0            | 0        | 0        | 0                 |
| Brevard   | 1Q2005 |             |             |            |              |          |          |                   |
|           | 2Q2005 |             |             |            |              |          |          |                   |
|           | 3Q2005 | 0           | 0           | 0          | 0            | 0        | 0        | 0                 |
|           | CY2005 | 0           | 0           | 0          | 0            | 0        | 0        | 0                 |
| Broward   | 1Q2005 |             |             |            |              |          |          |                   |
|           | 2Q2005 |             |             |            |              |          |          |                   |
|           | 3Q2005 | 0           | 0           | 0          | 0            | 0        | 0        | 0                 |
|           | CY2005 | 0           | 0           | 0          | 0            | 0        | 0        | 0                 |
| Calhoun   | 1Q2005 |             |             |            |              |          |          |                   |
|           | 2Q2005 |             |             |            |              |          |          |                   |
|           | 3Q2005 | 0           | 0           | 0          | 0            | 0        | 0        | 0                 |
|           | CY2005 | 0           | 0           | 0          | 0            | 0        | 0        | 0                 |
| Charlotte | 1Q2005 |             |             |            |              |          |          |                   |
|           | 2Q2005 |             |             |            |              |          |          |                   |
|           | 3Q2005 | 0           | 0           | 0          | 0            | 0        | 0        | 0                 |
|           | CY2005 | 0           | 0           | 0          | 0            | 0        | 0        | 0                 |
| Citrus    | 1Q2005 |             |             |            |              |          |          |                   |
|           | 2Q2005 |             |             |            |              |          |          |                   |
|           | 3Q2005 | 0           | 0           | 0          | 0            | 0        | 0        | 0                 |
|           | CY2005 | 0           | 0           | 0          | 0            | 0        | 0        | 0                 |
| Clay      | 1Q2005 |             |             |            |              |          |          |                   |
|           | 2Q2005 |             |             |            |              |          |          |                   |
|           | 3Q2005 | 0           | 0           | 0          | 0            | 0        | 0        | 0                 |
|           | CY2005 | 0           | 0           | 0          | 0            | 0        | 0        | 0                 |
| Collier   | 1Q2005 |             |             |            |              |          |          |                   |
|           | 2Q2005 |             |             |            |              |          |          |                   |
|           | 3Q2005 | 0           | 0           | 0          | 0            | 0        | 0        | 0                 |
|           | CY2005 | 0           | 0           | 0          | 0            | 0        | 0        | 0                 |
| Columbia  | 1Q2005 |             |             |            |              |          |          |                   |
|           | 2Q2005 |             |             |            |              |          |          |                   |
|           | 3Q2005 | 0           | 0           | 0          | 0            | 0        | 0        | 0                 |
|           | CY2005 | 0           | 0           | 0          | 0            | 0        | 0        | 0                 |

# Managed Care Enrollment by Company by Market Segment by County at Quarter End as of December 31, 2005

|           |        |   |   |   |   |   |   |   |   |
|-----------|--------|---|---|---|---|---|---|---|---|
| De Soto   | 1Q2005 |   |   |   |   |   |   |   |   |
|           | 2Q2005 |   |   |   |   |   |   |   |   |
|           | 3Q2005 | 0 | 0 | 0 | 0 | 0 | 0 | 0 | 0 |
|           | CY2005 | 0 | 0 | 0 | 0 | 0 | 0 | 0 | 0 |
|           | <hr/>  |   |   |   |   |   |   |   |   |
| Dixie     | 1Q2005 |   |   |   |   |   |   |   |   |
|           | 2Q2005 |   |   |   |   |   |   |   |   |
|           | 3Q2005 | 0 | 0 | 0 | 0 | 0 | 0 | 0 | 0 |
|           | CY2005 | 0 | 0 | 0 | 0 | 0 | 0 | 0 | 0 |
|           | <hr/>  |   |   |   |   |   |   |   |   |
| Duval     | 1Q2005 |   |   |   |   |   |   |   |   |
|           | 2Q2005 |   |   |   |   |   |   |   |   |
|           | 3Q2005 | 0 | 0 | 0 | 0 | 0 | 0 | 0 | 0 |
|           | CY2005 | 0 | 0 | 0 | 0 | 0 | 0 | 0 | 0 |
|           | <hr/>  |   |   |   |   |   |   |   |   |
| Escambia  | 1Q2005 |   |   |   |   |   |   |   |   |
|           | 2Q2005 |   |   |   |   |   |   |   |   |
|           | 3Q2005 | 0 | 0 | 0 | 0 | 0 | 0 | 0 | 0 |
|           | CY2005 | 0 | 0 | 0 | 0 | 0 | 0 | 0 | 0 |
|           | <hr/>  |   |   |   |   |   |   |   |   |
| Flagler   | 1Q2005 |   |   |   |   |   |   |   |   |
|           | 2Q2005 |   |   |   |   |   |   |   |   |
|           | 3Q2005 | 0 | 0 | 0 | 0 | 0 | 0 | 0 | 0 |
|           | CY2005 | 0 | 0 | 0 | 0 | 0 | 0 | 0 | 0 |
|           | <hr/>  |   |   |   |   |   |   |   |   |
| Franklin  | 1Q2005 |   |   |   |   |   |   |   |   |
|           | 2Q2005 |   |   |   |   |   |   |   |   |
|           | 3Q2005 | 0 | 0 | 0 | 0 | 0 | 0 | 0 | 0 |
|           | CY2005 | 0 | 0 | 0 | 0 | 0 | 0 | 0 | 0 |
|           | <hr/>  |   |   |   |   |   |   |   |   |
| Gadsden   | 1Q2005 |   |   |   |   |   |   |   |   |
|           | 2Q2005 |   |   |   |   |   |   |   |   |
|           | 3Q2005 | 0 | 0 | 0 | 0 | 0 | 0 | 0 | 0 |
|           | CY2005 | 0 | 0 | 0 | 0 | 0 | 0 | 0 | 0 |
|           | <hr/>  |   |   |   |   |   |   |   |   |
| Gilchrist | 1Q2005 |   |   |   |   |   |   |   |   |
|           | 2Q2005 |   |   |   |   |   |   |   |   |
|           | 3Q2005 | 0 | 0 | 0 | 0 | 0 | 0 | 0 | 0 |
|           | CY2005 | 0 | 0 | 0 | 0 | 0 | 0 | 0 | 0 |
|           | <hr/>  |   |   |   |   |   |   |   |   |
| Glades    | 1Q2005 |   |   |   |   |   |   |   |   |
|           | 2Q2005 |   |   |   |   |   |   |   |   |
|           | 3Q2005 | 0 | 0 | 0 | 0 | 0 | 0 | 0 | 0 |
|           | CY2005 | 0 | 0 | 0 | 0 | 0 | 0 | 0 | 0 |
|           | <hr/>  |   |   |   |   |   |   |   |   |
| Gulf      | 1Q2005 |   |   |   |   |   |   |   |   |
|           | 2Q2005 |   |   |   |   |   |   |   |   |
|           | 3Q2005 | 0 | 0 | 0 | 0 | 0 | 0 | 0 | 0 |
|           | CY2005 | 0 | 0 | 0 | 0 | 0 | 0 | 0 | 0 |
|           | <hr/>  |   |   |   |   |   |   |   |   |
| Hamilton  | 1Q2005 |   |   |   |   |   |   |   |   |
|           | 2Q2005 |   |   |   |   |   |   |   |   |
|           | 3Q2005 | 0 | 0 | 0 | 0 | 0 | 0 | 0 | 0 |
|           | CY2005 | 0 | 0 | 0 | 0 | 0 | 0 | 0 | 0 |
|           | <hr/>  |   |   |   |   |   |   |   |   |
| Hardee    | 1Q2005 |   |   |   |   |   |   |   |   |
|           | 2Q2005 |   |   |   |   |   |   |   |   |
|           | 3Q2005 | 0 | 0 | 0 | 0 | 0 | 0 | 0 | 0 |
|           | CY2005 | 0 | 0 | 0 | 0 | 0 | 0 | 0 | 0 |
|           | <hr/>  |   |   |   |   |   |   |   |   |
| Hendry    | 1Q2005 |   |   |   |   |   |   |   |   |
|           | 2Q2005 |   |   |   |   |   |   |   |   |
|           | 3Q2005 | 0 | 0 | 0 | 0 | 0 | 0 | 0 | 0 |
|           | CY2005 | 0 | 0 | 0 | 0 | 0 | 0 | 0 | 0 |
|           | <hr/>  |   |   |   |   |   |   |   |   |

# Managed Care Enrollment by Company by Market Segment by County at Quarter End as of December 31, 2005

|              |        |   |   |   |   |   |   |   |   |
|--------------|--------|---|---|---|---|---|---|---|---|
| Hernando     | 1Q2005 |   |   |   |   |   |   |   |   |
|              | 2Q2005 |   |   |   |   |   |   |   |   |
|              | 3Q2005 | 0 | 0 | 0 | 0 | 0 | 0 | 0 | 0 |
|              | CY2005 | 0 | 0 | 0 | 0 | 0 | 0 | 0 | 0 |
| Highlands    | 1Q2005 |   |   |   |   |   |   |   |   |
|              | 2Q2005 |   |   |   |   |   |   |   |   |
|              | 3Q2005 | 0 | 0 | 0 | 0 | 0 | 0 | 0 | 0 |
|              | CY2005 | 0 | 0 | 0 | 0 | 0 | 0 | 0 | 0 |
| Hillsborough | 1Q2005 |   |   |   |   |   |   |   |   |
|              | 2Q2005 |   |   |   |   |   |   |   |   |
|              | 3Q2005 | 0 | 0 | 0 | 0 | 0 | 0 | 0 | 0 |
|              | CY2005 | 0 | 0 | 0 | 0 | 0 | 0 | 0 | 0 |
| Holmes       | 1Q2005 |   |   |   |   |   |   |   |   |
|              | 2Q2005 |   |   |   |   |   |   |   |   |
|              | 3Q2005 | 0 | 0 | 0 | 0 | 0 | 0 | 0 | 0 |
|              | CY2005 | 0 | 0 | 0 | 0 | 0 | 0 | 0 | 0 |
| Indian River | 1Q2005 |   |   |   |   |   |   |   |   |
|              | 2Q2005 |   |   |   |   |   |   |   |   |
|              | 3Q2005 | 0 | 0 | 0 | 0 | 0 | 0 | 0 | 0 |
|              | CY2005 | 0 | 0 | 0 | 0 | 0 | 0 | 0 | 0 |
| Jackson      | 1Q2005 |   |   |   |   |   |   |   |   |
|              | 2Q2005 |   |   |   |   |   |   |   |   |
|              | 3Q2005 | 0 | 0 | 0 | 0 | 0 | 0 | 0 | 0 |
|              | CY2005 | 0 | 0 | 0 | 0 | 0 | 0 | 0 | 0 |
| Jefferson    | 1Q2005 |   |   |   |   |   |   |   |   |
|              | 2Q2005 |   |   |   |   |   |   |   |   |
|              | 3Q2005 | 0 | 0 | 0 | 0 | 0 | 0 | 0 | 0 |
|              | CY2005 | 0 | 0 | 0 | 0 | 0 | 0 | 0 | 0 |
| Lafayette    | 1Q2005 |   |   |   |   |   |   |   |   |
|              | 2Q2005 |   |   |   |   |   |   |   |   |
|              | 3Q2005 | 0 | 0 | 0 | 0 | 0 | 0 | 0 | 0 |
|              | CY2005 | 0 | 0 | 0 | 0 | 0 | 0 | 0 | 0 |
| Lake         | 1Q2005 |   |   |   |   |   |   |   |   |
|              | 2Q2005 |   |   |   |   |   |   |   |   |
|              | 3Q2005 | 0 | 0 | 0 | 0 | 0 | 0 | 0 | 0 |
|              | CY2005 | 0 | 0 | 0 | 0 | 0 | 0 | 0 | 0 |
| Lee          | 1Q2005 |   |   |   |   |   |   |   |   |
|              | 2Q2005 |   |   |   |   |   |   |   |   |
|              | 3Q2005 | 0 | 0 | 0 | 0 | 0 | 0 | 0 | 0 |
|              | CY2005 | 0 | 0 | 0 | 0 | 0 | 0 | 0 | 0 |
| Leon         | 1Q2005 |   |   |   |   |   |   |   |   |
|              | 2Q2005 |   |   |   |   |   |   |   |   |
|              | 3Q2005 | 0 | 0 | 0 | 0 | 0 | 0 | 0 | 0 |
|              | CY2005 | 0 | 0 | 0 | 0 | 0 | 0 | 0 | 0 |
| Levy         | 1Q2005 |   |   |   |   |   |   |   |   |
|              | 2Q2005 |   |   |   |   |   |   |   |   |
|              | 3Q2005 | 0 | 0 | 0 | 0 | 0 | 0 | 0 | 0 |
|              | CY2005 | 0 | 0 | 0 | 0 | 0 | 0 | 0 | 0 |
| Liberty      | 1Q2005 |   |   |   |   |   |   |   |   |
|              | 2Q2005 |   |   |   |   |   |   |   |   |
|              | 3Q2005 | 0 | 0 | 0 | 0 | 0 | 0 | 0 | 0 |
|              | CY2005 | 0 | 0 | 0 | 0 | 0 | 0 | 0 | 0 |

# Managed Care Enrollment by Company by Market Segment by County at Quarter End as of December 31, 2005

|            |        |   |   |   |   |   |   |   |   |
|------------|--------|---|---|---|---|---|---|---|---|
| Madison    | 1Q2005 |   |   |   |   |   |   |   |   |
|            | 2Q2005 |   |   |   |   |   |   |   |   |
|            | 3Q2005 | 0 | 0 | 0 | 0 | 0 | 0 | 0 | 0 |
|            | CY2005 | 0 | 0 | 0 | 0 | 0 | 0 | 0 | 0 |
| Manatee    | 1Q2005 |   |   |   |   |   |   |   |   |
|            | 2Q2005 |   |   |   |   |   |   |   |   |
|            | 3Q2005 | 0 | 0 | 0 | 0 | 0 | 0 | 0 | 0 |
|            | CY2005 | 0 | 0 | 0 | 0 | 0 | 0 | 0 | 0 |
| Marion     | 1Q2005 |   |   |   |   |   |   |   |   |
|            | 2Q2005 |   |   |   |   |   |   |   |   |
|            | 3Q2005 | 0 | 0 | 0 | 0 | 0 | 0 | 0 | 0 |
|            | CY2005 | 0 | 0 | 0 | 0 | 0 | 0 | 0 | 0 |
| Martin     | 1Q2005 |   |   |   |   |   |   |   |   |
|            | 2Q2005 |   |   |   |   |   |   |   |   |
|            | 3Q2005 | 0 | 0 | 0 | 0 | 0 | 0 | 0 | 0 |
|            | CY2005 | 0 | 0 | 0 | 0 | 0 | 0 | 0 | 0 |
| Miami-Dade | 1Q2005 |   |   |   |   |   |   |   |   |
|            | 2Q2005 |   |   |   |   |   |   |   |   |
|            | 3Q2005 | 0 | 0 | 0 | 0 | 0 | 0 | 0 | 0 |
|            | CY2005 | 0 | 0 | 0 | 0 | 0 | 0 | 0 | 0 |
| Monroe     | 1Q2005 |   |   |   |   |   |   |   |   |
|            | 2Q2005 |   |   |   |   |   |   |   |   |
|            | 3Q2005 | 0 | 0 | 0 | 0 | 0 | 0 | 0 | 0 |
|            | CY2005 | 0 | 0 | 0 | 0 | 0 | 0 | 0 | 0 |
| Nassau     | 1Q2005 |   |   |   |   |   |   |   |   |
|            | 2Q2005 |   |   |   |   |   |   |   |   |
|            | 3Q2005 | 0 | 0 | 0 | 0 | 0 | 0 | 0 | 0 |
|            | CY2005 | 0 | 0 | 0 | 0 | 0 | 0 | 0 | 0 |
| Okaloosa   | 1Q2005 |   |   |   |   |   |   |   |   |
|            | 2Q2005 |   |   |   |   |   |   |   |   |
|            | 3Q2005 | 0 | 0 | 0 | 0 | 0 | 0 | 0 | 0 |
|            | CY2005 | 0 | 0 | 0 | 0 | 0 | 0 | 0 | 0 |
| Okeechobee | 1Q2005 |   |   |   |   |   |   |   |   |
|            | 2Q2005 |   |   |   |   |   |   |   |   |
|            | 3Q2005 | 0 | 0 | 0 | 0 | 0 | 0 | 0 | 0 |
|            | CY2005 | 0 | 0 | 0 | 0 | 0 | 0 | 0 | 0 |
| Orange     | 1Q2005 |   |   |   |   |   |   |   |   |
|            | 2Q2005 |   |   |   |   |   |   |   |   |
|            | 3Q2005 | 0 | 0 | 0 | 0 | 0 | 0 | 0 | 0 |
|            | CY2005 | 0 | 0 | 0 | 0 | 0 | 0 | 0 | 0 |
| Osceola    | 1Q2005 |   |   |   |   |   |   |   |   |
|            | 2Q2005 |   |   |   |   |   |   |   |   |
|            | 3Q2005 | 0 | 0 | 0 | 0 | 0 | 0 | 0 | 0 |
|            | CY2005 | 0 | 0 | 0 | 0 | 0 | 0 | 0 | 0 |
| Other      | 1Q2005 |   |   |   |   |   |   |   |   |
|            | 2Q2005 |   |   |   |   |   |   |   |   |
|            | 3Q2005 | 0 | 0 | 0 | 0 | 0 | 0 | 0 | 0 |
|            | CY2005 | 0 | 0 | 0 | 0 | 0 | 0 | 0 | 0 |
| Palm Beach | 1Q2005 |   |   |   |   |   |   |   |   |
|            | 2Q2005 |   |   |   |   |   |   |   |   |
|            | 3Q2005 | 0 | 0 | 0 | 0 | 0 | 0 | 0 | 0 |
|            | CY2005 | 0 | 0 | 0 | 0 | 0 | 0 | 0 | 0 |

# Managed Care Enrollment by Company by Market Segment by County at Quarter End as of December 31, 2005

|            |        |   |   |   |   |   |   |   |   |
|------------|--------|---|---|---|---|---|---|---|---|
| Pasco      | 1Q2005 |   |   |   |   |   |   |   |   |
|            | 2Q2005 |   |   |   |   |   |   |   |   |
|            | 3Q2005 | 0 | 0 | 0 | 0 | 0 | 0 | 0 | 0 |
|            | CY2005 | 0 | 0 | 0 | 0 | 0 | 0 | 0 | 0 |
|            | <hr/>  |   |   |   |   |   |   |   |   |
| Pinellas   | 1Q2005 |   |   |   |   |   |   |   |   |
|            | 2Q2005 |   |   |   |   |   |   |   |   |
|            | 3Q2005 | 0 | 0 | 0 | 0 | 0 | 0 | 0 | 0 |
|            | CY2005 | 0 | 0 | 0 | 0 | 0 | 0 | 0 | 0 |
|            | <hr/>  |   |   |   |   |   |   |   |   |
| Polk       | 1Q2005 |   |   |   |   |   |   |   |   |
|            | 2Q2005 |   |   |   |   |   |   |   |   |
|            | 3Q2005 | 0 | 0 | 0 | 0 | 0 | 0 | 0 | 0 |
|            | CY2005 | 0 | 0 | 0 | 0 | 0 | 0 | 0 | 0 |
|            | <hr/>  |   |   |   |   |   |   |   |   |
| Putnam     | 1Q2005 |   |   |   |   |   |   |   |   |
|            | 2Q2005 |   |   |   |   |   |   |   |   |
|            | 3Q2005 | 0 | 0 | 0 | 0 | 0 | 0 | 0 | 0 |
|            | CY2005 | 0 | 0 | 0 | 0 | 0 | 0 | 0 | 0 |
|            | <hr/>  |   |   |   |   |   |   |   |   |
| Santa Rosa | 1Q2005 |   |   |   |   |   |   |   |   |
|            | 2Q2005 |   |   |   |   |   |   |   |   |
|            | 3Q2005 | 0 | 0 | 0 | 0 | 0 | 0 | 0 | 0 |
|            | CY2005 | 0 | 0 | 0 | 0 | 0 | 0 | 0 | 0 |
|            | <hr/>  |   |   |   |   |   |   |   |   |
| Sarasota   | 1Q2005 |   |   |   |   |   |   |   |   |
|            | 2Q2005 |   |   |   |   |   |   |   |   |
|            | 3Q2005 | 0 | 0 | 0 | 0 | 0 | 0 | 0 | 0 |
|            | CY2005 | 0 | 0 | 0 | 0 | 0 | 0 | 0 | 0 |
|            | <hr/>  |   |   |   |   |   |   |   |   |
| Seminole   | 1Q2005 |   |   |   |   |   |   |   |   |
|            | 2Q2005 |   |   |   |   |   |   |   |   |
|            | 3Q2005 | 0 | 0 | 0 | 0 | 0 | 0 | 0 | 0 |
|            | CY2005 | 0 | 0 | 0 | 0 | 0 | 0 | 0 | 0 |
|            | <hr/>  |   |   |   |   |   |   |   |   |
| St. Johns  | 1Q2005 |   |   |   |   |   |   |   |   |
|            | 2Q2005 |   |   |   |   |   |   |   |   |
|            | 3Q2005 | 0 | 0 | 0 | 0 | 0 | 0 | 0 | 0 |
|            | CY2005 | 0 | 0 | 0 | 0 | 0 | 0 | 0 | 0 |
|            | <hr/>  |   |   |   |   |   |   |   |   |
| St. Lucie  | 1Q2005 |   |   |   |   |   |   |   |   |
|            | 2Q2005 |   |   |   |   |   |   |   |   |
|            | 3Q2005 | 0 | 0 | 0 | 0 | 0 | 0 | 0 | 0 |
|            | CY2005 | 0 | 0 | 0 | 0 | 0 | 0 | 0 | 0 |
|            | <hr/>  |   |   |   |   |   |   |   |   |
| Sumter     | 1Q2005 |   |   |   |   |   |   |   |   |
|            | 2Q2005 |   |   |   |   |   |   |   |   |
|            | 3Q2005 | 0 | 0 | 0 | 0 | 0 | 0 | 0 | 0 |
|            | CY2005 | 0 | 0 | 0 | 0 | 0 | 0 | 0 | 0 |
|            | <hr/>  |   |   |   |   |   |   |   |   |
| Suwannee   | 1Q2005 |   |   |   |   |   |   |   |   |
|            | 2Q2005 |   |   |   |   |   |   |   |   |
|            | 3Q2005 | 0 | 0 | 0 | 0 | 0 | 0 | 0 | 0 |
|            | CY2005 | 0 | 0 | 0 | 0 | 0 | 0 | 0 | 0 |
|            | <hr/>  |   |   |   |   |   |   |   |   |
| Taylor     | 1Q2005 |   |   |   |   |   |   |   |   |
|            | 2Q2005 |   |   |   |   |   |   |   |   |
|            | 3Q2005 | 0 | 0 | 0 | 0 | 0 | 0 | 0 | 0 |
|            | CY2005 | 0 | 0 | 0 | 0 | 0 | 0 | 0 | 0 |
|            | <hr/>  |   |   |   |   |   |   |   |   |
| Union      | 1Q2005 |   |   |   |   |   |   |   |   |
|            | 2Q2005 |   |   |   |   |   |   |   |   |
|            | 3Q2005 | 0 | 0 | 0 | 0 | 0 | 0 | 0 | 0 |
|            | CY2005 | 0 | 0 | 0 | 0 | 0 | 0 | 0 | 0 |
|            | <hr/>  |   |   |   |   |   |   |   |   |

# Managed Care Enrollment by Company by Market Segment by County at Quarter End as of December 31, 2005

|            |        |   |   |   |   |   |   |   |   |
|------------|--------|---|---|---|---|---|---|---|---|
| Volusia    | 1Q2005 |   |   |   |   |   |   |   |   |
|            | 2Q2005 |   |   |   |   |   |   |   |   |
|            | 3Q2005 | 0 | 0 | 0 | 0 | 0 | 0 | 0 | 0 |
|            | CY2005 | 0 | 0 | 0 | 0 | 0 | 0 | 0 | 0 |
| Wakulla    | 1Q2005 |   |   |   |   |   |   |   |   |
|            | 2Q2005 |   |   |   |   |   |   |   |   |
|            | 3Q2005 | 0 | 0 | 0 | 0 | 0 | 0 | 0 | 0 |
|            | CY2005 | 0 | 0 | 0 | 0 | 0 | 0 | 0 | 0 |
| Walton     | 1Q2005 |   |   |   |   |   |   |   |   |
|            | 2Q2005 |   |   |   |   |   |   |   |   |
|            | 3Q2005 | 0 | 0 | 0 | 0 | 0 | 0 | 0 | 0 |
|            | CY2005 | 0 | 0 | 0 | 0 | 0 | 0 | 0 | 0 |
| Washington | 1Q2005 |   |   |   |   |   |   |   |   |
|            | 2Q2005 |   |   |   |   |   |   |   |   |
|            | 3Q2005 | 0 | 0 | 0 | 0 | 0 | 0 | 0 | 0 |
|            | CY2005 | 0 | 0 | 0 | 0 | 0 | 0 | 0 | 0 |

# Managed Care Enrollment by Company by Market Segment by County at Quarter End as of December 31, 2005

| THE PUBLIC HEALTH TRUST OF DADE COUNTY |        | NAIC Company Code |             |            |              |          |          | 95126             |
|--|--------|-------------------|-------------|------------|--------------|----------|----------|-------------------|
|  |        | SMALL GROUP       | LARGE GROUP | INDIVIDUAL | HEALTHY KIDS | MEDICAID | MEDICARE | FEDERAL EMPLOYEES |
| Alachua                                | 1Q2005 | 0                 | 0           | 0          | 0            | 0        | 0        | 0                 |
|  | 2Q2005 | 0                 | 0           | 0          | 0            | 0        | 0        | 0                 |
|  | 3Q2005 | 0                 | 0           | 0          | 0            | 0        | 0        | 0                 |
|  | CY2005 | 0                 | 0           | 0          | 0            | 0        | 0        | 0                 |
| Baker                                  | 1Q2005 | 0                 | 0           | 0          | 0            | 0        | 0        | 0                 |
|  | 2Q2005 | 0                 | 0           | 0          | 0            | 0        | 0        | 0                 |
|  | 3Q2005 | 0                 | 0           | 0          | 0            | 0        | 0        | 0                 |
|  | CY2005 | 0                 | 0           | 0          | 0            | 0        | 0        | 0                 |
| Bay                                    | 1Q2005 | 0                 | 0           | 0          | 0            | 0        | 0        | 0                 |
|  | 2Q2005 | 0                 | 0           | 0          | 0            | 0        | 0        | 0                 |
|  | 3Q2005 | 0                 | 0           | 0          | 0            | 0        | 0        | 0                 |
|  | CY2005 | 0                 | 0           | 0          | 0            | 0        | 0        | 0                 |
| Bradford                               | 1Q2005 | 0                 | 0           | 0          | 0            | 0        | 0        | 0                 |
|  | 2Q2005 | 0                 | 0           | 0          | 0            | 0        | 0        | 0                 |
|  | 3Q2005 | 0                 | 0           | 0          | 0            | 0        | 0        | 0                 |
|  | CY2005 | 0                 | 0           | 0          | 0            | 0        | 0        | 0                 |
| Brevard                                | 1Q2005 | 0                 | 0           | 0          | 0            | 0        | 0        | 0                 |
|  | 2Q2005 | 0                 | 0           | 0          | 0            | 0        | 0        | 0                 |
|  | 3Q2005 | 0                 | 0           | 0          | 0            | 0        | 0        | 0                 |
|  | CY2005 | 0                 | 0           | 0          | 0            | 0        | 0        | 0                 |
| Broward                                | 1Q2005 | 0                 | 0           | 0          | 0            | 0        | 0        | 0                 |
|  | 2Q2005 | 0                 | 0           | 0          | 0            | 0        | 0        | 0                 |
|  | 3Q2005 | 0                 | 0           | 0          | 0            | 0        | 0        | 0                 |
|  | CY2005 | 0                 | 0           | 0          | 0            | 0        | 0        | 0                 |
| Calhoun                                | 1Q2005 | 0                 | 0           | 0          | 0            | 0        | 0        | 0                 |
|  | 2Q2005 | 0                 | 0           | 0          | 0            | 0        | 0        | 0                 |
|  | 3Q2005 | 0                 | 0           | 0          | 0            | 0        | 0        | 0                 |
|  | CY2005 | 0                 | 0           | 0          | 0            | 0        | 0        | 0                 |
| Charlotte                              | 1Q2005 | 0                 | 0           | 0          | 0            | 0        | 0        | 0                 |
|  | 2Q2005 | 0                 | 0           | 0          | 0            | 0        | 0        | 0                 |
|  | 3Q2005 | 0                 | 0           | 0          | 0            | 0        | 0        | 0                 |
|  | CY2005 | 0                 | 0           | 0          | 0            | 0        | 0        | 0                 |
| Citrus                                 | 1Q2005 | 0                 | 0           | 0          | 0            | 0        | 0        | 0                 |
|  | 2Q2005 | 0                 | 0           | 0          | 0            | 0        | 0        | 0                 |
|  | 3Q2005 | 0                 | 0           | 0          | 0            | 0        | 0        | 0                 |
|  | CY2005 | 0                 | 0           | 0          | 0            | 0        | 0        | 0                 |
| Clay                                   | 1Q2005 | 0                 | 0           | 0          | 0            | 0        | 0        | 0                 |
|  | 2Q2005 | 0                 | 0           | 0          | 0            | 0        | 0        | 0                 |
|  | 3Q2005 | 0                 | 0           | 0          | 0            | 0        | 0        | 0                 |
|  | CY2005 | 0                 | 0           | 0          | 0            | 0        | 0        | 0                 |
| Collier                                | 1Q2005 | 0                 | 0           | 0          | 0            | 0        | 0        | 0                 |
|  | 2Q2005 | 0                 | 0           | 0          | 0            | 0        | 0        | 0                 |
|  | 3Q2005 | 0                 | 0           | 0          | 0            | 0        | 0        | 0                 |
|  | CY2005 | 0                 | 0           | 0          | 0            | 0        | 0        | 0                 |
| Columbia                               | 1Q2005 | 0                 | 0           | 0          | 0            | 0        | 0        | 0                 |
|  | 2Q2005 | 0                 | 0           | 0          | 0            | 0        | 0        | 0                 |
|  | 3Q2005 | 0                 | 0           | 0          | 0            | 0        | 0        | 0                 |
|  | CY2005 | 0                 | 0           | 0          | 0            | 0        | 0        | 0                 |

# Managed Care Enrollment by Company by Market Segment by County at Quarter End as of December 31, 2005

|           |        |   |   |   |   |   |   |   |
|-----------|--------|---|---|---|---|---|---|---|
| De Soto   | 1Q2005 | 0 | 0 | 0 | 0 | 0 | 0 | 0 |
|           | 2Q2005 | 0 | 0 | 0 | 0 | 0 | 0 | 0 |
|           | 3Q2005 | 0 | 0 | 0 | 0 | 0 | 0 | 0 |
|           | CY2005 | 0 | 0 | 0 | 0 | 0 | 0 | 0 |
| Dixie     | 1Q2005 | 0 | 0 | 0 | 0 | 0 | 0 | 0 |
|           | 2Q2005 | 0 | 0 | 0 | 0 | 0 | 0 | 0 |
|           | 3Q2005 | 0 | 0 | 0 | 0 | 0 | 0 | 0 |
|           | CY2005 | 0 | 0 | 0 | 0 | 0 | 0 | 0 |
| Duval     | 1Q2005 | 0 | 0 | 0 | 0 | 0 | 0 | 0 |
|           | 2Q2005 | 0 | 0 | 0 | 0 | 0 | 0 | 0 |
|           | 3Q2005 | 0 | 0 | 0 | 0 | 0 | 0 | 0 |
|           | CY2005 | 0 | 0 | 0 | 0 | 0 | 0 | 0 |
| Escambia  | 1Q2005 | 0 | 0 | 0 | 0 | 0 | 0 | 0 |
|           | 2Q2005 | 0 | 0 | 0 | 0 | 0 | 0 | 0 |
|           | 3Q2005 | 0 | 0 | 0 | 0 | 0 | 0 | 0 |
|           | CY2005 | 0 | 0 | 0 | 0 | 0 | 0 | 0 |
| Flagler   | 1Q2005 | 0 | 0 | 0 | 0 | 0 | 0 | 0 |
|           | 2Q2005 | 0 | 0 | 0 | 0 | 0 | 0 | 0 |
|           | 3Q2005 | 0 | 0 | 0 | 0 | 0 | 0 | 0 |
|           | CY2005 | 0 | 0 | 0 | 0 | 0 | 0 | 0 |
| Franklin  | 1Q2005 | 0 | 0 | 0 | 0 | 0 | 0 | 0 |
|           | 2Q2005 | 0 | 0 | 0 | 0 | 0 | 0 | 0 |
|           | 3Q2005 | 0 | 0 | 0 | 0 | 0 | 0 | 0 |
|           | CY2005 | 0 | 0 | 0 | 0 | 0 | 0 | 0 |
| Gadsden   | 1Q2005 | 0 | 0 | 0 | 0 | 0 | 0 | 0 |
|           | 2Q2005 | 0 | 0 | 0 | 0 | 0 | 0 | 0 |
|           | 3Q2005 | 0 | 0 | 0 | 0 | 0 | 0 | 0 |
|           | CY2005 | 0 | 0 | 0 | 0 | 0 | 0 | 0 |
| Gilchrist | 1Q2005 | 0 | 0 | 0 | 0 | 0 | 0 | 0 |
|           | 2Q2005 | 0 | 0 | 0 | 0 | 0 | 0 | 0 |
|           | 3Q2005 | 0 | 0 | 0 | 0 | 0 | 0 | 0 |
|           | CY2005 | 0 | 0 | 0 | 0 | 0 | 0 | 0 |
| Glades    | 1Q2005 | 0 | 0 | 0 | 0 | 0 | 0 | 0 |
|           | 2Q2005 | 0 | 0 | 0 | 0 | 0 | 0 | 0 |
|           | 3Q2005 | 0 | 0 | 0 | 0 | 0 | 0 | 0 |
|           | CY2005 | 0 | 0 | 0 | 0 | 0 | 0 | 0 |
| Gulf      | 1Q2005 | 0 | 0 | 0 | 0 | 0 | 0 | 0 |
|           | 2Q2005 | 0 | 0 | 0 | 0 | 0 | 0 | 0 |
|           | 3Q2005 | 0 | 0 | 0 | 0 | 0 | 0 | 0 |
|           | CY2005 | 0 | 0 | 0 | 0 | 0 | 0 | 0 |
| Hamilton  | 1Q2005 | 0 | 0 | 0 | 0 | 0 | 0 | 0 |
|           | 2Q2005 | 0 | 0 | 0 | 0 | 0 | 0 | 0 |
|           | 3Q2005 | 0 | 0 | 0 | 0 | 0 | 0 | 0 |
|           | CY2005 | 0 | 0 | 0 | 0 | 0 | 0 | 0 |
| Hardee    | 1Q2005 | 0 | 0 | 0 | 0 | 0 | 0 | 0 |
|           | 2Q2005 | 0 | 0 | 0 | 0 | 0 | 0 | 0 |
|           | 3Q2005 | 0 | 0 | 0 | 0 | 0 | 0 | 0 |
|           | CY2005 | 0 | 0 | 0 | 0 | 0 | 0 | 0 |
| Hendry    | 1Q2005 | 0 | 0 | 0 | 0 | 0 | 0 | 0 |
|           | 2Q2005 | 0 | 0 | 0 | 0 | 0 | 0 | 0 |
|           | 3Q2005 | 0 | 0 | 0 | 0 | 0 | 0 | 0 |
|           | CY2005 | 0 | 0 | 0 | 0 | 0 | 0 | 0 |

# Managed Care Enrollment by Company by Market Segment by County at Quarter End as of December 31, 2005

|              |        |   |   |   |   |   |   |   |
|--------------|--------|---|---|---|---|---|---|---|
| Hernando     | 1Q2005 | 0 | 0 | 0 | 0 | 0 | 0 | 0 |
|              | 2Q2005 | 0 | 0 | 0 | 0 | 0 | 0 | 0 |
|              | 3Q2005 | 0 | 0 | 0 | 0 | 0 | 0 | 0 |
|              | CY2005 | 0 | 0 | 0 | 0 | 0 | 0 | 0 |
| Highlands    | 1Q2005 | 0 | 0 | 0 | 0 | 0 | 0 | 0 |
|              | 2Q2005 | 0 | 0 | 0 | 0 | 0 | 0 | 0 |
|              | 3Q2005 | 0 | 0 | 0 | 0 | 0 | 0 | 0 |
|              | CY2005 | 0 | 0 | 0 | 0 | 0 | 0 | 0 |
| Hillsborough | 1Q2005 | 0 | 0 | 0 | 0 | 0 | 0 | 0 |
|              | 2Q2005 | 0 | 0 | 0 | 0 | 0 | 0 | 0 |
|              | 3Q2005 | 0 | 0 | 0 | 0 | 0 | 0 | 0 |
|              | CY2005 | 0 | 0 | 0 | 0 | 0 | 0 | 0 |
| Holmes       | 1Q2005 | 0 | 0 | 0 | 0 | 0 | 0 | 0 |
|              | 2Q2005 | 0 | 0 | 0 | 0 | 0 | 0 | 0 |
|              | 3Q2005 | 0 | 0 | 0 | 0 | 0 | 0 | 0 |
|              | CY2005 | 0 | 0 | 0 | 0 | 0 | 0 | 0 |
| Indian River | 1Q2005 | 0 | 0 | 0 | 0 | 0 | 0 | 0 |
|              | 2Q2005 | 0 | 0 | 0 | 0 | 0 | 0 | 0 |
|              | 3Q2005 | 0 | 0 | 0 | 0 | 0 | 0 | 0 |
|              | CY2005 | 0 | 0 | 0 | 0 | 0 | 0 | 0 |
| Jackson      | 1Q2005 | 0 | 0 | 0 | 0 | 0 | 0 | 0 |
|              | 2Q2005 | 0 | 0 | 0 | 0 | 0 | 0 | 0 |
|              | 3Q2005 | 0 | 0 | 0 | 0 | 0 | 0 | 0 |
|              | CY2005 | 0 | 0 | 0 | 0 | 0 | 0 | 0 |
| Jefferson    | 1Q2005 | 0 | 0 | 0 | 0 | 0 | 0 | 0 |
|              | 2Q2005 | 0 | 0 | 0 | 0 | 0 | 0 | 0 |
|              | 3Q2005 | 0 | 0 | 0 | 0 | 0 | 0 | 0 |
|              | CY2005 | 0 | 0 | 0 | 0 | 0 | 0 | 0 |
| Lafayette    | 1Q2005 | 0 | 0 | 0 | 0 | 0 | 0 | 0 |
|              | 2Q2005 | 0 | 0 | 0 | 0 | 0 | 0 | 0 |
|              | 3Q2005 | 0 | 0 | 0 | 0 | 0 | 0 | 0 |
|              | CY2005 | 0 | 0 | 0 | 0 | 0 | 0 | 0 |
| Lake         | 1Q2005 | 0 | 0 | 0 | 0 | 0 | 0 | 0 |
|              | 2Q2005 | 0 | 0 | 0 | 0 | 0 | 0 | 0 |
|              | 3Q2005 | 0 | 0 | 0 | 0 | 0 | 0 | 0 |
|              | CY2005 | 0 | 0 | 0 | 0 | 0 | 0 | 0 |
| Lee          | 1Q2005 | 0 | 0 | 0 | 0 | 0 | 0 | 0 |
|              | 2Q2005 | 0 | 0 | 0 | 0 | 0 | 0 | 0 |
|              | 3Q2005 | 0 | 0 | 0 | 0 | 0 | 0 | 0 |
|              | CY2005 | 0 | 0 | 0 | 0 | 0 | 0 | 0 |
| Leon         | 1Q2005 | 0 | 0 | 0 | 0 | 0 | 0 | 0 |
|              | 2Q2005 | 0 | 0 | 0 | 0 | 0 | 0 | 0 |
|              | 3Q2005 | 0 | 0 | 0 | 0 | 0 | 0 | 0 |
|              | CY2005 | 0 | 0 | 0 | 0 | 0 | 0 | 0 |
| Levy         | 1Q2005 | 0 | 0 | 0 | 0 | 0 | 0 | 0 |
|              | 2Q2005 | 0 | 0 | 0 | 0 | 0 | 0 | 0 |
|              | 3Q2005 | 0 | 0 | 0 | 0 | 0 | 0 | 0 |
|              | CY2005 | 0 | 0 | 0 | 0 | 0 | 0 | 0 |
| Liberty      | 1Q2005 | 0 | 0 | 0 | 0 | 0 | 0 | 0 |
|              | 2Q2005 | 0 | 0 | 0 | 0 | 0 | 0 | 0 |
|              | 3Q2005 | 0 | 0 | 0 | 0 | 0 | 0 | 0 |
|              | CY2005 | 0 | 0 | 0 | 0 | 0 | 0 | 0 |

# Managed Care Enrollment by Company by Market Segment by County at Quarter End as of December 31, 2005

|            |        |    |        |    |   |        |   |   |
|------------|--------|----|--------|----|---|--------|---|---|
| Madison    | 1Q2005 | 0  | 0      | 0  | 0 | 0      | 0 | 0 |
|            | 2Q2005 | 0  | 0      | 0  | 0 | 0      | 0 | 0 |
|            | 3Q2005 | 0  | 0      | 0  | 0 | 0      | 0 | 0 |
|            | CY2005 | 0  | 0      | 0  | 0 | 0      | 0 | 0 |
| Manatee    | 1Q2005 | 0  | 0      | 0  | 0 | 0      | 0 | 0 |
|            | 2Q2005 | 0  | 0      | 0  | 0 | 0      | 0 | 0 |
|            | 3Q2005 | 0  | 0      | 0  | 0 | 0      | 0 | 0 |
|            | CY2005 | 0  | 0      | 0  | 0 | 0      | 0 | 0 |
| Marion     | 1Q2005 | 0  | 0      | 0  | 0 | 0      | 0 | 0 |
|            | 2Q2005 | 0  | 0      | 0  | 0 | 0      | 0 | 0 |
|            | 3Q2005 | 0  | 0      | 0  | 0 | 0      | 0 | 0 |
|            | CY2005 | 0  | 0      | 0  | 0 | 0      | 0 | 0 |
| Martin     | 1Q2005 | 0  | 0      | 0  | 0 | 0      | 0 | 0 |
|            | 2Q2005 | 0  | 0      | 0  | 0 | 0      | 0 | 0 |
|            | 3Q2005 | 0  | 0      | 0  | 0 | 0      | 0 | 0 |
|            | CY2005 | 0  | 0      | 0  | 0 | 0      | 0 | 0 |
| Miami-Dade | 1Q2005 | 87 | 12,122 | 63 | 0 | 14,126 | 0 | 0 |
|            | 2Q2005 | 14 | 11,836 | 65 | 0 | 14,314 | 0 | 0 |
|            | 3Q2005 | 0  | 11,774 | 49 | 0 | 14,442 | 0 | 0 |
|            | CY2005 | 0  | 11,841 | 0  | 0 | 14,795 | 0 | 0 |
| Monroe     | 1Q2005 | 0  | 0      | 0  | 0 | 0      | 0 | 0 |
|            | 2Q2005 | 0  | 0      | 0  | 0 | 0      | 0 | 0 |
|            | 3Q2005 | 0  | 0      | 0  | 0 | 0      | 0 | 0 |
|            | CY2005 | 0  | 0      | 0  | 0 | 0      | 0 | 0 |
| Nassau     | 1Q2005 | 0  | 0      | 0  | 0 | 0      | 0 | 0 |
|            | 2Q2005 | 0  | 0      | 0  | 0 | 0      | 0 | 0 |
|            | 3Q2005 | 0  | 0      | 0  | 0 | 0      | 0 | 0 |
|            | CY2005 | 0  | 0      | 0  | 0 | 0      | 0 | 0 |
| Okaloosa   | 1Q2005 | 0  | 0      | 0  | 0 | 0      | 0 | 0 |
|            | 2Q2005 | 0  | 0      | 0  | 0 | 0      | 0 | 0 |
|            | 3Q2005 | 0  | 0      | 0  | 0 | 0      | 0 | 0 |
|            | CY2005 | 0  | 0      | 0  | 0 | 0      | 0 | 0 |
| Okeechobee | 1Q2005 | 0  | 0      | 0  | 0 | 0      | 0 | 0 |
|            | 2Q2005 | 0  | 0      | 0  | 0 | 0      | 0 | 0 |
|            | 3Q2005 | 0  | 0      | 0  | 0 | 0      | 0 | 0 |
|            | CY2005 | 0  | 0      | 0  | 0 | 0      | 0 | 0 |
| Orange     | 1Q2005 | 0  | 0      | 0  | 0 | 0      | 0 | 0 |
|            | 2Q2005 | 0  | 0      | 0  | 0 | 0      | 0 | 0 |
|            | 3Q2005 | 0  | 0      | 0  | 0 | 0      | 0 | 0 |
|            | CY2005 | 0  | 0      | 0  | 0 | 0      | 0 | 0 |
| Osceola    | 1Q2005 | 0  | 0      | 0  | 0 | 0      | 0 | 0 |
|            | 2Q2005 | 0  | 0      | 0  | 0 | 0      | 0 | 0 |
|            | 3Q2005 | 0  | 0      | 0  | 0 | 0      | 0 | 0 |
|            | CY2005 | 0  | 0      | 0  | 0 | 0      | 0 | 0 |
| Other      | 1Q2005 | 0  | 0      | 0  | 0 | 0      | 0 | 0 |
|            | 2Q2005 | 0  | 0      | 0  | 0 | 0      | 0 | 0 |
|            | 3Q2005 | 0  | 0      | 0  | 0 | 0      | 0 | 0 |
|            | CY2005 | 0  | 0      | 0  | 0 | 0      | 0 | 0 |
| Palm Beach | 1Q2005 | 0  | 0      | 0  | 0 | 0      | 0 | 0 |
|            | 2Q2005 | 0  | 0      | 0  | 0 | 0      | 0 | 0 |
|            | 3Q2005 | 0  | 0      | 0  | 0 | 0      | 0 | 0 |
|            | CY2005 | 0  | 0      | 0  | 0 | 0      | 0 | 0 |

# Managed Care Enrollment by Company by Market Segment by County at Quarter End as of December 31, 2005

|            |        |   |   |   |   |   |   |   |
|------------|--------|---|---|---|---|---|---|---|
| Pasco      | 1Q2005 | 0 | 0 | 0 | 0 | 0 | 0 | 0 |
|            | 2Q2005 | 0 | 0 | 0 | 0 | 0 | 0 | 0 |
|            | 3Q2005 | 0 | 0 | 0 | 0 | 0 | 0 | 0 |
|            | CY2005 | 0 | 0 | 0 | 0 | 0 | 0 | 0 |
| Pinellas   | 1Q2005 | 0 | 0 | 0 | 0 | 0 | 0 | 0 |
|            | 2Q2005 | 0 | 0 | 0 | 0 | 0 | 0 | 0 |
|            | 3Q2005 | 0 | 0 | 0 | 0 | 0 | 0 | 0 |
|            | CY2005 | 0 | 0 | 0 | 0 | 0 | 0 | 0 |
| Polk       | 1Q2005 | 0 | 0 | 0 | 0 | 0 | 0 | 0 |
|            | 2Q2005 | 0 | 0 | 0 | 0 | 0 | 0 | 0 |
|            | 3Q2005 | 0 | 0 | 0 | 0 | 0 | 0 | 0 |
|            | CY2005 | 0 | 0 | 0 | 0 | 0 | 0 | 0 |
| Putnam     | 1Q2005 | 0 | 0 | 0 | 0 | 0 | 0 | 0 |
|            | 2Q2005 | 0 | 0 | 0 | 0 | 0 | 0 | 0 |
|            | 3Q2005 | 0 | 0 | 0 | 0 | 0 | 0 | 0 |
|            | CY2005 | 0 | 0 | 0 | 0 | 0 | 0 | 0 |
| Santa Rosa | 1Q2005 | 0 | 0 | 0 | 0 | 0 | 0 | 0 |
|            | 2Q2005 | 0 | 0 | 0 | 0 | 0 | 0 | 0 |
|            | 3Q2005 | 0 | 0 | 0 | 0 | 0 | 0 | 0 |
|            | CY2005 | 0 | 0 | 0 | 0 | 0 | 0 | 0 |
| Sarasota   | 1Q2005 | 0 | 0 | 0 | 0 | 0 | 0 | 0 |
|            | 2Q2005 | 0 | 0 | 0 | 0 | 0 | 0 | 0 |
|            | 3Q2005 | 0 | 0 | 0 | 0 | 0 | 0 | 0 |
|            | CY2005 | 0 | 0 | 0 | 0 | 0 | 0 | 0 |
| Seminole   | 1Q2005 | 0 | 0 | 0 | 0 | 0 | 0 | 0 |
|            | 2Q2005 | 0 | 0 | 0 | 0 | 0 | 0 | 0 |
|            | 3Q2005 | 0 | 0 | 0 | 0 | 0 | 0 | 0 |
|            | CY2005 | 0 | 0 | 0 | 0 | 0 | 0 | 0 |
| St. Johns  | 1Q2005 | 0 | 0 | 0 | 0 | 0 | 0 | 0 |
|            | 2Q2005 | 0 | 0 | 0 | 0 | 0 | 0 | 0 |
|            | 3Q2005 | 0 | 0 | 0 | 0 | 0 | 0 | 0 |
|            | CY2005 | 0 | 0 | 0 | 0 | 0 | 0 | 0 |
| St. Lucie  | 1Q2005 | 0 | 0 | 0 | 0 | 0 | 0 | 0 |
|            | 2Q2005 | 0 | 0 | 0 | 0 | 0 | 0 | 0 |
|            | 3Q2005 | 0 | 0 | 0 | 0 | 0 | 0 | 0 |
|            | CY2005 | 0 | 0 | 0 | 0 | 0 | 0 | 0 |
| Sumter     | 1Q2005 | 0 | 0 | 0 | 0 | 0 | 0 | 0 |
|            | 2Q2005 | 0 | 0 | 0 | 0 | 0 | 0 | 0 |
|            | 3Q2005 | 0 | 0 | 0 | 0 | 0 | 0 | 0 |
|            | CY2005 | 0 | 0 | 0 | 0 | 0 | 0 | 0 |
| Suwannee   | 1Q2005 | 0 | 0 | 0 | 0 | 0 | 0 | 0 |
|            | 2Q2005 | 0 | 0 | 0 | 0 | 0 | 0 | 0 |
|            | 3Q2005 | 0 | 0 | 0 | 0 | 0 | 0 | 0 |
|            | CY2005 | 0 | 0 | 0 | 0 | 0 | 0 | 0 |
| Taylor     | 1Q2005 | 0 | 0 | 0 | 0 | 0 | 0 | 0 |
|            | 2Q2005 | 0 | 0 | 0 | 0 | 0 | 0 | 0 |
|            | 3Q2005 | 0 | 0 | 0 | 0 | 0 | 0 | 0 |
|            | CY2005 | 0 | 0 | 0 | 0 | 0 | 0 | 0 |
| Union      | 1Q2005 | 0 | 0 | 0 | 0 | 0 | 0 | 0 |
|            | 2Q2005 | 0 | 0 | 0 | 0 | 0 | 0 | 0 |
|            | 3Q2005 | 0 | 0 | 0 | 0 | 0 | 0 | 0 |
|            | CY2005 | 0 | 0 | 0 | 0 | 0 | 0 | 0 |

# Managed Care Enrollment by Company by Market Segment by County at Quarter End as of December 31, 2005

|            |        |   |   |   |   |   |   |   |
|------------|--------|---|---|---|---|---|---|---|
| Volusia    | 1Q2005 | 0 | 0 | 0 | 0 | 0 | 0 | 0 |
|            | 2Q2005 | 0 | 0 | 0 | 0 | 0 | 0 | 0 |
|            | 3Q2005 | 0 | 0 | 0 | 0 | 0 | 0 | 0 |
|            | CY2005 | 0 | 0 | 0 | 0 | 0 | 0 | 0 |
| Wakulla    | 1Q2005 | 0 | 0 | 0 | 0 | 0 | 0 | 0 |
|            | 2Q2005 | 0 | 0 | 0 | 0 | 0 | 0 | 0 |
|            | 3Q2005 | 0 | 0 | 0 | 0 | 0 | 0 | 0 |
|            | CY2005 | 0 | 0 | 0 | 0 | 0 | 0 | 0 |
| Walton     | 1Q2005 | 0 | 0 | 0 | 0 | 0 | 0 | 0 |
|            | 2Q2005 | 0 | 0 | 0 | 0 | 0 | 0 | 0 |
|            | 3Q2005 | 0 | 0 | 0 | 0 | 0 | 0 | 0 |
|            | CY2005 | 0 | 0 | 0 | 0 | 0 | 0 | 0 |
| Washington | 1Q2005 | 0 | 0 | 0 | 0 | 0 | 0 | 0 |
|            | 2Q2005 | 0 | 0 | 0 | 0 | 0 | 0 | 0 |
|            | 3Q2005 | 0 | 0 | 0 | 0 | 0 | 0 | 0 |
|            | CY2005 | 0 | 0 | 0 | 0 | 0 | 0 | 0 |

# Managed Care Enrollment by Company by Market Segment by County at Quarter End as of December 31, 2005

**TOTAL HEALTH CHOICE, INC.**

NAIC Company Code

95134

|           |        | SMALL GROUP | LARGE GROUP | INDIVIDUAL | HEALTHY KIDS | MEDICAID | MEDICARE | FEDERAL EMPLOYEES |
|-----------|--------|-------------|-------------|------------|--------------|----------|----------|-------------------|
| Alachua   | 1Q2005 | 0           | 0           | 0          | 0            | 0        | 0        | 0                 |
|           | 2Q2005 | 0           | 0           | 0          | 0            | 0        | 0        | 0                 |
|           | 3Q2005 | 0           | 0           | 0          | 0            | 0        | 0        | 0                 |
|           | CY2005 | 0           | 0           | 0          | 0            | 0        | 0        | 0                 |
| Baker     | 1Q2005 | 0           | 0           | 0          | 0            | 0        | 0        | 0                 |
|           | 2Q2005 | 0           | 0           | 0          | 0            | 0        | 0        | 0                 |
|           | 3Q2005 | 0           | 0           | 0          | 0            | 0        | 0        | 0                 |
|           | CY2005 | 0           | 0           | 0          | 0            | 0        | 0        | 0                 |
| Bay       | 1Q2005 | 0           | 0           | 0          | 0            | 0        | 0        | 0                 |
|           | 2Q2005 | 0           | 0           | 0          | 0            | 0        | 0        | 0                 |
|           | 3Q2005 | 0           | 0           | 0          | 0            | 0        | 0        | 0                 |
|           | CY2005 | 0           | 0           | 0          | 0            | 0        | 0        | 0                 |
| Bradford  | 1Q2005 | 0           | 0           | 0          | 0            | 0        | 0        | 0                 |
|           | 2Q2005 | 0           | 0           | 0          | 0            | 0        | 0        | 0                 |
|           | 3Q2005 | 0           | 0           | 0          | 0            | 0        | 0        | 0                 |
|           | CY2005 | 0           | 0           | 0          | 0            | 0        | 0        | 0                 |
| Brevard   | 1Q2005 | 0           | 0           | 0          | 0            | 0        | 0        | 0                 |
|           | 2Q2005 | 0           | 0           | 0          | 0            | 0        | 0        | 0                 |
|           | 3Q2005 | 0           | 0           | 0          | 0            | 0        | 0        | 0                 |
|           | CY2005 | 0           | 0           | 0          | 0            | 0        | 0        | 0                 |
| Broward   | 1Q2005 | 751         | 346         | 3,754      | 0            | 0        | 0        | 193               |
|           | 2Q2005 | 617         | 479         | 3,654      | 0            | 0        | 0        | 109               |
|           | 3Q2005 | 569         | 319         | 3,594      | 0            | 0        | 0        | 0                 |
|           | CY2005 | 473         | 285         | 3,407      | 0            | 0        | 0        | 0                 |
| Calhoun   | 1Q2005 | 0           | 0           | 0          | 0            | 0        | 0        | 0                 |
|           | 2Q2005 | 0           | 0           | 0          | 0            | 0        | 0        | 0                 |
|           | 3Q2005 | 0           | 0           | 0          | 0            | 0        | 0        | 0                 |
|           | CY2005 | 0           | 0           | 0          | 0            | 0        | 0        | 0                 |
| Charlotte | 1Q2005 | 0           | 0           | 0          | 0            | 0        | 0        | 0                 |
|           | 2Q2005 | 0           | 0           | 0          | 0            | 0        | 0        | 0                 |
|           | 3Q2005 | 0           | 0           | 0          | 0            | 0        | 0        | 0                 |
|           | CY2005 | 0           | 0           | 0          | 0            | 0        | 0        | 0                 |
| Citrus    | 1Q2005 | 0           | 0           | 0          | 0            | 0        | 0        | 0                 |
|           | 2Q2005 | 0           | 0           | 0          | 0            | 0        | 0        | 0                 |
|           | 3Q2005 | 0           | 0           | 0          | 0            | 0        | 0        | 0                 |
|           | CY2005 | 0           | 0           | 0          | 0            | 0        | 0        | 0                 |
| Clay      | 1Q2005 | 0           | 0           | 0          | 0            | 0        | 0        | 0                 |
|           | 2Q2005 | 0           | 0           | 0          | 0            | 0        | 0        | 0                 |
|           | 3Q2005 | 0           | 0           | 0          | 0            | 0        | 0        | 0                 |
|           | CY2005 | 0           | 0           | 0          | 0            | 0        | 0        | 0                 |
| Collier   | 1Q2005 | 0           | 0           | 0          | 0            | 0        | 0        | 0                 |
|           | 2Q2005 | 0           | 0           | 0          | 0            | 0        | 0        | 0                 |
|           | 3Q2005 | 0           | 0           | 0          | 0            | 0        | 0        | 0                 |
|           | CY2005 | 0           | 0           | 0          | 0            | 0        | 0        | 0                 |
| Columbia  | 1Q2005 | 0           | 0           | 0          | 0            | 0        | 0        | 0                 |
|           | 2Q2005 | 0           | 0           | 0          | 0            | 0        | 0        | 0                 |
|           | 3Q2005 | 0           | 0           | 0          | 0            | 0        | 0        | 0                 |
|           | CY2005 | 0           | 0           | 0          | 0            | 0        | 0        | 0                 |

# Managed Care Enrollment by Company by Market Segment by County at Quarter End as of December 31, 2005

|           |        |   |   |   |   |   |   |   |
|-----------|--------|---|---|---|---|---|---|---|
| De Soto   | 1Q2005 | 0 | 0 | 0 | 0 | 0 | 0 | 0 |
|           | 2Q2005 | 0 | 0 | 0 | 0 | 0 | 0 | 0 |
|           | 3Q2005 | 0 | 0 | 0 | 0 | 0 | 0 | 0 |
|           | CY2005 | 0 | 0 | 0 | 0 | 0 | 0 | 0 |
| Dixie     | 1Q2005 | 0 | 0 | 0 | 0 | 0 | 0 | 0 |
|           | 2Q2005 | 0 | 0 | 0 | 0 | 0 | 0 | 0 |
|           | 3Q2005 | 0 | 0 | 0 | 0 | 0 | 0 | 0 |
|           | CY2005 | 0 | 0 | 0 | 0 | 0 | 0 | 0 |
| Duval     | 1Q2005 | 0 | 0 | 0 | 0 | 0 | 0 | 0 |
|           | 2Q2005 | 0 | 0 | 0 | 0 | 0 | 0 | 0 |
|           | 3Q2005 | 0 | 0 | 0 | 0 | 0 | 0 | 0 |
|           | CY2005 | 0 | 0 | 0 | 0 | 0 | 0 | 0 |
| Escambia  | 1Q2005 | 0 | 0 | 0 | 0 | 0 | 0 | 0 |
|           | 2Q2005 | 0 | 0 | 0 | 0 | 0 | 0 | 0 |
|           | 3Q2005 | 0 | 0 | 0 | 0 | 0 | 0 | 0 |
|           | CY2005 | 0 | 0 | 0 | 0 | 0 | 0 | 0 |
| Flagler   | 1Q2005 | 0 | 0 | 0 | 0 | 0 | 0 | 0 |
|           | 2Q2005 | 0 | 0 | 0 | 0 | 0 | 0 | 0 |
|           | 3Q2005 | 0 | 0 | 0 | 0 | 0 | 0 | 0 |
|           | CY2005 | 0 | 0 | 0 | 0 | 0 | 0 | 0 |
| Franklin  | 1Q2005 | 0 | 0 | 0 | 0 | 0 | 0 | 0 |
|           | 2Q2005 | 0 | 0 | 0 | 0 | 0 | 0 | 0 |
|           | 3Q2005 | 0 | 0 | 0 | 0 | 0 | 0 | 0 |
|           | CY2005 | 0 | 0 | 0 | 0 | 0 | 0 | 0 |
| Gadsden   | 1Q2005 | 0 | 0 | 0 | 0 | 0 | 0 | 0 |
|           | 2Q2005 | 0 | 0 | 0 | 0 | 0 | 0 | 0 |
|           | 3Q2005 | 0 | 0 | 0 | 0 | 0 | 0 | 0 |
|           | CY2005 | 0 | 0 | 0 | 0 | 0 | 0 | 0 |
| Gilchrist | 1Q2005 | 0 | 0 | 0 | 0 | 0 | 0 | 0 |
|           | 2Q2005 | 0 | 0 | 0 | 0 | 0 | 0 | 0 |
|           | 3Q2005 | 0 | 0 | 0 | 0 | 0 | 0 | 0 |
|           | CY2005 | 0 | 0 | 0 | 0 | 0 | 0 | 0 |
| Glades    | 1Q2005 | 0 | 0 | 0 | 0 | 0 | 0 | 0 |
|           | 2Q2005 | 0 | 0 | 0 | 0 | 0 | 0 | 0 |
|           | 3Q2005 | 0 | 0 | 0 | 0 | 0 | 0 | 0 |
|           | CY2005 | 0 | 0 | 0 | 0 | 0 | 0 | 0 |
| Gulf      | 1Q2005 | 0 | 0 | 0 | 0 | 0 | 0 | 0 |
|           | 2Q2005 | 0 | 0 | 0 | 0 | 0 | 0 | 0 |
|           | 3Q2005 | 0 | 0 | 0 | 0 | 0 | 0 | 0 |
|           | CY2005 | 0 | 0 | 0 | 0 | 0 | 0 | 0 |
| Hamilton  | 1Q2005 | 0 | 0 | 0 | 0 | 0 | 0 | 0 |
|           | 2Q2005 | 0 | 0 | 0 | 0 | 0 | 0 | 0 |
|           | 3Q2005 | 0 | 0 | 0 | 0 | 0 | 0 | 0 |
|           | CY2005 | 0 | 0 | 0 | 0 | 0 | 0 | 0 |
| Hardee    | 1Q2005 | 0 | 0 | 0 | 0 | 0 | 0 | 0 |
|           | 2Q2005 | 0 | 0 | 0 | 0 | 0 | 0 | 0 |
|           | 3Q2005 | 0 | 0 | 0 | 0 | 0 | 0 | 0 |
|           | CY2005 | 0 | 0 | 0 | 0 | 0 | 0 | 0 |
| Hendry    | 1Q2005 | 0 | 0 | 0 | 0 | 0 | 0 | 0 |
|           | 2Q2005 | 0 | 0 | 0 | 0 | 0 | 0 | 0 |
|           | 3Q2005 | 0 | 0 | 0 | 0 | 0 | 0 | 0 |
|           | CY2005 | 0 | 0 | 0 | 0 | 0 | 0 | 0 |

# Managed Care Enrollment by Company by Market Segment by County at Quarter End as of December 31, 2005

|              |        |   |   |   |   |   |   |   |
|--------------|--------|---|---|---|---|---|---|---|
| Hernando     | 1Q2005 | 0 | 0 | 0 | 0 | 0 | 0 | 0 |
|              | 2Q2005 | 0 | 0 | 0 | 0 | 0 | 0 | 0 |
|              | 3Q2005 | 0 | 0 | 0 | 0 | 0 | 0 | 0 |
|              | CY2005 | 0 | 0 | 0 | 0 | 0 | 0 | 0 |
| Highlands    | 1Q2005 | 0 | 0 | 0 | 0 | 0 | 0 | 0 |
|              | 2Q2005 | 0 | 0 | 0 | 0 | 0 | 0 | 0 |
|              | 3Q2005 | 0 | 0 | 0 | 0 | 0 | 0 | 0 |
|              | CY2005 | 0 | 0 | 0 | 0 | 0 | 0 | 0 |
| Hillsborough | 1Q2005 | 0 | 0 | 0 | 0 | 0 | 0 | 0 |
|              | 2Q2005 | 0 | 0 | 0 | 0 | 0 | 0 | 0 |
|              | 3Q2005 | 0 | 0 | 0 | 0 | 0 | 0 | 0 |
|              | CY2005 | 0 | 0 | 0 | 0 | 0 | 0 | 0 |
| Holmes       | 1Q2005 | 0 | 0 | 0 | 0 | 0 | 0 | 0 |
|              | 2Q2005 | 0 | 0 | 0 | 0 | 0 | 0 | 0 |
|              | 3Q2005 | 0 | 0 | 0 | 0 | 0 | 0 | 0 |
|              | CY2005 | 0 | 0 | 0 | 0 | 0 | 0 | 0 |
| Indian River | 1Q2005 | 0 | 0 | 0 | 0 | 0 | 0 | 0 |
|              | 2Q2005 | 0 | 0 | 0 | 0 | 0 | 0 | 0 |
|              | 3Q2005 | 0 | 0 | 0 | 0 | 0 | 0 | 0 |
|              | CY2005 | 0 | 0 | 0 | 0 | 0 | 0 | 0 |
| Jackson      | 1Q2005 | 0 | 0 | 0 | 0 | 0 | 0 | 0 |
|              | 2Q2005 | 0 | 0 | 0 | 0 | 0 | 0 | 0 |
|              | 3Q2005 | 0 | 0 | 0 | 0 | 0 | 0 | 0 |
|              | CY2005 | 0 | 0 | 0 | 0 | 0 | 0 | 0 |
| Jefferson    | 1Q2005 | 0 | 0 | 0 | 0 | 0 | 0 | 0 |
|              | 2Q2005 | 0 | 0 | 0 | 0 | 0 | 0 | 0 |
|              | 3Q2005 | 0 | 0 | 0 | 0 | 0 | 0 | 0 |
|              | CY2005 | 0 | 0 | 0 | 0 | 0 | 0 | 0 |
| Lafayette    | 1Q2005 | 0 | 0 | 0 | 0 | 0 | 0 | 0 |
|              | 2Q2005 | 0 | 0 | 0 | 0 | 0 | 0 | 0 |
|              | 3Q2005 | 0 | 0 | 0 | 0 | 0 | 0 | 0 |
|              | CY2005 | 0 | 0 | 0 | 0 | 0 | 0 | 0 |
| Lake         | 1Q2005 | 0 | 0 | 0 | 0 | 0 | 0 | 0 |
|              | 2Q2005 | 0 | 0 | 0 | 0 | 0 | 0 | 0 |
|              | 3Q2005 | 0 | 0 | 0 | 0 | 0 | 0 | 0 |
|              | CY2005 | 0 | 0 | 0 | 0 | 0 | 0 | 0 |
| Lee          | 1Q2005 | 0 | 0 | 0 | 0 | 0 | 0 | 0 |
|              | 2Q2005 | 0 | 0 | 0 | 0 | 0 | 0 | 0 |
|              | 3Q2005 | 0 | 0 | 0 | 0 | 0 | 0 | 0 |
|              | CY2005 | 0 | 0 | 0 | 0 | 0 | 0 | 0 |
| Leon         | 1Q2005 | 0 | 0 | 0 | 0 | 0 | 0 | 0 |
|              | 2Q2005 | 0 | 0 | 0 | 0 | 0 | 0 | 0 |
|              | 3Q2005 | 0 | 0 | 0 | 0 | 0 | 0 | 0 |
|              | CY2005 | 0 | 0 | 0 | 0 | 0 | 0 | 0 |
| Levy         | 1Q2005 | 0 | 0 | 0 | 0 | 0 | 0 | 0 |
|              | 2Q2005 | 0 | 0 | 0 | 0 | 0 | 0 | 0 |
|              | 3Q2005 | 0 | 0 | 0 | 0 | 0 | 0 | 0 |
|              | CY2005 | 0 | 0 | 0 | 0 | 0 | 0 | 0 |
| Liberty      | 1Q2005 | 0 | 0 | 0 | 0 | 0 | 0 | 0 |
|              | 2Q2005 | 0 | 0 | 0 | 0 | 0 | 0 | 0 |
|              | 3Q2005 | 0 | 0 | 0 | 0 | 0 | 0 | 0 |
|              | CY2005 | 0 | 0 | 0 | 0 | 0 | 0 | 0 |

# Managed Care Enrollment by Company by Market Segment by County at Quarter End as of December 31, 2005

|            |        |     |       |       |   |   |   |     |
|------------|--------|-----|-------|-------|---|---|---|-----|
| Madison    | 1Q2005 | 0   | 0     | 0     | 0 | 0 | 0 | 0   |
|            | 2Q2005 | 0   | 0     | 0     | 0 | 0 | 0 | 0   |
|            | 3Q2005 | 0   | 0     | 0     | 0 | 0 | 0 | 0   |
|            | CY2005 | 0   | 0     | 0     | 0 | 0 | 0 | 0   |
| Manatee    | 1Q2005 | 0   | 0     | 0     | 0 | 0 | 0 | 0   |
|            | 2Q2005 | 0   | 0     | 0     | 0 | 0 | 0 | 0   |
|            | 3Q2005 | 0   | 0     | 0     | 0 | 0 | 0 | 0   |
|            | CY2005 | 0   | 0     | 0     | 0 | 0 | 0 | 0   |
| Marion     | 1Q2005 | 0   | 0     | 0     | 0 | 0 | 0 | 0   |
|            | 2Q2005 | 0   | 0     | 0     | 0 | 0 | 0 | 0   |
|            | 3Q2005 | 0   | 0     | 0     | 0 | 0 | 0 | 0   |
|            | CY2005 | 0   | 0     | 0     | 0 | 0 | 0 | 0   |
| Martin     | 1Q2005 | 0   | 0     | 0     | 0 | 0 | 0 | 0   |
|            | 2Q2005 | 0   | 0     | 0     | 0 | 0 | 0 | 0   |
|            | 3Q2005 | 0   | 0     | 0     | 0 | 0 | 0 | 0   |
|            | CY2005 | 0   | 0     | 0     | 0 | 0 | 0 | 0   |
| Miami-Dade | 1Q2005 | 262 | 1,521 | 5,807 | 0 | 0 | 0 | 160 |
|            | 2Q2005 | 225 | 1,540 | 5,589 | 0 | 0 | 0 | 153 |
|            | 3Q2005 | 188 | 1,491 | 5,397 | 0 | 0 | 0 | 0   |
|            | CY2005 | 176 | 1,492 | 5,143 | 0 | 0 | 0 | 0   |
| Monroe     | 1Q2005 | 0   | 0     | 0     | 0 | 0 | 0 | 0   |
|            | 2Q2005 | 0   | 0     | 0     | 0 | 0 | 0 | 0   |
|            | 3Q2005 | 0   | 0     | 0     | 0 | 0 | 0 | 0   |
|            | CY2005 | 0   | 0     | 0     | 0 | 0 | 0 | 0   |
| Nassau     | 1Q2005 | 0   | 0     | 0     | 0 | 0 | 0 | 0   |
|            | 2Q2005 | 0   | 0     | 0     | 0 | 0 | 0 | 0   |
|            | 3Q2005 | 0   | 0     | 0     | 0 | 0 | 0 | 0   |
|            | CY2005 | 0   | 0     | 0     | 0 | 0 | 0 | 0   |
| Okaloosa   | 1Q2005 | 0   | 0     | 0     | 0 | 0 | 0 | 0   |
|            | 2Q2005 | 0   | 0     | 0     | 0 | 0 | 0 | 0   |
|            | 3Q2005 | 0   | 0     | 0     | 0 | 0 | 0 | 0   |
|            | CY2005 | 0   | 0     | 0     | 0 | 0 | 0 | 0   |
| Okeechobee | 1Q2005 | 0   | 0     | 0     | 0 | 0 | 0 | 0   |
|            | 2Q2005 | 0   | 0     | 0     | 0 | 0 | 0 | 0   |
|            | 3Q2005 | 0   | 0     | 0     | 0 | 0 | 0 | 0   |
|            | CY2005 | 0   | 0     | 0     | 0 | 0 | 0 | 0   |
| Orange     | 1Q2005 | 0   | 0     | 0     | 0 | 0 | 0 | 0   |
|            | 2Q2005 | 0   | 0     | 0     | 0 | 0 | 0 | 0   |
|            | 3Q2005 | 0   | 0     | 0     | 0 | 0 | 0 | 0   |
|            | CY2005 | 0   | 0     | 0     | 0 | 0 | 0 | 0   |
| Osceola    | 1Q2005 | 0   | 0     | 0     | 0 | 0 | 0 | 0   |
|            | 2Q2005 | 0   | 0     | 0     | 0 | 0 | 0 | 0   |
|            | 3Q2005 | 0   | 0     | 0     | 0 | 0 | 0 | 0   |
|            | CY2005 | 0   | 0     | 0     | 0 | 0 | 0 | 0   |
| Other      | 1Q2005 | 1   | 2     | 13    | 0 | 0 | 0 | 6   |
|            | 2Q2005 | 1   | 2     | 17    | 0 | 0 | 0 | 9   |
|            | 3Q2005 | 1   | 2     | 10    | 0 | 0 | 0 | 0   |
|            | CY2005 | 1   | 2     | 8     | 0 | 0 | 0 | 0   |
| Palm Beach | 1Q2005 | 104 | 30    | 915   | 0 | 0 | 0 | 83  |
|            | 2Q2005 | 76  | 38    | 789   | 0 | 0 | 0 | 85  |
|            | 3Q2005 | 55  | 29    | 534   | 0 | 0 | 0 | 0   |
|            | CY2005 | 41  | 28    | 342   | 0 | 0 | 0 | 0   |

# Managed Care Enrollment by Company by Market Segment by County at Quarter End as of December 31, 2005

|            |        |   |   |   |   |   |   |   |
|------------|--------|---|---|---|---|---|---|---|
| Pasco      | 1Q2005 | 0 | 0 | 0 | 0 | 0 | 0 | 0 |
|            | 2Q2005 | 0 | 0 | 0 | 0 | 0 | 0 | 0 |
|            | 3Q2005 | 0 | 0 | 0 | 0 | 0 | 0 | 0 |
|            | CY2005 | 0 | 0 | 0 | 0 | 0 | 0 | 0 |
| Pinellas   | 1Q2005 | 0 | 0 | 0 | 0 | 0 | 0 | 0 |
|            | 2Q2005 | 0 | 0 | 0 | 0 | 0 | 0 | 0 |
|            | 3Q2005 | 0 | 0 | 0 | 0 | 0 | 0 | 0 |
|            | CY2005 | 0 | 0 | 0 | 0 | 0 | 0 | 0 |
| Polk       | 1Q2005 | 0 | 0 | 0 | 0 | 0 | 0 | 0 |
|            | 2Q2005 | 0 | 0 | 0 | 0 | 0 | 0 | 0 |
|            | 3Q2005 | 0 | 0 | 0 | 0 | 0 | 0 | 0 |
|            | CY2005 | 0 | 0 | 0 | 0 | 0 | 0 | 0 |
| Putnam     | 1Q2005 | 0 | 0 | 0 | 0 | 0 | 0 | 0 |
|            | 2Q2005 | 0 | 0 | 0 | 0 | 0 | 0 | 0 |
|            | 3Q2005 | 0 | 0 | 0 | 0 | 0 | 0 | 0 |
|            | CY2005 | 0 | 0 | 0 | 0 | 0 | 0 | 0 |
| Santa Rosa | 1Q2005 | 0 | 0 | 0 | 0 | 0 | 0 | 0 |
|            | 2Q2005 | 0 | 0 | 0 | 0 | 0 | 0 | 0 |
|            | 3Q2005 | 0 | 0 | 0 | 0 | 0 | 0 | 0 |
|            | CY2005 | 0 | 0 | 0 | 0 | 0 | 0 | 0 |
| Sarasota   | 1Q2005 | 0 | 0 | 0 | 0 | 0 | 0 | 0 |
|            | 2Q2005 | 0 | 0 | 0 | 0 | 0 | 0 | 0 |
|            | 3Q2005 | 0 | 0 | 0 | 0 | 0 | 0 | 0 |
|            | CY2005 | 0 | 0 | 0 | 0 | 0 | 0 | 0 |
| Seminole   | 1Q2005 | 0 | 0 | 0 | 0 | 0 | 0 | 0 |
|            | 2Q2005 | 0 | 0 | 0 | 0 | 0 | 0 | 0 |
|            | 3Q2005 | 0 | 0 | 0 | 0 | 0 | 0 | 0 |
|            | CY2005 | 0 | 0 | 0 | 0 | 0 | 0 | 0 |
| St. Johns  | 1Q2005 | 0 | 0 | 0 | 0 | 0 | 0 | 0 |
|            | 2Q2005 | 0 | 0 | 0 | 0 | 0 | 0 | 0 |
|            | 3Q2005 | 0 | 0 | 0 | 0 | 0 | 0 | 0 |
|            | CY2005 | 0 | 0 | 0 | 0 | 0 | 0 | 0 |
| St. Lucie  | 1Q2005 | 0 | 0 | 0 | 0 | 0 | 0 | 0 |
|            | 2Q2005 | 0 | 0 | 0 | 0 | 0 | 0 | 0 |
|            | 3Q2005 | 0 | 0 | 0 | 0 | 0 | 0 | 0 |
|            | CY2005 | 0 | 0 | 0 | 0 | 0 | 0 | 0 |
| Sumter     | 1Q2005 | 0 | 0 | 0 | 0 | 0 | 0 | 0 |
|            | 2Q2005 | 0 | 0 | 0 | 0 | 0 | 0 | 0 |
|            | 3Q2005 | 0 | 0 | 0 | 0 | 0 | 0 | 0 |
|            | CY2005 | 0 | 0 | 0 | 0 | 0 | 0 | 0 |
| Suwannee   | 1Q2005 | 0 | 0 | 0 | 0 | 0 | 0 | 0 |
|            | 2Q2005 | 0 | 0 | 0 | 0 | 0 | 0 | 0 |
|            | 3Q2005 | 0 | 0 | 0 | 0 | 0 | 0 | 0 |
|            | CY2005 | 0 | 0 | 0 | 0 | 0 | 0 | 0 |
| Taylor     | 1Q2005 | 0 | 0 | 0 | 0 | 0 | 0 | 0 |
|            | 2Q2005 | 0 | 0 | 0 | 0 | 0 | 0 | 0 |
|            | 3Q2005 | 0 | 0 | 0 | 0 | 0 | 0 | 0 |
|            | CY2005 | 0 | 0 | 0 | 0 | 0 | 0 | 0 |
| Union      | 1Q2005 | 0 | 0 | 0 | 0 | 0 | 0 | 0 |
|            | 2Q2005 | 0 | 0 | 0 | 0 | 0 | 0 | 0 |
|            | 3Q2005 | 0 | 0 | 0 | 0 | 0 | 0 | 0 |
|            | CY2005 | 0 | 0 | 0 | 0 | 0 | 0 | 0 |

# Managed Care Enrollment by Company by Market Segment by County at Quarter End as of December 31, 2005

|            |        |   |   |   |   |   |   |   |
|------------|--------|---|---|---|---|---|---|---|
| Volusia    | 1Q2005 | 0 | 0 | 0 | 0 | 0 | 0 | 0 |
|            | 2Q2005 | 0 | 0 | 0 | 0 | 0 | 0 | 0 |
|            | 3Q2005 | 0 | 0 | 0 | 0 | 0 | 0 | 0 |
|            | CY2005 | 0 | 0 | 0 | 0 | 0 | 0 | 0 |
| Wakulla    | 1Q2005 | 0 | 0 | 0 | 0 | 0 | 0 | 0 |
|            | 2Q2005 | 0 | 0 | 0 | 0 | 0 | 0 | 0 |
|            | 3Q2005 | 0 | 0 | 0 | 0 | 0 | 0 | 0 |
|            | CY2005 | 0 | 0 | 0 | 0 | 0 | 0 | 0 |
| Walton     | 1Q2005 | 0 | 0 | 0 | 0 | 0 | 0 | 0 |
|            | 2Q2005 | 0 | 0 | 0 | 0 | 0 | 0 | 0 |
|            | 3Q2005 | 0 | 0 | 0 | 0 | 0 | 0 | 0 |
|            | CY2005 | 0 | 0 | 0 | 0 | 0 | 0 | 0 |
| Washington | 1Q2005 | 0 | 0 | 0 | 0 | 0 | 0 | 0 |
|            | 2Q2005 | 0 | 0 | 0 | 0 | 0 | 0 | 0 |
|            | 3Q2005 | 0 | 0 | 0 | 0 | 0 | 0 | 0 |
|            | CY2005 | 0 | 0 | 0 | 0 | 0 | 0 | 0 |

# Managed Care Enrollment by Company by Market Segment by County at Quarter End as of December 31, 2005

**UNITED HEALTHCARE OF FLORIDA, INC.**

NAIC Company Code

95264

|           |        | SMALL GROUP | LARGE GROUP | INDIVIDUAL | HEALTHY KIDS | MEDICAID | MEDICARE | FEDERAL EMPLOYEES |
|-----------|--------|-------------|-------------|------------|--------------|----------|----------|-------------------|
| Alachua   | 1Q2005 | 60          | 207         | 12         | 0            | 0        | 0        | 0                 |
|           | 2Q2005 | 59          | 179         | 14         | 0            | 0        | 0        | 0                 |
|           | 3Q2005 | 64          | 254         | 12         | 0            | 0        | 0        | 0                 |
|           | CY2005 | 66          | 252         | 9          | 0            | 0        | 0        | 0                 |
| Baker     | 1Q2005 | 18          | 59          | 0          | 0            | 0        | 0        | 0                 |
|           | 2Q2005 | 18          | 61          | 0          | 0            | 0        | 0        | 0                 |
|           | 3Q2005 | 16          | 53          | 0          | 0            | 0        | 0        | 0                 |
|           | CY2005 | 16          | 58          | 0          | 0            | 0        | 0        | 0                 |
| Bay       | 1Q2005 | 0           | 0           | 0          | 0            | 0        | 0        | 0                 |
|           | 2Q2005 | 0           | 0           | 0          | 0            | 0        | 0        | 0                 |
|           | 3Q2005 | 0           | 0           | 0          | 0            | 0        | 0        | 0                 |
|           | CY2005 | 0           | 0           | 0          | 0            | 0        | 0        | 0                 |
| Bradford  | 1Q2005 | 3           | 28          | 0          | 0            | 0        | 0        | 0                 |
|           | 2Q2005 | 0           | 42          | 0          | 0            | 0        | 0        | 0                 |
|           | 3Q2005 | 0           | 34          | 0          | 0            | 0        | 0        | 0                 |
|           | CY2005 | 0           | 24          | 0          | 0            | 0        | 0        | 0                 |
| Brevard   | 1Q2005 | 791         | 2,436       | 52         | 3            | 0        | 0        | 0                 |
|           | 2Q2005 | 605         | 1,968       | 50         | 0            | 817      | 0        | 0                 |
|           | 3Q2005 | 619         | 2,013       | 48         | 0            | 1,207    | 0        | 0                 |
|           | CY2005 | 604         | 1,998       | 49         | 1            | 1,911    | 0        | 0                 |
| Broward   | 1Q2005 | 7,962       | 21,505      | 512        | 3,576        | 4,237    | 108      | 0                 |
|           | 2Q2005 | 6,311       | 20,001      | 473        | 3,212        | 4,662    | 113      | 0                 |
|           | 3Q2005 | 5,645       | 19,598      | 450        | 2,971        | 5,389    | 104      | 0                 |
|           | CY2005 | 5,375       | 18,786      | 414        | 2,648        | 6,020    | 102      | 0                 |
| Calhoun   | 1Q2005 | 0           | 0           | 0          | 0            | 0        | 0        | 0                 |
|           | 2Q2005 | 0           | 0           | 0          | 0            | 0        | 0        | 0                 |
|           | 3Q2005 | 0           | 0           | 0          | 0            | 0        | 0        | 0                 |
|           | CY2005 | 0           | 0           | 0          | 0            | 0        | 0        | 0                 |
| Charlotte | 1Q2005 | 285         | 375         | 16         | 0            | 0        | 2,964    | 0                 |
|           | 2Q2005 | 252         | 375         | 14         | 0            | 0        | 3,015    | 0                 |
|           | 3Q2005 | 232         | 369         | 13         | 0            | 0        | 3,160    | 0                 |
|           | CY2005 | 212         | 372         | 12         | 0            | 0        | 3,248    | 0                 |
| Citrus    | 1Q2005 | 49          | 276         | 13         | 0            | 0        | 0        | 0                 |
|           | 2Q2005 | 45          | 301         | 11         | 0            | 0        | 0        | 0                 |
|           | 3Q2005 | 50          | 309         | 12         | 0            | 0        | 0        | 0                 |
|           | CY2005 | 48          | 280         | 11         | 0            | 0        | 0        | 0                 |
| Clay      | 1Q2005 | 159         | 1,078       | 3          | 1            | 0        | 0        | 0                 |
|           | 2Q2005 | 126         | 1,168       | 4          | 2            | 0        | 0        | 0                 |
|           | 3Q2005 | 113         | 1,185       | 4          | 3            | 0        | 0        | 0                 |
|           | CY2005 | 108         | 950         | 4          | 5            | 0        | 0        | 0                 |
| Collier   | 1Q2005 | 203         | 544         | 10         | 1            | 0        | 0        | 0                 |
|           | 2Q2005 | 159         | 579         | 10         | 0            | 0        | 0        | 0                 |
|           | 3Q2005 | 158         | 580         | 8          | 3            | 0        | 0        | 0                 |
|           | CY2005 | 144         | 604         | 8          | 0            | 0        | 0        | 0                 |
| Columbia  | 1Q2005 | 8           | 93          | 2          | 0            | 0        | 0        | 0                 |
|           | 2Q2005 | 7           | 79          | 2          | 0            | 0        | 0        | 0                 |
|           | 3Q2005 | 7           | 75          | 2          | 0            | 0        | 0        | 0                 |
|           | CY2005 | 6           | 69          | 2          | 0            | 0        | 0        | 0                 |

# Managed Care Enrollment by Company by Market Segment by County at Quarter End as of December 31, 2005

|           |        |       |       |    |       |    |   |   |
|-----------|--------|-------|-------|----|-------|----|---|---|
| De Soto   | 1Q2005 | 43    | 34    | 0  | 0     | 0  | 1 | 0 |
|           | 2Q2005 | 39    | 38    | 0  | 0     | 0  | 1 | 0 |
|           | 3Q2005 | 36    | 41    | 0  | 0     | 0  | 2 | 0 |
|           | CY2005 | 42    | 47    | 0  | 0     | 0  | 2 | 0 |
| Dixie     | 1Q2005 | 0     | 0     | 0  | 0     | 0  | 0 | 0 |
|           | 2Q2005 | 0     | 0     | 0  | 0     | 0  | 0 | 0 |
|           | 3Q2005 | 0     | 0     | 0  | 0     | 0  | 0 | 0 |
|           | CY2005 | 0     | 0     | 0  | 0     | 0  | 0 | 0 |
| Duval     | 1Q2005 | 1,143 | 3,907 | 29 | 3,603 | 0  | 0 | 0 |
|           | 2Q2005 | 946   | 3,298 | 30 | 3,294 | 81 | 0 | 0 |
|           | 3Q2005 | 889   | 3,270 | 31 | 3,283 | 82 | 0 | 0 |
|           | CY2005 | 767   | 2,621 | 29 | 3,030 | 76 | 0 | 0 |
| Escambia  | 1Q2005 | 621   | 359   | 7  | 0     | 0  | 0 | 0 |
|           | 2Q2005 | 522   | 332   | 3  | 0     | 0  | 0 | 0 |
|           | 3Q2005 | 471   | 314   | 7  | 0     | 0  | 0 | 0 |
|           | CY2005 | 468   | 279   | 8  | 0     | 0  | 0 | 0 |
| Flagler   | 1Q2005 | 158   | 651   | 11 | 1     | 0  | 0 | 0 |
|           | 2Q2005 | 135   | 650   | 8  | 0     | 14 | 0 | 0 |
|           | 3Q2005 | 115   | 709   | 8  | 0     | 14 | 0 | 0 |
|           | CY2005 | 117   | 792   | 8  | 0     | 14 | 0 | 0 |
| Franklin  | 1Q2005 | 0     | 0     | 0  | 0     | 0  | 0 | 0 |
|           | 2Q2005 | 0     | 0     | 0  | 0     | 0  | 0 | 0 |
|           | 3Q2005 | 0     | 0     | 0  | 0     | 0  | 0 | 0 |
|           | CY2005 | 0     | 0     | 0  | 0     | 0  | 0 | 0 |
| Gadsden   | 1Q2005 | 0     | 0     | 0  | 0     | 0  | 0 | 0 |
|           | 2Q2005 | 0     | 0     | 0  | 0     | 0  | 0 | 0 |
|           | 3Q2005 | 0     | 0     | 0  | 0     | 0  | 0 | 0 |
|           | CY2005 | 0     | 0     | 0  | 0     | 0  | 0 | 0 |
| Gilchrist | 1Q2005 | 0     | 0     | 0  | 0     | 0  | 0 | 0 |
|           | 2Q2005 | 0     | 0     | 0  | 0     | 0  | 0 | 0 |
|           | 3Q2005 | 0     | 0     | 0  | 0     | 0  | 0 | 0 |
|           | CY2005 | 0     | 0     | 0  | 0     | 0  | 0 | 0 |
| Glades    | 1Q2005 | 4     | 27    | 0  | 0     | 0  | 0 | 0 |
|           | 2Q2005 | 4     | 30    | 0  | 0     | 0  | 0 | 0 |
|           | 3Q2005 | 3     | 34    | 0  | 0     | 0  | 0 | 0 |
|           | CY2005 | 6     | 34    | 0  | 0     | 0  | 0 | 0 |
| Gulf      | 1Q2005 | 0     | 0     | 0  | 0     | 0  | 0 | 0 |
|           | 2Q2005 | 0     | 0     | 0  | 0     | 0  | 0 | 0 |
|           | 3Q2005 | 0     | 0     | 0  | 0     | 0  | 0 | 0 |
|           | CY2005 | 0     | 0     | 0  | 0     | 0  | 0 | 0 |
| Hamilton  | 1Q2005 | 0     | 0     | 0  | 0     | 0  | 0 | 0 |
|           | 2Q2005 | 0     | 0     | 1  | 0     | 0  | 0 | 0 |
|           | 3Q2005 | 0     | 0     | 1  | 0     | 0  | 0 | 0 |
|           | CY2005 | 0     | 0     | 1  | 0     | 0  | 0 | 0 |
| Hardee    | 1Q2005 | 41    | 23    | 0  | 0     | 0  | 0 | 0 |
|           | 2Q2005 | 39    | 26    | 0  | 0     | 0  | 0 | 0 |
|           | 3Q2005 | 34    | 26    | 0  | 0     | 0  | 0 | 0 |
|           | CY2005 | 35    | 27    | 0  | 0     | 0  | 0 | 0 |
| Hendry    | 1Q2005 | 51    | 174   | 0  | 0     | 0  | 0 | 0 |
|           | 2Q2005 | 49    | 181   | 0  | 0     | 0  | 0 | 0 |
|           | 3Q2005 | 46    | 179   | 0  | 0     | 0  | 0 | 0 |
|           | CY2005 | 43    | 161   | 0  | 0     | 0  | 0 | 0 |

# Managed Care Enrollment by Company by Market Segment by County at Quarter End as of December 31, 2005

|              |        |       |        |     |   |       |       |   |
|--------------|--------|-------|--------|-----|---|-------|-------|---|
| Hernando     | 1Q2005 | 527   | 781    | 20  | 0 | 0     | 679   | 0 |
|              | 2Q2005 | 420   | 751    | 21  | 0 | 0     | 658   | 0 |
|              | 3Q2005 | 389   | 828    | 17  | 0 | 0     | 699   | 0 |
|              | CY2005 | 360   | 732    | 16  | 0 | 346   | 711   | 0 |
| Highlands    | 1Q2005 | 143   | 241    | 10  | 0 | 981   | 0     | 0 |
|              | 2Q2005 | 135   | 231    | 10  | 0 | 970   | 0     | 0 |
|              | 3Q2005 | 124   | 242    | 9   | 0 | 1,023 | 0     | 0 |
|              | CY2005 | 120   | 230    | 6   | 0 | 1,036 | 0     | 0 |
| Hillsborough | 1Q2005 | 8,200 | 14,484 | 241 | 2 | 2,778 | 9,154 | 0 |
|              | 2Q2005 | 6,449 | 14,222 | 223 | 1 | 3,434 | 8,960 | 0 |
|              | 3Q2005 | 5,829 | 14,558 | 200 | 1 | 3,929 | 9,251 | 0 |
|              | CY2005 | 5,626 | 13,725 | 173 | 1 | 4,540 | 9,663 | 0 |
| Holmes       | 1Q2005 | 0     | 0      | 0   | 0 | 0     | 0     | 0 |
|              | 2Q2005 | 0     | 0      | 0   | 0 | 0     | 0     | 0 |
|              | 3Q2005 | 0     | 0      | 0   | 0 | 0     | 0     | 0 |
|              | CY2005 | 0     | 0      | 0   | 0 | 0     | 0     | 0 |
| Indian River | 1Q2005 | 40    | 87     | 1   | 0 | 0     | 0     | 0 |
|              | 2Q2005 | 26    | 74     | 1   | 0 | 0     | 0     | 0 |
|              | 3Q2005 | 33    | 95     | 1   | 0 | 0     | 0     | 0 |
|              | CY2005 | 36    | 86     | 2   | 0 | 0     | 0     | 0 |
| Jackson      | 1Q2005 | 0     | 0      | 0   | 0 | 0     | 0     | 0 |
|              | 2Q2005 | 0     | 0      | 0   | 0 | 0     | 0     | 0 |
|              | 3Q2005 | 0     | 0      | 0   | 0 | 0     | 0     | 0 |
|              | CY2005 | 0     | 0      | 0   | 0 | 0     | 0     | 0 |
| Jefferson    | 1Q2005 | 0     | 0      | 0   | 0 | 0     | 0     | 0 |
|              | 2Q2005 | 0     | 0      | 0   | 0 | 0     | 0     | 0 |
|              | 3Q2005 | 0     | 0      | 0   | 0 | 0     | 0     | 0 |
|              | CY2005 | 0     | 0      | 0   | 0 | 0     | 0     | 0 |
| Lafayette    | 1Q2005 | 0     | 0      | 0   | 0 | 0     | 0     | 0 |
|              | 2Q2005 | 0     | 0      | 0   | 0 | 0     | 0     | 0 |
|              | 3Q2005 | 0     | 0      | 0   | 0 | 0     | 0     | 0 |
|              | CY2005 | 0     | 0      | 0   | 0 | 0     | 0     | 0 |
| Lake         | 1Q2005 | 1,094 | 4,903  | 32  | 0 | 6,792 | 0     | 0 |
|              | 2Q2005 | 888   | 4,708  | 33  | 0 | 6,766 | 0     | 0 |
|              | 3Q2005 | 816   | 4,633  | 38  | 0 | 7,104 | 0     | 0 |
|              | CY2005 | 766   | 4,530  | 37  | 0 | 7,265 | 0     | 0 |
| Lee          | 1Q2005 | 1,895 | 3,158  | 44  | 1 | 0     | 6,299 | 0 |
|              | 2Q2005 | 1,644 | 3,303  | 48  | 1 | 0     | 6,737 | 0 |
|              | 3Q2005 | 1,507 | 3,555  | 49  | 0 | 0     | 7,341 | 0 |
|              | CY2005 | 1,463 | 3,602  | 47  | 0 | 0     | 7,754 | 0 |
| Leon         | 1Q2005 | 12    | 201    | 0   | 0 | 0     | 0     | 0 |
|              | 2Q2005 | 14    | 164    | 0   | 0 | 0     | 0     | 0 |
|              | 3Q2005 | 17    | 180    | 0   | 0 | 0     | 0     | 0 |
|              | CY2005 | 16    | 194    | 0   | 0 | 0     | 0     | 0 |
| Levy         | 1Q2005 | 0     | 0      | 0   | 0 | 0     | 0     | 0 |
|              | 2Q2005 | 0     | 0      | 0   | 0 | 0     | 0     | 0 |
|              | 3Q2005 | 0     | 0      | 0   | 0 | 0     | 0     | 0 |
|              | CY2005 | 0     | 0      | 0   | 0 | 0     | 0     | 0 |
| Liberty      | 1Q2005 | 0     | 0      | 0   | 0 | 0     | 0     | 0 |
|              | 2Q2005 | 0     | 0      | 0   | 0 | 0     | 0     | 0 |
|              | 3Q2005 | 0     | 0      | 0   | 0 | 0     | 0     | 0 |
|              | CY2005 | 0     | 0      | 0   | 0 | 0     | 0     | 0 |

# Managed Care Enrollment by Company by Market Segment by County at Quarter End as of December 31, 2005

|            |        |        |        |     |       |        |        |   |
|------------|--------|--------|--------|-----|-------|--------|--------|---|
| Madison    | 1Q2005 | 0      | 0      | 0   | 0     | 0      | 0      | 0 |
|            | 2Q2005 | 0      | 0      | 0   | 0     | 0      | 0      | 0 |
|            | 3Q2005 | 0      | 0      | 0   | 0     | 0      | 0      | 0 |
|            | CY2005 | 0      | 0      | 0   | 0     | 0      | 0      | 0 |
| Manatee    | 1Q2005 | 812    | 1,592  | 28  | 0     | 0      | 1,136  | 0 |
|            | 2Q2005 | 576    | 1,191  | 25  | 0     | 34     | 1,057  | 0 |
|            | 3Q2005 | 532    | 1,320  | 24  | 0     | 40     | 1,102  | 0 |
|            | CY2005 | 515    | 1,377  | 22  | 0     | 29     | 1,263  | 0 |
| Marion     | 1Q2005 | 145    | 839    | 10  | 0     | 0      | 0      | 0 |
|            | 2Q2005 | 108    | 759    | 11  | 0     | 0      | 0      | 0 |
|            | 3Q2005 | 97     | 772    | 12  | 0     | 0      | 0      | 0 |
|            | CY2005 | 93     | 753    | 11  | 0     | 0      | 0      | 0 |
| Martin     | 1Q2005 | 177    | 572    | 5   | 0     | 0      | 0      | 0 |
|            | 2Q2005 | 155    | 605    | 5   | 0     | 0      | 0      | 0 |
|            | 3Q2005 | 121    | 614    | 4   | 0     | 0      | 0      | 0 |
|            | CY2005 | 125    | 625    | 4   | 0     | 0      | 0      | 0 |
| Miami-Dade | 1Q2005 | 9,940  | 63,671 | 554 | 5,188 | 17,465 | 10,437 | 0 |
|            | 2Q2005 | 8,125  | 64,433 | 500 | 4,709 | 17,503 | 8,490  | 0 |
|            | 3Q2005 | 7,431  | 64,078 | 493 | 4,425 | 17,409 | 5,393  | 0 |
|            | CY2005 | 7,118  | 64,348 | 442 | 4,008 | 17,632 | 5,332  | 0 |
| Monroe     | 1Q2005 | 54     | 115    | 0   | 0     | 0      | 0      | 0 |
|            | 2Q2005 | 42     | 105    | 0   | 0     | 0      | 0      | 0 |
|            | 3Q2005 | 23     | 100    | 0   | 0     | 0      | 0      | 0 |
|            | CY2005 | 23     | 98     | 0   | 0     | 0      | 0      | 0 |
| Nassau     | 1Q2005 | 105    | 136    | 1   | 2     | 0      | 0      | 0 |
|            | 2Q2005 | 93     | 110    | 1   | 2     | 0      | 0      | 0 |
|            | 3Q2005 | 61     | 121    | 1   | 0     | 0      | 0      | 0 |
|            | CY2005 | 51     | 115    | 1   | 0     | 0      | 0      | 0 |
| Okaloosa   | 1Q2005 | 17     | 16     | 0   | 0     | 0      | 0      | 0 |
|            | 2Q2005 | 22     | 14     | 0   | 0     | 0      | 0      | 0 |
|            | 3Q2005 | 18     | 14     | 0   | 0     | 0      | 0      | 0 |
|            | CY2005 | 24     | 3      | 0   | 0     | 0      | 0      | 0 |
| Okeechobee | 1Q2005 | 32     | 64     | 4   | 0     | 1      | 0      | 0 |
|            | 2Q2005 | 33     | 79     | 3   | 0     | 1      | 0      | 0 |
|            | 3Q2005 | 28     | 94     | 3   | 0     | 1      | 0      | 0 |
|            | CY2005 | 28     | 92     | 3   | 0     | 1      | 0      | 0 |
| Orange     | 1Q2005 | 12,037 | 39,323 | 348 | 1     | 7,693  | 0      | 0 |
|            | 2Q2005 | 9,278  | 36,085 | 335 | 2     | 8,275  | 0      | 0 |
|            | 3Q2005 | 8,450  | 35,032 | 329 | 1     | 9,033  | 0      | 0 |
|            | CY2005 | 7,858  | 34,640 | 304 | 1     | 9,607  | 0      | 0 |
| Osceola    | 1Q2005 | 1,511  | 5,471  | 29  | 0     | 2,978  | 0      | 0 |
|            | 2Q2005 | 1,231  | 5,038  | 29  | 0     | 3,041  | 0      | 0 |
|            | 3Q2005 | 1,151  | 5,004  | 28  | 0     | 3,162  | 0      | 0 |
|            | CY2005 | 1,093  | 4,393  | 25  | 0     | 3,280  | 0      | 0 |
| Other      | 1Q2005 | 0      | 0      | 0   | 0     | 0      | 0      | 0 |
|            | 2Q2005 | 0      | 0      | 0   | 0     | 0      | 0      | 0 |
|            | 3Q2005 | 0      | 0      | 0   | 0     | 0      | 0      | 0 |
|            | CY2005 | 0      | 0      | 0   | 0     | 0      | 0      | 0 |
| Palm Beach | 1Q2005 | 8,774  | 33,209 | 647 | 0     | 2,753  | 28     | 0 |
|            | 2Q2005 | 7,118  | 33,588 | 604 | 0     | 3,497  | 25     | 0 |
|            | 3Q2005 | 6,454  | 33,876 | 544 | 0     | 3,804  | 28     | 0 |
|            | CY2005 | 5,970  | 34,154 | 505 | 0     | 4,329  | 29     | 0 |

# Managed Care Enrollment by Company by Market Segment by County at Quarter End as of December 31, 2005

|            |        |       |        |     |     |       |        |   |
|------------|--------|-------|--------|-----|-----|-------|--------|---|
| Pasco      | 1Q2005 | 2,489 | 3,767  | 64  | 0   | 0     | 7,418  | 0 |
|            | 2Q2005 | 2,017 | 3,479  | 60  | 0   | 271   | 7,087  | 0 |
|            | 3Q2005 | 1,796 | 3,519  | 58  | 0   | 719   | 7,230  | 0 |
|            | CY2005 | 1,733 | 3,269  | 58  | 0   | 1,272 | 5,813  | 0 |
| Pinellas   | 1Q2005 | 8,364 | 14,043 | 296 | 0   | 1,797 | 13,798 | 0 |
|            | 2Q2005 | 6,537 | 12,407 | 276 | 0   | 2,362 | 13,391 | 0 |
|            | 3Q2005 | 5,924 | 12,342 | 243 | 0   | 2,819 | 13,851 | 0 |
|            | CY2005 | 5,582 | 10,583 | 219 | 0   | 3,417 | 14,415 | 0 |
| Polk       | 1Q2005 | 3,798 | 6,429  | 73  | 0   | 0     | 1,329  | 0 |
|            | 2Q2005 | 3,041 | 5,965  | 64  | 0   | 272   | 1,601  | 0 |
|            | 3Q2005 | 2,726 | 5,394  | 63  | 0   | 299   | 2,341  | 0 |
|            | CY2005 | 2,577 | 5,145  | 62  | 0   | 725   | 3,064  | 0 |
| Putnam     | 1Q2005 | 34    | 148    | 0   | 1   | 0     | 0      | 0 |
|            | 2Q2005 | 30    | 186    | 0   | 1   | 0     | 0      | 0 |
|            | 3Q2005 | 21    | 181    | 0   | 0   | 0     | 0      | 0 |
|            | CY2005 | 21    | 176    | 0   | 0   | 0     | 0      | 0 |
| Santa Rosa | 1Q2005 | 439   | 88     | 7   | 0   | 0     | 0      | 0 |
|            | 2Q2005 | 405   | 91     | 7   | 0   | 0     | 0      | 0 |
|            | 3Q2005 | 264   | 79     | 7   | 0   | 0     | 0      | 0 |
|            | CY2005 | 253   | 86     | 7   | 0   | 0     | 0      | 0 |
| Sarasota   | 1Q2005 | 259   | 1,013  | 8   | 0   | 0     | 1,824  | 0 |
|            | 2Q2005 | 225   | 1,000  | 8   | 0   | 0     | 1,832  | 0 |
|            | 3Q2005 | 208   | 1,163  | 10  | 0   | 0     | 2,016  | 0 |
|            | CY2005 | 200   | 1,145  | 10  | 0   | 20    | 2,318  | 0 |
| Seminole   | 1Q2005 | 6,284 | 14,402 | 185 | 0   | 4,334 | 0      | 0 |
|            | 2Q2005 | 4,857 | 13,591 | 173 | 0   | 4,362 | 0      | 0 |
|            | 3Q2005 | 4,494 | 12,959 | 157 | 0   | 4,382 | 0      | 0 |
|            | CY2005 | 4,119 | 12,300 | 134 | 0   | 4,402 | 0      | 0 |
| St. Johns  | 1Q2005 | 880   | 551    | 28  | 715 | 0     | 0      | 0 |
|            | 2Q2005 | 775   | 499    | 28  | 659 | 0     | 0      | 0 |
|            | 3Q2005 | 700   | 526    | 26  | 621 | 0     | 0      | 0 |
|            | CY2005 | 681   | 485    | 24  | 581 | 0     | 0      | 0 |
| St. Lucie  | 1Q2005 | 73    | 426    | 3   | 0   | 0     | 0      | 0 |
|            | 2Q2005 | 68    | 478    | 2   | 0   | 0     | 0      | 0 |
|            | 3Q2005 | 79    | 475    | 4   | 0   | 0     | 0      | 0 |
|            | CY2005 | 71    | 473    | 0   | 0   | 0     | 0      | 0 |
| Sumter     | 1Q2005 | 66    | 209    | 1   | 0   | 0     | 0      | 0 |
|            | 2Q2005 | 54    | 234    | 1   | 0   | 0     | 0      | 0 |
|            | 3Q2005 | 52    | 203    | 3   | 0   | 0     | 0      | 0 |
|            | CY2005 | 46    | 189    | 2   | 0   | 0     | 0      | 0 |
| Suwannee   | 1Q2005 | 7     | 27     | 3   | 0   | 0     | 0      | 0 |
|            | 2Q2005 | 7     | 30     | 2   | 0   | 0     | 0      | 0 |
|            | 3Q2005 | 5     | 27     | 2   | 0   | 0     | 0      | 0 |
|            | CY2005 | 5     | 34     | 2   | 0   | 0     | 0      | 0 |
| Taylor     | 1Q2005 | 0     | 0      | 0   | 0   | 0     | 0      | 0 |
|            | 2Q2005 | 0     | 0      | 0   | 0   | 0     | 0      | 0 |
|            | 3Q2005 | 0     | 0      | 0   | 0   | 0     | 0      | 0 |
|            | CY2005 | 0     | 0      | 0   | 0   | 0     | 0      | 0 |
| Union      | 1Q2005 | 5     | 1      | 0   | 0   | 0     | 0      | 0 |
|            | 2Q2005 | 5     | 1      | 0   | 0   | 0     | 0      | 0 |
|            | 3Q2005 | 5     | 7      | 0   | 0   | 0     | 0      | 0 |
|            | CY2005 | 5     | 10     | 0   | 0   | 0     | 0      | 0 |

# Managed Care Enrollment by Company by Market Segment by County at Quarter End as of December 31, 2005

|            |        |       |       |    |   |        |   |   |
|------------|--------|-------|-------|----|---|--------|---|---|
| Volusia    | 1Q2005 | 1,771 | 7,374 | 66 | 0 | 11,703 | 0 | 0 |
|            | 2Q2005 | 1,413 | 7,332 | 56 | 0 | 11,769 | 0 | 0 |
|            | 3Q2005 | 1,327 | 7,103 | 50 | 0 | 12,390 | 0 | 0 |
|            | CY2005 | 1,257 | 7,224 | 47 | 0 | 12,921 | 0 | 0 |
| Wakulla    | 1Q2005 | 0     | 0     | 0  | 0 | 0      | 0 | 0 |
|            | 2Q2005 | 0     | 0     | 0  | 0 | 0      | 0 | 0 |
|            | 3Q2005 | 0     | 0     | 0  | 0 | 0      | 0 | 0 |
|            | CY2005 | 0     | 0     | 0  | 0 | 0      | 0 | 0 |
| Walton     | 1Q2005 | 1     | 4     | 0  | 0 | 0      | 0 | 0 |
|            | 2Q2005 | 1     | 4     | 0  | 0 | 0      | 0 | 0 |
|            | 3Q2005 | 1     | 4     | 0  | 0 | 0      | 0 | 0 |
|            | CY2005 | 6     | 1     | 0  | 0 | 0      | 0 | 0 |
| Washington | 1Q2005 | 0     | 0     | 0  | 0 | 0      | 0 | 0 |
|            | 2Q2005 | 0     | 0     | 0  | 0 | 0      | 0 | 0 |
|            | 3Q2005 | 0     | 0     | 0  | 0 | 0      | 0 | 0 |
|            | CY2005 | 0     | 0     | 0  | 0 | 0      | 0 | 0 |

# Managed Care Enrollment by Company by Market Segment by County at Quarter End as of December 31, 2005

**UNIVERSAL HEALTH CARE, INC.**

NAIC Company Code

11574

|           |        | SMALL GROUP | LARGE GROUP | INDIVIDUAL | HEALTHY KIDS | MEDICAID | MEDICARE | FEDERAL EMPLOYEES |
|-----------|--------|-------------|-------------|------------|--------------|----------|----------|-------------------|
| Alachua   | 1Q2005 | 0           | 0           | 0          | 0            | 0        | 0        | 0                 |
|           | 2Q2005 | 0           | 0           | 0          | 0            | 0        | 0        | 0                 |
|           | 3Q2005 | 0           | 0           | 0          | 0            | 0        | 0        | 0                 |
|           | CY2005 | 0           | 0           | 0          | 0            | 0        | 1        | 0                 |
| Baker     | 1Q2005 | 0           | 0           | 0          | 0            | 0        | 0        | 0                 |
|           | 2Q2005 | 0           | 0           | 0          | 0            | 0        | 0        | 0                 |
|           | 3Q2005 | 0           | 0           | 0          | 0            | 0        | 0        | 0                 |
|           | CY2005 | 0           | 0           | 0          | 0            | 0        | 0        | 0                 |
| Bay       | 1Q2005 | 0           | 0           | 0          | 0            | 0        | 0        | 0                 |
|           | 2Q2005 | 0           | 0           | 0          | 0            | 0        | 0        | 0                 |
|           | 3Q2005 | 0           | 0           | 0          | 0            | 0        | 0        | 0                 |
|           | CY2005 | 0           | 0           | 0          | 0            | 0        | 0        | 0                 |
| Bradford  | 1Q2005 | 0           | 0           | 0          | 0            | 0        | 0        | 0                 |
|           | 2Q2005 | 0           | 0           | 0          | 0            | 0        | 0        | 0                 |
|           | 3Q2005 | 0           | 0           | 0          | 0            | 0        | 0        | 0                 |
|           | CY2005 | 0           | 0           | 0          | 0            | 0        | 0        | 0                 |
| Brevard   | 1Q2005 | 0           | 0           | 0          | 0            | 0        | 0        | 0                 |
|           | 2Q2005 | 0           | 0           | 0          | 0            | 0        | 0        | 0                 |
|           | 3Q2005 | 0           | 0           | 0          | 0            | 0        | 0        | 0                 |
|           | CY2005 | 0           | 0           | 0          | 0            | 0        | 335      | 0                 |
| Broward   | 1Q2005 | 0           | 0           | 0          | 0            | 0        | 0        | 0                 |
|           | 2Q2005 | 0           | 0           | 0          | 0            | 0        | 0        | 0                 |
|           | 3Q2005 | 0           | 0           | 0          | 0            | 0        | 0        | 0                 |
|           | CY2005 | 0           | 0           | 0          | 0            | 0        | 0        | 0                 |
| Calhoun   | 1Q2005 | 0           | 0           | 0          | 0            | 0        | 0        | 0                 |
|           | 2Q2005 | 0           | 0           | 0          | 0            | 0        | 0        | 0                 |
|           | 3Q2005 | 0           | 0           | 0          | 0            | 0        | 10       | 0                 |
|           | CY2005 | 0           | 0           | 0          | 0            | 0        | 9        | 0                 |
| Charlotte | 1Q2005 | 0           | 0           | 0          | 0            | 0        | 0        | 0                 |
|           | 2Q2005 | 0           | 0           | 0          | 0            | 0        | 0        | 0                 |
|           | 3Q2005 | 0           | 0           | 0          | 0            | 0        | 1        | 0                 |
|           | CY2005 | 0           | 0           | 0          | 0            | 0        | 0        | 0                 |
| Citrus    | 1Q2005 | 0           | 0           | 0          | 0            | 0        | 0        | 0                 |
|           | 2Q2005 | 0           | 0           | 0          | 0            | 0        | 0        | 0                 |
|           | 3Q2005 | 0           | 0           | 0          | 0            | 0        | 0        | 0                 |
|           | CY2005 | 0           | 0           | 0          | 0            | 0        | 0        | 0                 |
| Clay      | 1Q2005 | 0           | 0           | 0          | 0            | 0        | 0        | 0                 |
|           | 2Q2005 | 0           | 0           | 0          | 0            | 0        | 0        | 0                 |
|           | 3Q2005 | 0           | 0           | 0          | 0            | 0        | 0        | 0                 |
|           | CY2005 | 0           | 0           | 0          | 0            | 0        | 0        | 0                 |
| Collier   | 1Q2005 | 0           | 0           | 0          | 0            | 0        | 0        | 0                 |
|           | 2Q2005 | 0           | 0           | 0          | 0            | 0        | 0        | 0                 |
|           | 3Q2005 | 0           | 0           | 0          | 0            | 0        | 0        | 0                 |
|           | CY2005 | 0           | 0           | 0          | 0            | 0        | 0        | 0                 |
| Columbia  | 1Q2005 | 0           | 0           | 0          | 0            | 0        | 0        | 0                 |
|           | 2Q2005 | 0           | 0           | 0          | 0            | 0        | 0        | 0                 |
|           | 3Q2005 | 0           | 0           | 0          | 0            | 0        | 0        | 0                 |
|           | CY2005 | 0           | 0           | 0          | 0            | 0        | 0        | 0                 |

# Managed Care Enrollment by Company by Market Segment by County at Quarter End as of December 31, 2005

|           |        |   |   |   |   |    |     |   |
|-----------|--------|---|---|---|---|----|-----|---|
| De Soto   | 1Q2005 | 0 | 0 | 0 | 0 | 0  | 0   | 0 |
|           | 2Q2005 | 0 | 0 | 0 | 0 | 0  | 0   | 0 |
|           | 3Q2005 | 0 | 0 | 0 | 0 | 0  | 0   | 0 |
|           | CY2005 | 0 | 0 | 0 | 0 | 0  | 0   | 0 |
| Dixie     | 1Q2005 | 0 | 0 | 0 | 0 | 0  | 0   | 0 |
|           | 2Q2005 | 0 | 0 | 0 | 0 | 0  | 0   | 0 |
|           | 3Q2005 | 0 | 0 | 0 | 0 | 0  | 0   | 0 |
|           | CY2005 | 0 | 0 | 0 | 0 | 0  | 0   | 0 |
| Duval     | 1Q2005 | 0 | 0 | 0 | 0 | 0  | 0   | 0 |
|           | 2Q2005 | 0 | 0 | 0 | 0 | 0  | 0   | 0 |
|           | 3Q2005 | 0 | 0 | 0 | 0 | 0  | 1   | 0 |
|           | CY2005 | 0 | 0 | 0 | 0 | 0  | 1   | 0 |
| Escambia  | 1Q2005 | 0 | 0 | 0 | 0 | 0  | 0   | 0 |
|           | 2Q2005 | 0 | 0 | 0 | 0 | 0  | 0   | 0 |
|           | 3Q2005 | 0 | 0 | 0 | 0 | 0  | 0   | 0 |
|           | CY2005 | 0 | 0 | 0 | 0 | 0  | 0   | 0 |
| Flagler   | 1Q2005 | 0 | 0 | 0 | 0 | 0  | 0   | 0 |
|           | 2Q2005 | 0 | 0 | 0 | 0 | 0  | 0   | 0 |
|           | 3Q2005 | 0 | 0 | 0 | 0 | 0  | 0   | 0 |
|           | CY2005 | 0 | 0 | 0 | 0 | 0  | 0   | 0 |
| Franklin  | 1Q2005 | 0 | 0 | 0 | 0 | 0  | 0   | 0 |
|           | 2Q2005 | 0 | 0 | 0 | 0 | 0  | 0   | 0 |
|           | 3Q2005 | 0 | 0 | 0 | 0 | 0  | 0   | 0 |
|           | CY2005 | 0 | 0 | 0 | 0 | 0  | 0   | 0 |
| Gadsden   | 1Q2005 | 0 | 0 | 0 | 0 | 0  | 130 | 0 |
|           | 2Q2005 | 0 | 0 | 0 | 0 | 0  | 243 | 0 |
|           | 3Q2005 | 0 | 0 | 0 | 0 | 1  | 305 | 0 |
|           | CY2005 | 0 | 0 | 0 | 0 | 99 | 309 | 0 |
| Gilchrist | 1Q2005 | 0 | 0 | 0 | 0 | 0  | 0   | 0 |
|           | 2Q2005 | 0 | 0 | 0 | 0 | 0  | 0   | 0 |
|           | 3Q2005 | 0 | 0 | 0 | 0 | 0  | 0   | 0 |
|           | CY2005 | 0 | 0 | 0 | 0 | 0  | 0   | 0 |
| Glades    | 1Q2005 | 0 | 0 | 0 | 0 | 0  | 0   | 0 |
|           | 2Q2005 | 0 | 0 | 0 | 0 | 0  | 0   | 0 |
|           | 3Q2005 | 0 | 0 | 0 | 0 | 0  | 0   | 0 |
|           | CY2005 | 0 | 0 | 0 | 0 | 0  | 0   | 0 |
| Gulf      | 1Q2005 | 0 | 0 | 0 | 0 | 0  | 0   | 0 |
|           | 2Q2005 | 0 | 0 | 0 | 0 | 0  | 0   | 0 |
|           | 3Q2005 | 0 | 0 | 0 | 0 | 0  | 0   | 0 |
|           | CY2005 | 0 | 0 | 0 | 0 | 0  | 0   | 0 |
| Hamilton  | 1Q2005 | 0 | 0 | 0 | 0 | 0  | 0   | 0 |
|           | 2Q2005 | 0 | 0 | 0 | 0 | 0  | 0   | 0 |
|           | 3Q2005 | 0 | 0 | 0 | 0 | 0  | 0   | 0 |
|           | CY2005 | 0 | 0 | 0 | 0 | 0  | 0   | 0 |
| Hardee    | 1Q2005 | 0 | 0 | 0 | 0 | 0  | 0   | 0 |
|           | 2Q2005 | 0 | 0 | 0 | 0 | 0  | 0   | 0 |
|           | 3Q2005 | 0 | 0 | 0 | 0 | 0  | 0   | 0 |
|           | CY2005 | 0 | 0 | 0 | 0 | 0  | 0   | 0 |
| Hendry    | 1Q2005 | 0 | 0 | 0 | 0 | 0  | 0   | 0 |
|           | 2Q2005 | 0 | 0 | 0 | 0 | 0  | 0   | 0 |
|           | 3Q2005 | 0 | 0 | 0 | 0 | 0  | 0   | 0 |
|           | CY2005 | 0 | 0 | 0 | 0 | 0  | 0   | 0 |

# Managed Care Enrollment by Company by Market Segment by County at Quarter End as of December 31, 2005

|              |        |   |   |   |    |     |       |   |
|--------------|--------|---|---|---|----|-----|-------|---|
| Hernando     | 1Q2005 | 0 | 0 | 5 | 0  | 39  | 2,693 | 0 |
|              | 2Q2005 | 0 | 0 | 4 | 30 | 0   | 3,003 | 0 |
|              | 3Q2005 | 0 | 0 | 4 | 30 | 4   | 3,265 | 0 |
|              | CY2005 | 0 | 0 | 4 | 30 | 358 | 3,733 | 0 |
| Highlands    | 1Q2005 | 0 | 0 | 0 | 0  | 0   | 0     | 0 |
|              | 2Q2005 | 0 | 0 | 0 | 0  | 0   | 0     | 0 |
|              | 3Q2005 | 0 | 0 | 0 | 0  | 0   | 0     | 0 |
|              | CY2005 | 0 | 0 | 0 | 0  | 0   | 0     | 0 |
| Hillsborough | 1Q2005 | 0 | 0 | 0 | 0  | 0   | 0     | 0 |
|              | 2Q2005 | 0 | 0 | 0 | 0  | 0   | 1     | 0 |
|              | 3Q2005 | 0 | 0 | 0 | 6  | 0   | 629   | 0 |
|              | CY2005 | 0 | 0 | 0 | 36 | 0   | 1,450 | 0 |
| Holmes       | 1Q2005 | 0 | 0 | 0 | 0  | 0   | 0     | 0 |
|              | 2Q2005 | 0 | 0 | 0 | 0  | 0   | 0     | 0 |
|              | 3Q2005 | 0 | 0 | 0 | 0  | 0   | 0     | 0 |
|              | CY2005 | 0 | 0 | 0 | 0  | 1   | 0     | 0 |
| Indian River | 1Q2005 | 0 | 0 | 0 | 0  | 0   | 0     | 0 |
|              | 2Q2005 | 0 | 0 | 0 | 0  | 0   | 0     | 0 |
|              | 3Q2005 | 0 | 0 | 0 | 0  | 0   | 0     | 0 |
|              | CY2005 | 0 | 0 | 0 | 0  | 0   | 0     | 0 |
| Jackson      | 1Q2005 | 0 | 0 | 0 | 0  | 0   | 0     | 0 |
|              | 2Q2005 | 0 | 0 | 0 | 0  | 0   | 0     | 0 |
|              | 3Q2005 | 0 | 0 | 0 | 0  | 0   | 0     | 0 |
|              | CY2005 | 0 | 0 | 0 | 0  | 0   | 0     | 0 |
| Jefferson    | 1Q2005 | 0 | 0 | 0 | 0  | 0   | 47    | 0 |
|              | 2Q2005 | 0 | 0 | 0 | 0  | 0   | 69    | 0 |
|              | 3Q2005 | 0 | 0 | 0 | 0  | 0   | 76    | 0 |
|              | CY2005 | 0 | 0 | 0 | 0  | 42  | 88    | 0 |
| Lafayette    | 1Q2005 | 0 | 0 | 0 | 0  | 0   | 0     | 0 |
|              | 2Q2005 | 0 | 0 | 0 | 0  | 0   | 0     | 0 |
|              | 3Q2005 | 0 | 0 | 0 | 0  | 0   | 0     | 0 |
|              | CY2005 | 0 | 0 | 0 | 0  | 0   | 0     | 0 |
| Lake         | 1Q2005 | 0 | 0 | 0 | 0  | 0   | 0     | 0 |
|              | 2Q2005 | 0 | 0 | 0 | 0  | 0   | 0     | 0 |
|              | 3Q2005 | 0 | 0 | 0 | 0  | 0   | 0     | 0 |
|              | CY2005 | 0 | 0 | 0 | 0  | 0   | 0     | 0 |
| Lee          | 1Q2005 | 0 | 0 | 0 | 0  | 0   | 0     | 0 |
|              | 2Q2005 | 0 | 0 | 0 | 0  | 0   | 0     | 0 |
|              | 3Q2005 | 0 | 0 | 0 | 0  | 0   | 0     | 0 |
|              | CY2005 | 0 | 0 | 0 | 0  | 0   | 0     | 0 |
| Leon         | 1Q2005 | 0 | 0 | 0 | 0  | 0   | 363   | 0 |
|              | 2Q2005 | 0 | 0 | 0 | 0  | 0   | 505   | 0 |
|              | 3Q2005 | 0 | 0 | 0 | 0  | 5   | 628   | 0 |
|              | CY2005 | 0 | 0 | 0 | 0  | 502 | 668   | 0 |
| Levy         | 1Q2005 | 0 | 0 | 0 | 0  | 0   | 0     | 0 |
|              | 2Q2005 | 0 | 0 | 0 | 0  | 0   | 0     | 0 |
|              | 3Q2005 | 0 | 0 | 0 | 0  | 0   | 0     | 0 |
|              | CY2005 | 0 | 0 | 0 | 0  | 0   | 0     | 0 |
| Liberty      | 1Q2005 | 0 | 0 | 0 | 0  | 0   | 0     | 0 |
|              | 2Q2005 | 0 | 0 | 0 | 0  | 0   | 0     | 0 |
|              | 3Q2005 | 0 | 0 | 0 | 0  | 0   | 3     | 0 |
|              | CY2005 | 0 | 0 | 0 | 0  | 0   | 7     | 0 |

# Managed Care Enrollment by Company by Market Segment by County at Quarter End as of December 31, 2005

|            |        |   |   |   |    |    |       |   |
|------------|--------|---|---|---|----|----|-------|---|
| Madison    | 1Q2005 | 0 | 0 | 0 | 0  | 0  | 0     | 0 |
|            | 2Q2005 | 0 | 0 | 0 | 0  | 0  | 0     | 0 |
|            | 3Q2005 | 0 | 0 | 0 | 0  | 0  | 0     | 0 |
|            | CY2005 | 0 | 0 | 0 | 0  | 0  | 0     | 0 |
| Manatee    | 1Q2005 | 0 | 0 | 0 | 0  | 12 | 2,644 | 0 |
|            | 2Q2005 | 0 | 0 | 0 | 13 | 0  | 3,097 | 0 |
|            | 3Q2005 | 0 | 0 | 1 | 12 | 0  | 3,435 | 0 |
|            | CY2005 | 0 | 0 | 1 | 20 | 0  | 3,947 | 0 |
| Marion     | 1Q2005 | 0 | 0 | 0 | 0  | 0  | 0     | 0 |
|            | 2Q2005 | 0 | 0 | 0 | 0  | 0  | 0     | 0 |
|            | 3Q2005 | 0 | 0 | 0 | 0  | 0  | 0     | 0 |
|            | CY2005 | 0 | 0 | 0 | 0  | 0  | 0     | 0 |
| Martin     | 1Q2005 | 0 | 0 | 0 | 0  | 0  | 0     | 0 |
|            | 2Q2005 | 0 | 0 | 0 | 0  | 0  | 0     | 0 |
|            | 3Q2005 | 0 | 0 | 0 | 0  | 0  | 0     | 0 |
|            | CY2005 | 0 | 0 | 0 | 0  | 0  | 0     | 0 |
| Miami-Dade | 1Q2005 | 0 | 0 | 0 | 0  | 0  | 0     | 0 |
|            | 2Q2005 | 0 | 0 | 0 | 0  | 0  | 0     | 0 |
|            | 3Q2005 | 0 | 0 | 0 | 0  | 0  | 0     | 0 |
|            | CY2005 | 0 | 0 | 0 | 0  | 0  | 0     | 0 |
| Monroe     | 1Q2005 | 0 | 0 | 0 | 0  | 0  | 0     | 0 |
|            | 2Q2005 | 0 | 0 | 0 | 0  | 0  | 0     | 0 |
|            | 3Q2005 | 0 | 0 | 0 | 0  | 0  | 0     | 0 |
|            | CY2005 | 0 | 0 | 0 | 0  | 0  | 0     | 0 |
| Nassau     | 1Q2005 | 0 | 0 | 0 | 0  | 0  | 0     | 0 |
|            | 2Q2005 | 0 | 0 | 0 | 0  | 0  | 0     | 0 |
|            | 3Q2005 | 0 | 0 | 0 | 0  | 0  | 0     | 0 |
|            | CY2005 | 0 | 0 | 0 | 0  | 0  | 0     | 0 |
| Okaloosa   | 1Q2005 | 0 | 0 | 0 | 0  | 0  | 0     | 0 |
|            | 2Q2005 | 0 | 0 | 0 | 0  | 0  | 0     | 0 |
|            | 3Q2005 | 0 | 0 | 0 | 0  | 0  | 0     | 0 |
|            | CY2005 | 0 | 0 | 0 | 0  | 0  | 0     | 0 |
| Okeechobee | 1Q2005 | 0 | 0 | 0 | 0  | 0  | 0     | 0 |
|            | 2Q2005 | 0 | 0 | 0 | 0  | 0  | 0     | 0 |
|            | 3Q2005 | 0 | 0 | 0 | 0  | 0  | 0     | 0 |
|            | CY2005 | 0 | 0 | 0 | 0  | 0  | 0     | 0 |
| Orange     | 1Q2005 | 0 | 0 | 0 | 0  | 0  | 0     | 0 |
|            | 2Q2005 | 0 | 0 | 0 | 0  | 0  | 0     | 0 |
|            | 3Q2005 | 0 | 0 | 0 | 0  | 0  | 0     | 0 |
|            | CY2005 | 0 | 0 | 0 | 0  | 0  | 0     | 0 |
| Osceola    | 1Q2005 | 0 | 0 | 0 | 0  | 0  | 0     | 0 |
|            | 2Q2005 | 0 | 0 | 0 | 0  | 0  | 0     | 0 |
|            | 3Q2005 | 0 | 0 | 0 | 0  | 0  | 0     | 0 |
|            | CY2005 | 0 | 0 | 0 | 0  | 0  | 0     | 0 |
| Other      | 1Q2005 | 0 | 0 | 0 | 0  | 0  | 0     | 0 |
|            | 2Q2005 | 0 | 0 | 0 | 0  | 0  | 0     | 0 |
|            | 3Q2005 | 0 | 0 | 0 | 0  | 0  | 0     | 0 |
|            | CY2005 | 0 | 0 | 0 | 0  | 0  | 0     | 0 |
| Palm Beach | 1Q2005 | 0 | 0 | 0 | 0  | 0  | 0     | 0 |
|            | 2Q2005 | 0 | 0 | 0 | 0  | 0  | 0     | 0 |
|            | 3Q2005 | 0 | 0 | 0 | 0  | 0  | 0     | 0 |
|            | CY2005 | 0 | 0 | 0 | 0  | 0  | 0     | 0 |

# Managed Care Enrollment by Company by Market Segment by County at Quarter End as of December 31, 2005

|            |        |   |   |   |    |    |       |   |
|------------|--------|---|---|---|----|----|-------|---|
| Pasco      | 1Q2005 | 0 | 0 | 0 | 0  | 0  | 0     | 0 |
|            | 2Q2005 | 0 | 0 | 0 | 0  | 0  | 0     | 0 |
|            | 3Q2005 | 0 | 0 | 0 | 3  | 0  | 672   | 0 |
|            | CY2005 | 0 | 0 | 0 | 5  | 1  | 1,519 | 0 |
| Pinellas   | 1Q2005 | 0 | 0 | 0 | 0  | 0  | 0     | 0 |
|            | 2Q2005 | 0 | 0 | 0 | 0  | 0  | 1     | 0 |
|            | 3Q2005 | 0 | 0 | 0 | 5  | 0  | 697   | 0 |
|            | CY2005 | 0 | 0 | 0 | 26 | 0  | 1,474 | 0 |
| Polk       | 1Q2005 | 0 | 0 | 0 | 0  | 0  | 1     | 0 |
|            | 2Q2005 | 0 | 0 | 0 | 0  | 0  | 950   | 0 |
|            | 3Q2005 | 0 | 0 | 0 | 1  | 0  | 1,742 | 0 |
|            | CY2005 | 0 | 0 | 0 | 2  | 0  | 2,442 | 0 |
| Putnam     | 1Q2005 | 0 | 0 | 0 | 0  | 0  | 0     | 0 |
|            | 2Q2005 | 0 | 0 | 0 | 0  | 0  | 0     | 0 |
|            | 3Q2005 | 0 | 0 | 0 | 0  | 0  | 0     | 0 |
|            | CY2005 | 0 | 0 | 0 | 0  | 0  | 0     | 0 |
| Santa Rosa | 1Q2005 | 0 | 0 | 0 | 0  | 0  | 0     | 0 |
|            | 2Q2005 | 0 | 0 | 0 | 0  | 0  | 0     | 0 |
|            | 3Q2005 | 0 | 0 | 0 | 0  | 0  | 0     | 0 |
|            | CY2005 | 0 | 0 | 0 | 0  | 0  | 0     | 0 |
| Sarasota   | 1Q2005 | 0 | 0 | 6 | 0  | 41 | 2,507 | 0 |
|            | 2Q2005 | 0 | 0 | 6 | 33 | 0  | 2,830 | 0 |
|            | 3Q2005 | 0 | 0 | 8 | 38 | 0  | 3,176 | 0 |
|            | CY2005 | 0 | 0 | 8 | 66 | 0  | 3,511 | 0 |
| Seminole   | 1Q2005 | 0 | 0 | 0 | 0  | 0  | 0     | 0 |
|            | 2Q2005 | 0 | 0 | 0 | 0  | 0  | 0     | 0 |
|            | 3Q2005 | 0 | 0 | 0 | 0  | 0  | 0     | 0 |
|            | CY2005 | 0 | 0 | 0 | 0  | 0  | 0     | 0 |
| St. Johns  | 1Q2005 | 0 | 0 | 0 | 0  | 0  | 0     | 0 |
|            | 2Q2005 | 0 | 0 | 0 | 0  | 0  | 0     | 0 |
|            | 3Q2005 | 0 | 0 | 0 | 0  | 0  | 0     | 0 |
|            | CY2005 | 0 | 0 | 0 | 0  | 0  | 0     | 0 |
| St. Lucie  | 1Q2005 | 0 | 0 | 0 | 0  | 0  | 0     | 0 |
|            | 2Q2005 | 0 | 0 | 0 | 0  | 0  | 0     | 0 |
|            | 3Q2005 | 0 | 0 | 0 | 0  | 0  | 0     | 0 |
|            | CY2005 | 0 | 0 | 0 | 0  | 0  | 0     | 0 |
| Sumter     | 1Q2005 | 0 | 0 | 0 | 0  | 0  | 0     | 0 |
|            | 2Q2005 | 0 | 0 | 0 | 0  | 0  | 0     | 0 |
|            | 3Q2005 | 0 | 0 | 0 | 0  | 0  | 0     | 0 |
|            | CY2005 | 0 | 0 | 0 | 0  | 0  | 0     | 0 |
| Suwannee   | 1Q2005 | 0 | 0 | 0 | 0  | 0  | 0     | 0 |
|            | 2Q2005 | 0 | 0 | 0 | 0  | 0  | 0     | 0 |
|            | 3Q2005 | 0 | 0 | 0 | 0  | 0  | 0     | 0 |
|            | CY2005 | 0 | 0 | 0 | 0  | 0  | 0     | 0 |
| Taylor     | 1Q2005 | 0 | 0 | 0 | 0  | 0  | 0     | 0 |
|            | 2Q2005 | 0 | 0 | 0 | 0  | 0  | 0     | 0 |
|            | 3Q2005 | 0 | 0 | 0 | 0  | 0  | 0     | 0 |
|            | CY2005 | 0 | 0 | 0 | 0  | 0  | 0     | 0 |
| Union      | 1Q2005 | 0 | 0 | 0 | 0  | 0  | 0     | 0 |
|            | 2Q2005 | 0 | 0 | 0 | 0  | 0  | 0     | 0 |
|            | 3Q2005 | 0 | 0 | 0 | 0  | 0  | 0     | 0 |
|            | CY2005 | 0 | 0 | 0 | 0  | 0  | 0     | 0 |

# Managed Care Enrollment by Company by Market Segment by County at Quarter End as of December 31, 2005

|            |        |   |   |   |   |    |     |   |
|------------|--------|---|---|---|---|----|-----|---|
| Volusia    | 1Q2005 | 0 | 0 | 0 | 0 | 0  | 0   | 0 |
|            | 2Q2005 | 0 | 0 | 0 | 0 | 0  | 0   | 0 |
|            | 3Q2005 | 0 | 0 | 0 | 0 | 0  | 0   | 0 |
|            | CY2005 | 0 | 0 | 0 | 0 | 0  | 0   | 0 |
| Wakulla    | 1Q2005 | 0 | 0 | 0 | 0 | 0  | 50  | 0 |
|            | 2Q2005 | 0 | 0 | 0 | 0 | 0  | 95  | 0 |
|            | 3Q2005 | 0 | 0 | 0 | 0 | 1  | 126 | 0 |
|            | CY2005 | 0 | 0 | 0 | 0 | 59 | 143 | 0 |
| Walton     | 1Q2005 | 0 | 0 | 0 | 0 | 0  | 0   | 0 |
|            | 2Q2005 | 0 | 0 | 0 | 0 | 0  | 0   | 0 |
|            | 3Q2005 | 0 | 0 | 0 | 0 | 0  | 0   | 0 |
|            | CY2005 | 0 | 0 | 0 | 0 | 0  | 0   | 0 |
| Washington | 1Q2005 | 0 | 0 | 0 | 0 | 0  | 0   | 0 |
|            | 2Q2005 | 0 | 0 | 0 | 0 | 0  | 0   | 0 |
|            | 3Q2005 | 0 | 0 | 0 | 0 | 0  | 0   | 0 |
|            | CY2005 | 0 | 0 | 0 | 0 | 0  | 0   | 0 |

# Managed Care Enrollment by Company by Market Segment by County at Quarter End as of December 31, 2005

**VISTA HEALTHPLAN OF SOUTH FLORIDA, INC.**

NAIC Company Code

95266

|           |        | SMALL GROUP | LARGE GROUP | INDIVIDUAL | HEALTHY KIDS | MEDICAID | MEDICARE | FEDERAL EMPLOYEES |
|-----------|--------|-------------|-------------|------------|--------------|----------|----------|-------------------|
| Alachua   | 1Q2005 | 0           | 0           | 0          | 0            | 0        | 0        | 0                 |
|           | 2Q2005 | 0           | 0           | 0          | 0            | 0        | 0        | 0                 |
|           | 3Q2005 | 0           | 0           | 0          | 0            | 0        | 0        | 0                 |
|           | CY2005 | 0           | 0           | 0          | 0            | 0        | 0        | 0                 |
| Baker     | 1Q2005 | 0           | 0           | 0          | 0            | 0        | 0        | 0                 |
|           | 2Q2005 | 0           | 0           | 0          | 0            | 0        | 0        | 0                 |
|           | 3Q2005 | 0           | 0           | 0          | 0            | 0        | 0        | 0                 |
|           | CY2005 | 0           | 0           | 0          | 0            | 0        | 0        | 0                 |
| Bay       | 1Q2005 | 0           | 0           | 0          | 0            | 0        | 0        | 0                 |
|           | 2Q2005 | 0           | 0           | 0          | 0            | 0        | 0        | 0                 |
|           | 3Q2005 | 0           | 0           | 0          | 0            | 0        | 0        | 0                 |
|           | CY2005 | 0           | 0           | 0          | 0            | 0        | 0        | 0                 |
| Bradford  | 1Q2005 | 0           | 0           | 0          | 0            | 0        | 0        | 0                 |
|           | 2Q2005 | 0           | 0           | 0          | 0            | 0        | 0        | 0                 |
|           | 3Q2005 | 0           | 0           | 0          | 0            | 0        | 0        | 0                 |
|           | CY2005 | 0           | 0           | 0          | 0            | 0        | 0        | 0                 |
| Brevard   | 1Q2005 | 0           | 0           | 0          | 0            | 0        | 0        | 0                 |
|           | 2Q2005 | 0           | 0           | 0          | 0            | 0        | 0        | 0                 |
|           | 3Q2005 | 0           | 0           | 0          | 0            | 0        | 0        | 0                 |
|           | CY2005 | 0           | 0           | 0          | 0            | 0        | 0        | 0                 |
| Broward   | 1Q2005 | 229         | 3,841       | 12,267     | 0            | 0        | 3,011    | 1,034             |
|           | 2Q2005 | 198         | 3,482       | 12,535     | 0            | 0        | 4,154    | 1,017             |
|           | 3Q2005 | 180         | 3,419       | 12,867     | 0            | 0        | 4,330    | 1,016             |
|           | CY2005 | 163         | 3,347       | 13,212     | 0            | 0        | 4,696    | 1,020             |
| Calhoun   | 1Q2005 | 0           | 0           | 0          | 0            | 0        | 0        | 0                 |
|           | 2Q2005 | 0           | 0           | 0          | 0            | 0        | 0        | 0                 |
|           | 3Q2005 | 0           | 0           | 0          | 0            | 0        | 0        | 0                 |
|           | CY2005 | 0           | 0           | 0          | 0            | 0        | 0        | 0                 |
| Charlotte | 1Q2005 | 0           | 0           | 0          | 0            | 0        | 0        | 0                 |
|           | 2Q2005 | 0           | 0           | 0          | 0            | 0        | 0        | 0                 |
|           | 3Q2005 | 0           | 0           | 0          | 0            | 0        | 0        | 0                 |
|           | CY2005 | 0           | 0           | 0          | 0            | 0        | 0        | 0                 |
| Citrus    | 1Q2005 | 0           | 0           | 0          | 0            | 0        | 0        | 0                 |
|           | 2Q2005 | 0           | 0           | 0          | 0            | 0        | 0        | 0                 |
|           | 3Q2005 | 0           | 0           | 0          | 0            | 0        | 0        | 0                 |
|           | CY2005 | 0           | 0           | 0          | 0            | 0        | 0        | 0                 |
| Clay      | 1Q2005 | 0           | 0           | 0          | 0            | 0        | 0        | 0                 |
|           | 2Q2005 | 0           | 0           | 0          | 0            | 0        | 0        | 0                 |
|           | 3Q2005 | 0           | 0           | 0          | 0            | 0        | 0        | 0                 |
|           | CY2005 | 0           | 0           | 0          | 0            | 0        | 0        | 0                 |
| Collier   | 1Q2005 | 0           | 0           | 0          | 0            | 0        | 0        | 0                 |
|           | 2Q2005 | 0           | 0           | 0          | 0            | 0        | 0        | 0                 |
|           | 3Q2005 | 0           | 0           | 0          | 0            | 0        | 0        | 0                 |
|           | CY2005 | 0           | 0           | 0          | 0            | 0        | 0        | 0                 |
| Columbia  | 1Q2005 | 0           | 0           | 0          | 0            | 0        | 0        | 0                 |
|           | 2Q2005 | 0           | 0           | 0          | 0            | 0        | 0        | 0                 |
|           | 3Q2005 | 0           | 0           | 0          | 0            | 0        | 0        | 0                 |
|           | CY2005 | 0           | 0           | 0          | 0            | 0        | 0        | 0                 |

# Managed Care Enrollment by Company by Market Segment by County at Quarter End as of December 31, 2005

|           |        |   |   |   |   |   |   |   |
|-----------|--------|---|---|---|---|---|---|---|
| De Soto   | 1Q2005 | 0 | 0 | 0 | 0 | 0 | 0 | 0 |
|           | 2Q2005 | 0 | 0 | 0 | 0 | 0 | 0 | 0 |
|           | 3Q2005 | 0 | 0 | 0 | 0 | 0 | 0 | 0 |
|           | CY2005 | 0 | 0 | 0 | 0 | 0 | 0 | 0 |
| Dixie     | 1Q2005 | 0 | 0 | 0 | 0 | 0 | 0 | 0 |
|           | 2Q2005 | 0 | 0 | 0 | 0 | 0 | 0 | 0 |
|           | 3Q2005 | 0 | 0 | 0 | 0 | 0 | 0 | 0 |
|           | CY2005 | 0 | 0 | 0 | 0 | 0 | 0 | 0 |
| Duval     | 1Q2005 | 0 | 0 | 0 | 0 | 0 | 0 | 0 |
|           | 2Q2005 | 0 | 0 | 0 | 0 | 0 | 0 | 0 |
|           | 3Q2005 | 0 | 0 | 0 | 0 | 0 | 0 | 0 |
|           | CY2005 | 0 | 0 | 0 | 0 | 0 | 0 | 0 |
| Escambia  | 1Q2005 | 0 | 0 | 0 | 0 | 0 | 0 | 0 |
|           | 2Q2005 | 0 | 0 | 0 | 0 | 0 | 0 | 0 |
|           | 3Q2005 | 0 | 0 | 0 | 0 | 0 | 0 | 0 |
|           | CY2005 | 0 | 0 | 0 | 0 | 0 | 0 | 0 |
| Flagler   | 1Q2005 | 0 | 0 | 0 | 0 | 0 | 0 | 0 |
|           | 2Q2005 | 0 | 0 | 0 | 0 | 0 | 0 | 0 |
|           | 3Q2005 | 0 | 0 | 0 | 0 | 0 | 0 | 0 |
|           | CY2005 | 0 | 0 | 0 | 0 | 0 | 0 | 0 |
| Franklin  | 1Q2005 | 0 | 0 | 0 | 0 | 0 | 0 | 0 |
|           | 2Q2005 | 0 | 0 | 0 | 0 | 0 | 0 | 0 |
|           | 3Q2005 | 0 | 0 | 0 | 0 | 0 | 0 | 0 |
|           | CY2005 | 0 | 0 | 0 | 0 | 0 | 0 | 0 |
| Gadsden   | 1Q2005 | 0 | 0 | 0 | 0 | 0 | 0 | 0 |
|           | 2Q2005 | 0 | 0 | 0 | 0 | 0 | 0 | 0 |
|           | 3Q2005 | 0 | 0 | 0 | 0 | 0 | 0 | 0 |
|           | CY2005 | 0 | 0 | 0 | 0 | 0 | 0 | 0 |
| Gilchrist | 1Q2005 | 0 | 0 | 0 | 0 | 0 | 0 | 0 |
|           | 2Q2005 | 0 | 0 | 0 | 0 | 0 | 0 | 0 |
|           | 3Q2005 | 0 | 0 | 0 | 0 | 0 | 0 | 0 |
|           | CY2005 | 0 | 0 | 0 | 0 | 0 | 0 | 0 |
| Glades    | 1Q2005 | 0 | 0 | 0 | 0 | 0 | 0 | 0 |
|           | 2Q2005 | 0 | 0 | 0 | 0 | 0 | 0 | 0 |
|           | 3Q2005 | 0 | 0 | 0 | 0 | 0 | 0 | 0 |
|           | CY2005 | 0 | 0 | 0 | 0 | 0 | 0 | 0 |
| Gulf      | 1Q2005 | 0 | 0 | 0 | 0 | 0 | 0 | 0 |
|           | 2Q2005 | 0 | 0 | 0 | 0 | 0 | 0 | 0 |
|           | 3Q2005 | 0 | 0 | 0 | 0 | 0 | 0 | 0 |
|           | CY2005 | 0 | 0 | 0 | 0 | 0 | 0 | 0 |
| Hamilton  | 1Q2005 | 0 | 0 | 0 | 0 | 0 | 0 | 0 |
|           | 2Q2005 | 0 | 0 | 0 | 0 | 0 | 0 | 0 |
|           | 3Q2005 | 0 | 0 | 0 | 0 | 0 | 0 | 0 |
|           | CY2005 | 0 | 0 | 0 | 0 | 0 | 0 | 0 |
| Hardee    | 1Q2005 | 0 | 0 | 0 | 0 | 0 | 0 | 0 |
|           | 2Q2005 | 0 | 0 | 0 | 0 | 0 | 0 | 0 |
|           | 3Q2005 | 0 | 0 | 0 | 0 | 0 | 0 | 0 |
|           | CY2005 | 0 | 0 | 0 | 0 | 0 | 0 | 0 |
| Hendry    | 1Q2005 | 0 | 0 | 0 | 0 | 0 | 0 | 0 |
|           | 2Q2005 | 0 | 0 | 0 | 0 | 0 | 0 | 0 |
|           | 3Q2005 | 0 | 0 | 0 | 0 | 0 | 0 | 0 |
|           | CY2005 | 0 | 0 | 0 | 0 | 0 | 0 | 0 |

# Managed Care Enrollment by Company by Market Segment by County at Quarter End as of December 31, 2005

|              |        |   |   |   |   |   |   |   |
|--------------|--------|---|---|---|---|---|---|---|
| Hernando     | 1Q2005 | 0 | 0 | 0 | 0 | 0 | 0 | 0 |
|              | 2Q2005 | 0 | 0 | 0 | 0 | 0 | 0 | 0 |
|              | 3Q2005 | 0 | 0 | 0 | 0 | 0 | 0 | 0 |
|              | CY2005 | 0 | 0 | 0 | 0 | 0 | 0 | 0 |
| Highlands    | 1Q2005 | 0 | 0 | 0 | 0 | 0 | 0 | 0 |
|              | 2Q2005 | 0 | 0 | 0 | 0 | 0 | 0 | 0 |
|              | 3Q2005 | 0 | 0 | 0 | 0 | 0 | 0 | 0 |
|              | CY2005 | 0 | 0 | 0 | 0 | 0 | 0 | 0 |
| Hillsborough | 1Q2005 | 0 | 0 | 0 | 0 | 0 | 0 | 0 |
|              | 2Q2005 | 0 | 0 | 0 | 0 | 0 | 0 | 0 |
|              | 3Q2005 | 0 | 0 | 0 | 0 | 0 | 0 | 0 |
|              | CY2005 | 0 | 0 | 0 | 0 | 0 | 0 | 0 |
| Holmes       | 1Q2005 | 0 | 0 | 0 | 0 | 0 | 0 | 0 |
|              | 2Q2005 | 0 | 0 | 0 | 0 | 0 | 0 | 0 |
|              | 3Q2005 | 0 | 0 | 0 | 0 | 0 | 0 | 0 |
|              | CY2005 | 0 | 0 | 0 | 0 | 0 | 0 | 0 |
| Indian River | 1Q2005 | 0 | 0 | 0 | 0 | 0 | 0 | 0 |
|              | 2Q2005 | 0 | 0 | 0 | 0 | 0 | 0 | 0 |
|              | 3Q2005 | 0 | 0 | 0 | 0 | 0 | 0 | 0 |
|              | CY2005 | 0 | 0 | 0 | 0 | 0 | 0 | 0 |
| Jackson      | 1Q2005 | 0 | 0 | 0 | 0 | 0 | 0 | 0 |
|              | 2Q2005 | 0 | 0 | 0 | 0 | 0 | 0 | 0 |
|              | 3Q2005 | 0 | 0 | 0 | 0 | 0 | 0 | 0 |
|              | CY2005 | 0 | 0 | 0 | 0 | 0 | 0 | 0 |
| Jefferson    | 1Q2005 | 0 | 0 | 0 | 0 | 0 | 0 | 0 |
|              | 2Q2005 | 0 | 0 | 0 | 0 | 0 | 0 | 0 |
|              | 3Q2005 | 0 | 0 | 0 | 0 | 0 | 0 | 0 |
|              | CY2005 | 0 | 0 | 0 | 0 | 0 | 0 | 0 |
| Lafayette    | 1Q2005 | 0 | 0 | 0 | 0 | 0 | 0 | 0 |
|              | 2Q2005 | 0 | 0 | 0 | 0 | 0 | 0 | 0 |
|              | 3Q2005 | 0 | 0 | 0 | 0 | 0 | 0 | 0 |
|              | CY2005 | 0 | 0 | 0 | 0 | 0 | 0 | 0 |
| Lake         | 1Q2005 | 0 | 0 | 0 | 0 | 0 | 0 | 0 |
|              | 2Q2005 | 0 | 0 | 0 | 0 | 0 | 0 | 0 |
|              | 3Q2005 | 0 | 0 | 0 | 0 | 0 | 0 | 0 |
|              | CY2005 | 0 | 0 | 0 | 0 | 0 | 0 | 0 |
| Lee          | 1Q2005 | 0 | 0 | 0 | 0 | 0 | 0 | 0 |
|              | 2Q2005 | 0 | 0 | 0 | 0 | 0 | 0 | 0 |
|              | 3Q2005 | 0 | 0 | 0 | 0 | 0 | 0 | 0 |
|              | CY2005 | 0 | 0 | 0 | 0 | 0 | 0 | 0 |
| Leon         | 1Q2005 | 0 | 0 | 0 | 0 | 0 | 0 | 0 |
|              | 2Q2005 | 0 | 0 | 0 | 0 | 0 | 0 | 0 |
|              | 3Q2005 | 0 | 0 | 0 | 0 | 0 | 0 | 0 |
|              | CY2005 | 0 | 0 | 0 | 0 | 0 | 0 | 0 |
| Levy         | 1Q2005 | 0 | 0 | 0 | 0 | 0 | 0 | 0 |
|              | 2Q2005 | 0 | 0 | 0 | 0 | 0 | 0 | 0 |
|              | 3Q2005 | 0 | 0 | 0 | 0 | 0 | 0 | 0 |
|              | CY2005 | 0 | 0 | 0 | 0 | 0 | 0 | 0 |
| Liberty      | 1Q2005 | 0 | 0 | 0 | 0 | 0 | 0 | 0 |
|              | 2Q2005 | 0 | 0 | 0 | 0 | 0 | 0 | 0 |
|              | 3Q2005 | 0 | 0 | 0 | 0 | 0 | 0 | 0 |
|              | CY2005 | 0 | 0 | 0 | 0 | 0 | 0 | 0 |

# Managed Care Enrollment by Company by Market Segment by County at Quarter End as of December 31, 2005

|            |        |     |       |        |   |        |        |       |
|------------|--------|-----|-------|--------|---|--------|--------|-------|
| Madison    | 1Q2005 | 0   | 0     | 0      | 0 | 0      | 0      | 0     |
|            | 2Q2005 | 0   | 0     | 0      | 0 | 0      | 0      | 0     |
|            | 3Q2005 | 0   | 0     | 0      | 0 | 0      | 0      | 0     |
|            | CY2005 | 0   | 0     | 0      | 0 | 0      | 0      | 0     |
| Manatee    | 1Q2005 | 0   | 0     | 0      | 0 | 0      | 0      | 0     |
|            | 2Q2005 | 0   | 0     | 0      | 0 | 0      | 0      | 0     |
|            | 3Q2005 | 0   | 0     | 0      | 0 | 0      | 0      | 0     |
|            | CY2005 | 0   | 0     | 0      | 0 | 0      | 0      | 0     |
| Marion     | 1Q2005 | 0   | 0     | 0      | 0 | 0      | 0      | 0     |
|            | 2Q2005 | 0   | 0     | 0      | 0 | 0      | 0      | 0     |
|            | 3Q2005 | 0   | 0     | 0      | 0 | 0      | 0      | 0     |
|            | CY2005 | 0   | 0     | 0      | 0 | 0      | 0      | 0     |
| Martin     | 1Q2005 | 8   | 112   | 48     | 0 | 0      | 0      | 4     |
|            | 2Q2005 | 8   | 121   | 49     | 0 | 0      | 0      | 4     |
|            | 3Q2005 | 8   | 126   | 50     | 0 | 0      | 0      | 4     |
|            | CY2005 | 8   | 126   | 49     | 0 | 0      | 0      | 5     |
| Miami-Dade | 1Q2005 | 209 | 3,507 | 12,524 | 0 | 14,121 | 13,435 | 1,199 |
|            | 2Q2005 | 178 | 3,036 | 12,817 | 0 | 14,349 | 13,037 | 1,189 |
|            | 3Q2005 | 168 | 3,005 | 13,482 | 0 | 14,598 | 13,889 | 1,208 |
|            | CY2005 | 146 | 2,856 | 13,848 | 0 | 15,166 | 14,841 | 1,208 |
| Monroe     | 1Q2005 | 0   | 0     | 0      | 0 | 0      | 0      | 0     |
|            | 2Q2005 | 0   | 0     | 0      | 0 | 0      | 0      | 0     |
|            | 3Q2005 | 0   | 0     | 0      | 0 | 0      | 0      | 0     |
|            | CY2005 | 0   | 0     | 0      | 0 | 0      | 0      | 0     |
| Nassau     | 1Q2005 | 0   | 0     | 0      | 0 | 0      | 0      | 0     |
|            | 2Q2005 | 0   | 0     | 0      | 0 | 0      | 0      | 0     |
|            | 3Q2005 | 0   | 0     | 0      | 0 | 0      | 0      | 0     |
|            | CY2005 | 0   | 0     | 0      | 0 | 0      | 0      | 0     |
| Okaloosa   | 1Q2005 | 0   | 0     | 0      | 0 | 0      | 0      | 0     |
|            | 2Q2005 | 0   | 0     | 0      | 0 | 0      | 0      | 0     |
|            | 3Q2005 | 0   | 0     | 0      | 0 | 0      | 0      | 0     |
|            | CY2005 | 0   | 0     | 0      | 0 | 0      | 0      | 0     |
| Okeechobee | 1Q2005 | 0   | 0     | 0      | 0 | 0      | 0      | 0     |
|            | 2Q2005 | 0   | 0     | 0      | 0 | 0      | 0      | 0     |
|            | 3Q2005 | 0   | 0     | 0      | 0 | 0      | 0      | 0     |
|            | CY2005 | 0   | 0     | 0      | 0 | 0      | 0      | 0     |
| Orange     | 1Q2005 | 0   | 0     | 0      | 0 | 0      | 0      | 0     |
|            | 2Q2005 | 0   | 0     | 0      | 0 | 0      | 0      | 0     |
|            | 3Q2005 | 0   | 0     | 0      | 0 | 0      | 0      | 0     |
|            | CY2005 | 0   | 0     | 0      | 0 | 0      | 0      | 0     |
| Osceola    | 1Q2005 | 0   | 0     | 0      | 0 | 0      | 0      | 0     |
|            | 2Q2005 | 0   | 0     | 0      | 0 | 0      | 0      | 0     |
|            | 3Q2005 | 0   | 0     | 0      | 0 | 0      | 0      | 0     |
|            | CY2005 | 0   | 0     | 0      | 0 | 0      | 0      | 0     |
| Other      | 1Q2005 | 0   | 0     | 0      | 0 | 0      | 0      | 0     |
|            | 2Q2005 | 0   | 0     | 0      | 0 | 0      | 0      | 0     |
|            | 3Q2005 | 0   | 0     | 0      | 0 | 0      | 0      | 0     |
|            | CY2005 | 0   | 0     | 0      | 0 | 0      | 0      | 0     |
| Palm Beach | 1Q2005 | 75  | 1,864 | 2,868  | 0 | 0      | 0      | 523   |
|            | 2Q2005 | 69  | 1,736 | 2,855  | 0 | 0      | 0      | 507   |
|            | 3Q2005 | 56  | 1,745 | 2,880  | 0 | 0      | 0      | 519   |
|            | CY2005 | 55  | 1,734 | 2,945  | 0 | 0      | 0      | 516   |

# Managed Care Enrollment by Company by Market Segment by County at Quarter End as of December 31, 2005

|            |        |   |     |    |   |   |   |    |
|------------|--------|---|-----|----|---|---|---|----|
| Pasco      | 1Q2005 | 0 | 0   | 0  | 0 | 0 | 0 | 0  |
|            | 2Q2005 | 0 | 0   | 0  | 0 | 0 | 0 | 0  |
|            | 3Q2005 | 0 | 0   | 0  | 0 | 0 | 0 | 0  |
|            | CY2005 | 0 | 0   | 0  | 0 | 0 | 0 | 0  |
| Pinellas   | 1Q2005 | 0 | 0   | 0  | 0 | 0 | 0 | 0  |
|            | 2Q2005 | 0 | 0   | 0  | 0 | 0 | 0 | 0  |
|            | 3Q2005 | 0 | 0   | 0  | 0 | 0 | 0 | 0  |
|            | CY2005 | 0 | 0   | 0  | 0 | 0 | 0 | 0  |
| Polk       | 1Q2005 | 0 | 0   | 0  | 0 | 0 | 0 | 0  |
|            | 2Q2005 | 0 | 0   | 0  | 0 | 0 | 0 | 0  |
|            | 3Q2005 | 0 | 0   | 0  | 0 | 0 | 0 | 0  |
|            | CY2005 | 0 | 0   | 0  | 0 | 0 | 0 | 0  |
| Putnam     | 1Q2005 | 0 | 0   | 0  | 0 | 0 | 0 | 0  |
|            | 2Q2005 | 0 | 0   | 0  | 0 | 0 | 0 | 0  |
|            | 3Q2005 | 0 | 0   | 0  | 0 | 0 | 0 | 0  |
|            | CY2005 | 0 | 0   | 0  | 0 | 0 | 0 | 0  |
| Santa Rosa | 1Q2005 | 0 | 0   | 0  | 0 | 0 | 0 | 0  |
|            | 2Q2005 | 0 | 0   | 0  | 0 | 0 | 0 | 0  |
|            | 3Q2005 | 0 | 0   | 0  | 0 | 0 | 0 | 0  |
|            | CY2005 | 0 | 0   | 0  | 0 | 0 | 0 | 0  |
| Sarasota   | 1Q2005 | 0 | 0   | 0  | 0 | 0 | 0 | 0  |
|            | 2Q2005 | 0 | 0   | 0  | 0 | 0 | 0 | 0  |
|            | 3Q2005 | 0 | 0   | 0  | 0 | 0 | 0 | 0  |
|            | CY2005 | 0 | 0   | 0  | 0 | 0 | 0 | 0  |
| Seminole   | 1Q2005 | 0 | 0   | 0  | 0 | 0 | 0 | 0  |
|            | 2Q2005 | 0 | 0   | 0  | 0 | 0 | 0 | 0  |
|            | 3Q2005 | 0 | 0   | 0  | 0 | 0 | 0 | 0  |
|            | CY2005 | 0 | 0   | 0  | 0 | 0 | 0 | 0  |
| St. Johns  | 1Q2005 | 0 | 0   | 0  | 0 | 0 | 0 | 0  |
|            | 2Q2005 | 0 | 0   | 0  | 0 | 0 | 0 | 0  |
|            | 3Q2005 | 0 | 0   | 0  | 0 | 0 | 0 | 0  |
|            | CY2005 | 0 | 0   | 0  | 0 | 0 | 0 | 0  |
| St. Lucie  | 1Q2005 | 2 | 355 | 69 | 0 | 0 | 0 | 13 |
|            | 2Q2005 | 2 | 391 | 76 | 0 | 0 | 0 | 13 |
|            | 3Q2005 | 4 | 407 | 93 | 0 | 0 | 0 | 19 |
|            | CY2005 | 3 | 431 | 94 | 0 | 0 | 0 | 19 |
| Sumter     | 1Q2005 | 0 | 0   | 0  | 0 | 0 | 0 | 0  |
|            | 2Q2005 | 0 | 0   | 0  | 0 | 0 | 0 | 0  |
|            | 3Q2005 | 0 | 0   | 0  | 0 | 0 | 0 | 0  |
|            | CY2005 | 0 | 0   | 0  | 0 | 0 | 0 | 0  |
| Suwannee   | 1Q2005 | 0 | 0   | 0  | 0 | 0 | 0 | 0  |
|            | 2Q2005 | 0 | 0   | 0  | 0 | 0 | 0 | 0  |
|            | 3Q2005 | 0 | 0   | 0  | 0 | 0 | 0 | 0  |
|            | CY2005 | 0 | 0   | 0  | 0 | 0 | 0 | 0  |
| Taylor     | 1Q2005 | 0 | 0   | 0  | 0 | 0 | 0 | 0  |
|            | 2Q2005 | 0 | 0   | 0  | 0 | 0 | 0 | 0  |
|            | 3Q2005 | 0 | 0   | 0  | 0 | 0 | 0 | 0  |
|            | CY2005 | 0 | 0   | 0  | 0 | 0 | 0 | 0  |
| Union      | 1Q2005 | 0 | 0   | 0  | 0 | 0 | 0 | 0  |
|            | 2Q2005 | 0 | 0   | 0  | 0 | 0 | 0 | 0  |
|            | 3Q2005 | 0 | 0   | 0  | 0 | 0 | 0 | 0  |
|            | CY2005 | 0 | 0   | 0  | 0 | 0 | 0 | 0  |

# Managed Care Enrollment by Company by Market Segment by County at Quarter End as of December 31, 2005

|            |        |   |   |   |   |   |   |   |
|------------|--------|---|---|---|---|---|---|---|
| Volusia    | 1Q2005 | 0 | 0 | 0 | 0 | 0 | 0 | 0 |
|            | 2Q2005 | 0 | 0 | 0 | 0 | 0 | 0 | 0 |
|            | 3Q2005 | 0 | 0 | 0 | 0 | 0 | 0 | 0 |
|            | CY2005 | 0 | 0 | 0 | 0 | 0 | 0 | 0 |
| Wakulla    | 1Q2005 | 0 | 0 | 0 | 0 | 0 | 0 | 0 |
|            | 2Q2005 | 0 | 0 | 0 | 0 | 0 | 0 | 0 |
|            | 3Q2005 | 0 | 0 | 0 | 0 | 0 | 0 | 0 |
|            | CY2005 | 0 | 0 | 0 | 0 | 0 | 0 | 0 |
| Walton     | 1Q2005 | 0 | 0 | 0 | 0 | 0 | 0 | 0 |
|            | 2Q2005 | 0 | 0 | 0 | 0 | 0 | 0 | 0 |
|            | 3Q2005 | 0 | 0 | 0 | 0 | 0 | 0 | 0 |
|            | CY2005 | 0 | 0 | 0 | 0 | 0 | 0 | 0 |
| Washington | 1Q2005 | 0 | 0 | 0 | 0 | 0 | 0 | 0 |
|            | 2Q2005 | 0 | 0 | 0 | 0 | 0 | 0 | 0 |
|            | 3Q2005 | 0 | 0 | 0 | 0 | 0 | 0 | 0 |
|            | CY2005 | 0 | 0 | 0 | 0 | 0 | 0 | 0 |

# Managed Care Enrollment by Company by Market Segment by County at Quarter End as of December 31, 2005

| VISTA HEALTHPLAN, INC. |        | NAIC Company Code |             |            |              |          |          | 95114             |
|------------------------|--------|-------------------|-------------|------------|--------------|----------|----------|-------------------|
|                        |        | SMALL GROUP       | LARGE GROUP | INDIVIDUAL | HEALTHY KIDS | MEDICAID | MEDICARE | FEDERAL EMPLOYEES |
| Alachua                | 1Q2005 | 263               | 647         | 0          | 1,350        | 0        | 0        | 166               |
|                        | 2Q2005 | 250               | 647         | 0          | 1,286        | 0        | 0        | 163               |
|                        | 3Q2005 | 225               | 693         | 0          | 1,286        | 0        | 0        | 167               |
|                        | CY2005 | 227               | 711         | 0          | 1,224        | 0        | 0        | 167               |
| Baker                  | 1Q2005 | 0                 | 0           | 0          | 0            | 0        | 0        | 0                 |
|                        | 2Q2005 | 0                 | 0           | 0          | 0            | 0        | 0        | 0                 |
|                        | 3Q2005 | 0                 | 0           | 0          | 0            | 0        | 0        | 0                 |
|                        | CY2005 | 0                 | 0           | 0          | 0            | 0        | 0        | 0                 |
| Bay                    | 1Q2005 | 0                 | 0           | 0          | 0            | 0        | 0        | 0                 |
|                        | 2Q2005 | 0                 | 0           | 0          | 0            | 0        | 0        | 0                 |
|                        | 3Q2005 | 0                 | 0           | 0          | 0            | 0        | 0        | 0                 |
|                        | CY2005 | 0                 | 0           | 0          | 0            | 0        | 0        | 0                 |
| Bradford               | 1Q2005 | 0                 | 0           | 0          | 0            | 0        | 0        | 0                 |
|                        | 2Q2005 | 0                 | 0           | 0          | 0            | 0        | 0        | 0                 |
|                        | 3Q2005 | 0                 | 0           | 0          | 0            | 0        | 0        | 0                 |
|                        | CY2005 | 0                 | 0           | 0          | 0            | 0        | 0        | 0                 |
| Brevard                | 1Q2005 | 0                 | 0           | 0          | 0            | 0        | 0        | 0                 |
|                        | 2Q2005 | 0                 | 0           | 0          | 0            | 0        | 0        | 0                 |
|                        | 3Q2005 | 0                 | 0           | 0          | 0            | 0        | 0        | 0                 |
|                        | CY2005 | 0                 | 0           | 0          | 0            | 0        | 0        | 0                 |
| Broward                | 1Q2005 | 14,808            | 48,050      | 0          | 16,295       | 8,621    | 1,401    | 252               |
|                        | 2Q2005 | 14,773            | 47,858      | 0          | 14,214       | 8,546    | 1,420    | 253               |
|                        | 3Q2005 | 14,631            | 48,399      | 0          | 12,976       | 8,735    | 1,451    | 253               |
|                        | CY2005 | 14,260            | 47,779      | 0          | 11,485       | 8,867    | 1,515    | 278               |
| Calhoun                | 1Q2005 | 326               | 618         | 0          | 145          | 0        | 0        | 0                 |
|                        | 2Q2005 | 303               | 602         | 0          | 137          | 0        | 0        | 0                 |
|                        | 3Q2005 | 298               | 602         | 0          | 143          | 0        | 0        | 0                 |
|                        | CY2005 | 301               | 621         | 0          | 149          | 0        | 0        | 0                 |
| Charlotte              | 1Q2005 | 0                 | 0           | 0          | 0            | 0        | 0        | 0                 |
|                        | 2Q2005 | 0                 | 0           | 0          | 0            | 0        | 0        | 0                 |
|                        | 3Q2005 | 0                 | 0           | 0          | 0            | 0        | 0        | 0                 |
|                        | CY2005 | 0                 | 0           | 0          | 0            | 0        | 0        | 0                 |
| Citrus                 | 1Q2005 | 28                | 28          | 0          | 0            | 0        | 0        | 2                 |
|                        | 2Q2005 | 31                | 49          | 0          | 0            | 0        | 0        | 2                 |
|                        | 3Q2005 | 28                | 47          | 0          | 0            | 0        | 0        | 0                 |
|                        | CY2005 | 32                | 55          | 0          | 0            | 0        | 0        | 0                 |
| Clay                   | 1Q2005 | 0                 | 0           | 0          | 0            | 0        | 0        | 0                 |
|                        | 2Q2005 | 0                 | 0           | 0          | 0            | 0        | 0        | 0                 |
|                        | 3Q2005 | 0                 | 0           | 0          | 0            | 0        | 0        | 0                 |
|                        | CY2005 | 0                 | 0           | 0          | 0            | 0        | 0        | 0                 |
| Collier                | 1Q2005 | 0                 | 0           | 0          | 0            | 0        | 0        | 0                 |
|                        | 2Q2005 | 0                 | 0           | 0          | 0            | 0        | 0        | 0                 |
|                        | 3Q2005 | 0                 | 0           | 0          | 0            | 0        | 0        | 0                 |
|                        | CY2005 | 0                 | 0           | 0          | 0            | 0        | 0        | 0                 |
| Columbia               | 1Q2005 | 28                | 37          | 0          | 547          | 0        | 0        | 26                |
|                        | 2Q2005 | 27                | 41          | 0          | 546          | 0        | 0        | 32                |
|                        | 3Q2005 | 26                | 39          | 0          | 569          | 0        | 0        | 29                |
|                        | CY2005 | 22                | 39          | 0          | 570          | 0        | 0        | 34                |

# Managed Care Enrollment by Company by Market Segment by County at Quarter End as of December 31, 2005

|           |        |       |       |   |     |       |   |    |
|-----------|--------|-------|-------|---|-----|-------|---|----|
| De Soto   | 1Q2005 | 0     | 0     | 0 | 0   | 0     | 0 | 0  |
|           | 2Q2005 | 0     | 0     | 0 | 0   | 0     | 0 | 0  |
|           | 3Q2005 | 0     | 0     | 0 | 0   | 0     | 0 | 0  |
|           | CY2005 | 0     | 0     | 0 | 0   | 0     | 0 | 0  |
| Dixie     | 1Q2005 | 21    | 30    | 0 | 124 | 0     | 0 | 0  |
|           | 2Q2005 | 13    | 27    | 0 | 122 | 0     | 0 | 0  |
|           | 3Q2005 | 12    | 28    | 0 | 118 | 0     | 0 | 0  |
|           | CY2005 | 12    | 28    | 0 | 126 | 0     | 0 | 0  |
| Duval     | 1Q2005 | 0     | 0     | 0 | 0   | 0     | 0 | 0  |
|           | 2Q2005 | 0     | 0     | 0 | 0   | 0     | 0 | 0  |
|           | 3Q2005 | 0     | 0     | 0 | 0   | 0     | 0 | 0  |
|           | CY2005 | 0     | 0     | 0 | 0   | 0     | 0 | 0  |
| Escambia  | 1Q2005 | 1,823 | 4,335 | 0 | 0   | 0     | 0 | 0  |
|           | 2Q2005 | 1,680 | 4,226 | 0 | 0   | 0     | 0 | 0  |
|           | 3Q2005 | 1,552 | 4,239 | 0 | 0   | 0     | 0 | 0  |
|           | CY2005 | 1,374 | 4,054 | 0 | 0   | 0     | 0 | 0  |
| Flagler   | 1Q2005 | 0     | 0     | 0 | 0   | 0     | 0 | 0  |
|           | 2Q2005 | 0     | 0     | 0 | 0   | 0     | 0 | 0  |
|           | 3Q2005 | 0     | 0     | 0 | 0   | 0     | 0 | 0  |
|           | CY2005 | 0     | 0     | 0 | 0   | 0     | 0 | 0  |
| Franklin  | 1Q2005 | 465   | 214   | 0 | 190 | 0     | 0 | 1  |
|           | 2Q2005 | 432   | 215   | 0 | 170 | 0     | 0 | 1  |
|           | 3Q2005 | 434   | 233   | 0 | 169 | 0     | 0 | 1  |
|           | CY2005 | 422   | 251   | 0 | 173 | 0     | 0 | 1  |
| Gadsden   | 1Q2005 | 365   | 2,182 | 0 | 349 | 1,697 | 0 | 35 |
|           | 2Q2005 | 320   | 2,149 | 0 | 314 | 1,750 | 0 | 35 |
|           | 3Q2005 | 323   | 2,039 | 0 | 321 | 1,894 | 0 | 35 |
|           | CY2005 | 289   | 2,051 | 0 | 321 | 1,882 | 0 | 32 |
| Gilchrist | 1Q2005 | 55    | 32    | 0 | 228 | 0     | 0 | 8  |
|           | 2Q2005 | 31    | 31    | 0 | 224 | 0     | 0 | 8  |
|           | 3Q2005 | 31    | 29    | 0 | 209 | 0     | 0 | 8  |
|           | CY2005 | 29    | 26    | 0 | 204 | 0     | 0 | 8  |
| Glades    | 1Q2005 | 1     | 10    | 0 | 0   | 0     | 0 | 0  |
|           | 2Q2005 | 2     | 7     | 0 | 0   | 0     | 0 | 0  |
|           | 3Q2005 | 3     | 7     | 0 | 0   | 0     | 0 | 0  |
|           | CY2005 | 2     | 7     | 0 | 0   | 0     | 0 | 0  |
| Gulf      | 1Q2005 | 0     | 0     | 0 | 0   | 0     | 0 | 0  |
|           | 2Q2005 | 0     | 0     | 0 | 0   | 0     | 0 | 0  |
|           | 3Q2005 | 0     | 0     | 0 | 0   | 0     | 0 | 0  |
|           | CY2005 | 0     | 0     | 0 | 0   | 0     | 0 | 0  |
| Hamilton  | 1Q2005 | 11    | 25    | 0 | 74  | 0     | 0 | 0  |
|           | 2Q2005 | 9     | 28    | 0 | 65  | 0     | 0 | 0  |
|           | 3Q2005 | 11    | 32    | 0 | 77  | 0     | 0 | 5  |
|           | CY2005 | 7     | 34    | 0 | 65  | 0     | 0 | 5  |
| Hardee    | 1Q2005 | 0     | 0     | 0 | 0   | 0     | 0 | 0  |
|           | 2Q2005 | 0     | 0     | 0 | 0   | 0     | 0 | 0  |
|           | 3Q2005 | 0     | 0     | 0 | 0   | 0     | 0 | 0  |
|           | CY2005 | 0     | 0     | 0 | 0   | 0     | 0 | 0  |
| Hendry    | 1Q2005 | 6     | 23    | 0 | 0   | 1,409 | 0 | 0  |
|           | 2Q2005 | 7     | 18    | 0 | 0   | 1,497 | 0 | 0  |
|           | 3Q2005 | 8     | 18    | 0 | 0   | 1,547 | 0 | 0  |
|           | CY2005 | 7     | 23    | 0 | 0   | 1,777 | 0 | 0  |

# Managed Care Enrollment by Company by Market Segment by County at Quarter End as of December 31, 2005

|              |        |       |        |   |       |       |   |     |
|--------------|--------|-------|--------|---|-------|-------|---|-----|
| Hernando     | 1Q2005 | 0     | 0      | 0 | 0     | 0     | 0 | 0   |
|              | 2Q2005 | 0     | 0      | 0 | 0     | 0     | 0 | 0   |
|              | 3Q2005 | 0     | 0      | 0 | 0     | 0     | 0 | 0   |
|              | CY2005 | 0     | 0      | 0 | 0     | 0     | 0 | 0   |
| Highlands    | 1Q2005 | 0     | 0      | 0 | 0     | 0     | 0 | 0   |
|              | 2Q2005 | 0     | 0      | 0 | 0     | 0     | 0 | 0   |
|              | 3Q2005 | 0     | 0      | 0 | 0     | 0     | 0 | 0   |
|              | CY2005 | 0     | 0      | 0 | 0     | 0     | 0 | 0   |
| Hillsborough | 1Q2005 | 0     | 0      | 0 | 0     | 0     | 0 | 0   |
|              | 2Q2005 | 0     | 0      | 0 | 0     | 0     | 0 | 0   |
|              | 3Q2005 | 0     | 0      | 0 | 0     | 0     | 0 | 0   |
|              | CY2005 | 0     | 0      | 0 | 0     | 0     | 0 | 0   |
| Holmes       | 1Q2005 | 0     | 0      | 0 | 0     | 0     | 0 | 0   |
|              | 2Q2005 | 0     | 0      | 0 | 0     | 0     | 0 | 0   |
|              | 3Q2005 | 0     | 0      | 0 | 0     | 0     | 0 | 0   |
|              | CY2005 | 0     | 0      | 0 | 0     | 0     | 0 | 0   |
| Indian River | 1Q2005 | 0     | 0      | 0 | 0     | 0     | 0 | 0   |
|              | 2Q2005 | 0     | 0      | 0 | 0     | 0     | 0 | 0   |
|              | 3Q2005 | 0     | 0      | 0 | 0     | 0     | 0 | 0   |
|              | CY2005 | 0     | 0      | 0 | 0     | 0     | 0 | 0   |
| Jackson      | 1Q2005 | 0     | 0      | 0 | 0     | 0     | 0 | 0   |
|              | 2Q2005 | 0     | 0      | 0 | 0     | 0     | 0 | 0   |
|              | 3Q2005 | 0     | 0      | 0 | 0     | 0     | 0 | 0   |
|              | CY2005 | 0     | 0      | 0 | 0     | 0     | 0 | 0   |
| Jefferson    | 1Q2005 | 209   | 783    | 0 | 0     | 376   | 0 | 3   |
|              | 2Q2005 | 187   | 747    | 0 | 0     | 378   | 0 | 3   |
|              | 3Q2005 | 186   | 711    | 0 | 0     | 406   | 0 | 3   |
|              | CY2005 | 184   | 709    | 0 | 0     | 410   | 0 | 3   |
| Lafayette    | 1Q2005 | 10    | 89     | 0 | 72    | 0     | 0 | 0   |
|              | 2Q2005 | 9     | 91     | 0 | 59    | 0     | 0 | 0   |
|              | 3Q2005 | 8     | 87     | 0 | 65    | 0     | 0 | 0   |
|              | CY2005 | 9     | 48     | 0 | 67    | 0     | 0 | 0   |
| Lake         | 1Q2005 | 0     | 0      | 0 | 0     | 0     | 0 | 0   |
|              | 2Q2005 | 0     | 0      | 0 | 0     | 0     | 0 | 0   |
|              | 3Q2005 | 0     | 0      | 0 | 0     | 0     | 0 | 0   |
|              | CY2005 | 0     | 0      | 0 | 0     | 0     | 0 | 0   |
| Lee          | 1Q2005 | 0     | 0      | 0 | 0     | 0     | 0 | 0   |
|              | 2Q2005 | 0     | 0      | 0 | 0     | 0     | 0 | 0   |
|              | 3Q2005 | 0     | 0      | 0 | 0     | 0     | 0 | 0   |
|              | CY2005 | 0     | 0      | 0 | 0     | 0     | 0 | 0   |
| Leon         | 1Q2005 | 2,097 | 12,434 | 0 | 1,281 | 4,723 | 0 | 142 |
|              | 2Q2005 | 1,856 | 12,071 | 0 | 1,186 | 4,933 | 0 | 142 |
|              | 3Q2005 | 1,736 | 11,748 | 0 | 1,216 | 5,153 | 0 | 146 |
|              | CY2005 | 1,624 | 11,321 | 0 | 1,165 | 5,206 | 0 | 147 |
| Levy         | 1Q2005 | 91    | 89     | 0 | 491   | 0     | 0 | 18  |
|              | 2Q2005 | 85    | 87     | 0 | 479   | 0     | 0 | 20  |
|              | 3Q2005 | 76    | 84     | 0 | 482   | 0     | 0 | 20  |
|              | CY2005 | 68    | 85     | 0 | 477   | 0     | 0 | 21  |
| Liberty      | 1Q2005 | 146   | 896    | 0 | 81    | 134   | 0 | 8   |
|              | 2Q2005 | 136   | 883    | 0 | 79    | 115   | 0 | 8   |
|              | 3Q2005 | 149   | 893    | 0 | 72    | 133   | 0 | 8   |
|              | CY2005 | 134   | 922    | 0 | 66    | 143   | 0 | 8   |

# Managed Care Enrollment by Company by Market Segment by County at Quarter End as of December 31, 2005

|            |        |       |        |   |        |       |       |     |
|------------|--------|-------|--------|---|--------|-------|-------|-----|
| Madison    | 1Q2005 | 289   | 1,034  | 0 | 0      | 554   | 0     | 6   |
|            | 2Q2005 | 278   | 1,000  | 0 | 0      | 590   | 0     | 6   |
|            | 3Q2005 | 260   | 1,002  | 0 | 0      | 640   | 0     | 6   |
|            | CY2005 | 189   | 1,015  | 0 | 0      | 681   | 0     | 6   |
| Manatee    | 1Q2005 | 0     | 0      | 0 | 0      | 0     | 0     | 0   |
|            | 2Q2005 | 0     | 0      | 0 | 0      | 0     | 0     | 0   |
|            | 3Q2005 | 0     | 0      | 0 | 0      | 0     | 0     | 0   |
|            | CY2005 | 0     | 0      | 0 | 0      | 0     | 0     | 0   |
| Marion     | 1Q2005 | 772   | 1,457  | 0 | 3,485  | 0     | 0     | 74  |
|            | 2Q2005 | 728   | 1,602  | 0 | 3,367  | 0     | 0     | 75  |
|            | 3Q2005 | 675   | 1,515  | 0 | 3,398  | 0     | 0     | 75  |
|            | CY2005 | 641   | 1,597  | 0 | 3,307  | 0     | 0     | 77  |
| Martin     | 1Q2005 | 0     | 0      | 0 | 0      | 0     | 0     | 0   |
|            | 2Q2005 | 0     | 0      | 0 | 0      | 0     | 0     | 0   |
|            | 3Q2005 | 0     | 0      | 0 | 0      | 0     | 0     | 0   |
|            | CY2005 | 0     | 0      | 0 | 0      | 0     | 0     | 0   |
| Miami-Dade | 1Q2005 | 7,610 | 26,449 | 0 | 13,423 | 4,803 | 1,313 | 207 |
|            | 2Q2005 | 7,875 | 27,356 | 0 | 12,199 | 4,783 | 1,364 | 191 |
|            | 3Q2005 | 7,940 | 26,836 | 0 | 11,362 | 5,179 | 1,375 | 188 |
|            | CY2005 | 7,821 | 26,995 | 0 | 10,579 | 5,497 | 1,646 | 201 |
| Monroe     | 1Q2005 | 0     | 0      | 0 | 0      | 0     | 0     | 0   |
|            | 2Q2005 | 0     | 0      | 0 | 0      | 0     | 0     | 0   |
|            | 3Q2005 | 0     | 0      | 0 | 0      | 0     | 0     | 0   |
|            | CY2005 | 0     | 0      | 0 | 0      | 0     | 0     | 0   |
| Nassau     | 1Q2005 | 0     | 0      | 0 | 0      | 0     | 0     | 0   |
|            | 2Q2005 | 0     | 0      | 0 | 0      | 0     | 0     | 0   |
|            | 3Q2005 | 0     | 0      | 0 | 0      | 0     | 0     | 0   |
|            | CY2005 | 0     | 0      | 0 | 0      | 0     | 0     | 0   |
| Okaloosa   | 1Q2005 | 0     | 0      | 0 | 0      | 0     | 0     | 0   |
|            | 2Q2005 | 0     | 0      | 0 | 0      | 0     | 0     | 0   |
|            | 3Q2005 | 0     | 0      | 0 | 0      | 0     | 0     | 0   |
|            | CY2005 | 0     | 0      | 0 | 0      | 0     | 0     | 0   |
| Okeechobee | 1Q2005 | 0     | 0      | 0 | 0      | 0     | 0     | 0   |
|            | 2Q2005 | 0     | 0      | 0 | 0      | 0     | 0     | 0   |
|            | 3Q2005 | 0     | 0      | 0 | 0      | 0     | 0     | 0   |
|            | CY2005 | 0     | 0      | 0 | 0      | 0     | 0     | 0   |
| Orange     | 1Q2005 | 0     | 0      | 0 | 0      | 0     | 0     | 0   |
|            | 2Q2005 | 0     | 0      | 0 | 0      | 0     | 0     | 0   |
|            | 3Q2005 | 0     | 0      | 0 | 0      | 0     | 0     | 0   |
|            | CY2005 | 0     | 0      | 0 | 0      | 0     | 0     | 0   |
| Osceola    | 1Q2005 | 0     | 0      | 0 | 0      | 0     | 0     | 0   |
|            | 2Q2005 | 0     | 0      | 0 | 0      | 0     | 0     | 0   |
|            | 3Q2005 | 0     | 0      | 0 | 0      | 0     | 0     | 0   |
|            | CY2005 | 0     | 0      | 0 | 0      | 0     | 0     | 0   |
| Other      | 1Q2005 | 0     | 0      | 0 | 0      | 0     | 0     | 0   |
|            | 2Q2005 | 0     | 0      | 0 | 0      | 0     | 0     | 0   |
|            | 3Q2005 | 0     | 0      | 0 | 0      | 0     | 0     | 0   |
|            | CY2005 | 0     | 0      | 0 | 0      | 0     | 0     | 0   |
| Palm Beach | 1Q2005 | 5,860 | 6,893  | 0 | 8,391  | 4,994 | 2,432 | 159 |
|            | 2Q2005 | 5,618 | 7,182  | 0 | 7,404  | 5,316 | 2,593 | 148 |
|            | 3Q2005 | 5,421 | 7,168  | 0 | 6,693  | 5,500 | 2,663 | 153 |
|            | CY2005 | 5,276 | 7,117  | 0 | 6,054  | 5,679 | 2,813 | 153 |

# Managed Care Enrollment by Company by Market Segment by County at Quarter End as of December 31, 2005

|            |        |     |       |   |     |   |   |    |
|------------|--------|-----|-------|---|-----|---|---|----|
| Pasco      | 1Q2005 | 0   | 0     | 0 | 0   | 0 | 0 | 0  |
|            | 2Q2005 | 0   | 0     | 0 | 0   | 0 | 0 | 0  |
|            | 3Q2005 | 0   | 0     | 0 | 0   | 0 | 0 | 0  |
|            | CY2005 | 0   | 0     | 0 | 0   | 0 | 0 | 0  |
| Pinellas   | 1Q2005 | 0   | 0     | 0 | 0   | 0 | 0 | 0  |
|            | 2Q2005 | 0   | 0     | 0 | 0   | 0 | 0 | 0  |
|            | 3Q2005 | 0   | 0     | 0 | 0   | 0 | 0 | 0  |
|            | CY2005 | 0   | 0     | 0 | 0   | 0 | 0 | 0  |
| Polk       | 1Q2005 | 0   | 0     | 0 | 0   | 0 | 0 | 0  |
|            | 2Q2005 | 0   | 0     | 0 | 0   | 0 | 0 | 0  |
|            | 3Q2005 | 0   | 0     | 0 | 0   | 0 | 0 | 0  |
|            | CY2005 | 0   | 0     | 0 | 0   | 0 | 0 | 0  |
| Putnam     | 1Q2005 | 0   | 0     | 0 | 0   | 0 | 0 | 0  |
|            | 2Q2005 | 0   | 0     | 0 | 0   | 0 | 0 | 0  |
|            | 3Q2005 | 0   | 0     | 0 | 0   | 0 | 0 | 0  |
|            | CY2005 | 0   | 0     | 0 | 0   | 0 | 0 | 0  |
| Santa Rosa | 1Q2005 | 970 | 2,920 | 0 | 0   | 0 | 0 | 0  |
|            | 2Q2005 | 907 | 2,865 | 0 | 0   | 0 | 0 | 0  |
|            | 3Q2005 | 834 | 2,872 | 0 | 0   | 0 | 0 | 0  |
|            | CY2005 | 801 | 2,824 | 0 | 0   | 0 | 0 | 0  |
| Sarasota   | 1Q2005 | 0   | 0     | 0 | 0   | 0 | 0 | 0  |
|            | 2Q2005 | 0   | 0     | 0 | 0   | 0 | 0 | 0  |
|            | 3Q2005 | 0   | 0     | 0 | 0   | 0 | 0 | 0  |
|            | CY2005 | 0   | 0     | 0 | 0   | 0 | 0 | 0  |
| Seminole   | 1Q2005 | 0   | 0     | 0 | 0   | 0 | 0 | 0  |
|            | 2Q2005 | 0   | 0     | 0 | 0   | 0 | 0 | 0  |
|            | 3Q2005 | 0   | 0     | 0 | 0   | 0 | 0 | 0  |
|            | CY2005 | 0   | 0     | 0 | 0   | 0 | 0 | 0  |
| St. Johns  | 1Q2005 | 0   | 0     | 0 | 0   | 0 | 0 | 0  |
|            | 2Q2005 | 0   | 0     | 0 | 0   | 0 | 0 | 0  |
|            | 3Q2005 | 0   | 0     | 0 | 0   | 0 | 0 | 0  |
|            | CY2005 | 0   | 0     | 0 | 0   | 0 | 0 | 0  |
| St. Lucie  | 1Q2005 | 74  | 214   | 0 | 0   | 1 | 0 | 1  |
|            | 2Q2005 | 62  | 214   | 0 | 0   | 0 | 0 | 1  |
|            | 3Q2005 | 64  | 233   | 0 | 0   | 0 | 0 | 1  |
|            | CY2005 | 69  | 226   | 0 | 0   | 0 | 0 | 2  |
| Sumter     | 1Q2005 | 0   | 0     | 0 | 0   | 0 | 0 | 0  |
|            | 2Q2005 | 0   | 0     | 0 | 0   | 0 | 0 | 0  |
|            | 3Q2005 | 0   | 0     | 0 | 0   | 0 | 0 | 0  |
|            | CY2005 | 0   | 0     | 0 | 0   | 0 | 0 | 0  |
| Suwannee   | 1Q2005 | 28  | 64    | 0 | 445 | 0 | 0 | 16 |
|            | 2Q2005 | 26  | 64    | 0 | 419 | 0 | 0 | 16 |
|            | 3Q2005 | 17  | 67    | 0 | 424 | 0 | 0 | 20 |
|            | CY2005 | 12  | 56    | 0 | 391 | 0 | 0 | 21 |
| Taylor     | 1Q2005 | 24  | 93    | 0 | 0   | 0 | 0 | 0  |
|            | 2Q2005 | 18  | 80    | 0 | 0   | 0 | 0 | 0  |
|            | 3Q2005 | 23  | 81    | 0 | 0   | 0 | 0 | 0  |
|            | CY2005 | 20  | 82    | 0 | 0   | 0 | 0 | 0  |
| Union      | 1Q2005 | 5   | 5     | 0 | 62  | 0 | 0 | 0  |
|            | 2Q2005 | 1   | 5     | 0 | 55  | 0 | 0 | 0  |
|            | 3Q2005 | 1   | 16    | 0 | 60  | 0 | 0 | 0  |
|            | CY2005 | 0   | 21    | 0 | 61  | 0 | 0 | 0  |

# Managed Care Enrollment by Company by Market Segment by County at Quarter End as of December 31, 2005

|            |        |     |       |   |   |     |   |    |
|------------|--------|-----|-------|---|---|-----|---|----|
| Volusia    | 1Q2005 | 0   | 0     | 0 | 0 | 0   | 0 | 0  |
|            | 2Q2005 | 0   | 0     | 0 | 0 | 0   | 0 | 0  |
|            | 3Q2005 | 0   | 0     | 0 | 0 | 0   | 0 | 0  |
|            | CY2005 | 0   | 0     | 0 | 0 | 0   | 0 | 0  |
| Wakulla    | 1Q2005 | 331 | 1,241 | 0 | 0 | 477 | 0 | 34 |
|            | 2Q2005 | 299 | 1,193 | 0 | 0 | 501 | 0 | 35 |
|            | 3Q2005 | 284 | 1,172 | 0 | 0 | 524 | 0 | 31 |
|            | CY2005 | 271 | 1,206 | 0 | 0 | 508 | 0 | 31 |
| Walton     | 1Q2005 | 0   | 0     | 0 | 0 | 0   | 0 | 0  |
|            | 2Q2005 | 0   | 0     | 0 | 0 | 0   | 0 | 0  |
|            | 3Q2005 | 0   | 0     | 0 | 0 | 0   | 0 | 0  |
|            | CY2005 | 0   | 0     | 0 | 0 | 0   | 0 | 0  |
| Washington | 1Q2005 | 0   | 0     | 0 | 0 | 0   | 0 | 0  |
|            | 2Q2005 | 0   | 0     | 0 | 0 | 0   | 0 | 0  |
|            | 3Q2005 | 0   | 0     | 0 | 0 | 0   | 0 | 0  |
|            | CY2005 | 0   | 0     | 0 | 0 | 0   | 0 | 0  |

# Managed Care Enrollment by Company by Market Segment by County at Quarter End as of December 31, 2005

| WELLCARE OF FLORIDA, INC. |        | NAIC Company Code |             |            |              |          |          | 95081             |
|---------------------------|--------|-------------------|-------------|------------|--------------|----------|----------|-------------------|
|                           |        | SMALL GROUP       | LARGE GROUP | INDIVIDUAL | HEALTHY KIDS | MEDICAID | MEDICARE | FEDERAL EMPLOYEES |
| Alachua                   | 1Q2005 | 0                 | 0           | 0          | 0            | 0        | 0        | 0                 |
|                           | 2Q2005 | 0                 | 0           | 0          | 0            | 0        | 0        | 0                 |
|                           | 3Q2005 | 0                 | 0           | 0          | 0            | 0        | 0        | 0                 |
|                           | CY2005 | 0                 | 0           | 0          | 0            | 0        | 0        | 0                 |
| Baker                     | 1Q2005 | 0                 | 0           | 0          | 0            | 0        | 0        | 0                 |
|                           | 2Q2005 | 0                 | 0           | 0          | 0            | 0        | 0        | 0                 |
|                           | 3Q2005 | 0                 | 0           | 0          | 0            | 0        | 0        | 0                 |
|                           | CY2005 | 0                 | 0           | 0          | 0            | 0        | 0        | 0                 |
| Bay                       | 1Q2005 | 0                 | 0           | 0          | 0            | 0        | 0        | 0                 |
|                           | 2Q2005 | 0                 | 0           | 0          | 0            | 0        | 0        | 0                 |
|                           | 3Q2005 | 0                 | 0           | 0          | 0            | 0        | 0        | 0                 |
|                           | CY2005 | 0                 | 0           | 0          | 0            | 0        | 0        | 0                 |
| Bradford                  | 1Q2005 | 0                 | 0           | 0          | 0            | 0        | 0        | 0                 |
|                           | 2Q2005 | 0                 | 0           | 0          | 0            | 0        | 0        | 0                 |
|                           | 3Q2005 | 0                 | 0           | 0          | 0            | 0        | 0        | 0                 |
|                           | CY2005 | 0                 | 0           | 0          | 0            | 0        | 0        | 0                 |
| Brevard                   | 1Q2005 | 0                 | 0           | 0          | 5,065        | 11,723   | 222      | 0                 |
|                           | 2Q2005 | 0                 | 0           | 0          | 4,742        | 11,868   | 391      | 0                 |
|                           | 3Q2005 | 0                 | 0           | 0          | 4,674        | 11,519   | 663      | 0                 |
|                           | CY2005 | 0                 | 0           | 0          | 4,511        | 10,986   | 696      | 0                 |
| Broward                   | 1Q2005 | 0                 | 0           | 0          | 7,043        | 19,446   | 251      | 0                 |
|                           | 2Q2005 | 0                 | 0           | 0          | 7,089        | 20,527   | 340      | 0                 |
|                           | 3Q2005 | 0                 | 0           | 0          | 7,395        | 21,456   | 819      | 0                 |
|                           | CY2005 | 0                 | 0           | 0          | 7,184        | 21,736   | 817      | 0                 |
| Calhoun                   | 1Q2005 | 0                 | 0           | 0          | 0            | 0        | 0        | 0                 |
|                           | 2Q2005 | 0                 | 0           | 0          | 0            | 0        | 0        | 0                 |
|                           | 3Q2005 | 0                 | 0           | 0          | 0            | 0        | 0        | 0                 |
|                           | CY2005 | 0                 | 0           | 0          | 0            | 0        | 0        | 0                 |
| Charlotte                 | 1Q2005 | 0                 | 0           | 0          | 1,804        | 0        | 0        | 0                 |
|                           | 2Q2005 | 0                 | 0           | 0          | 1,699        | 0        | 0        | 0                 |
|                           | 3Q2005 | 0                 | 0           | 0          | 1,688        | 0        | 56       | 0                 |
|                           | CY2005 | 0                 | 0           | 0          | 1,558        | 0        | 103      | 0                 |
| Citrus                    | 1Q2005 | 0                 | 0           | 0          | 0            | 0        | 0        | 0                 |
|                           | 2Q2005 | 0                 | 0           | 0          | 0            | 0        | 0        | 0                 |
|                           | 3Q2005 | 0                 | 0           | 0          | 0            | 0        | 0        | 0                 |
|                           | CY2005 | 0                 | 0           | 0          | 0            | 0        | 0        | 0                 |
| Clay                      | 1Q2005 | 0                 | 0           | 0          | 0            | 0        | 0        | 0                 |
|                           | 2Q2005 | 0                 | 0           | 0          | 0            | 0        | 0        | 0                 |
|                           | 3Q2005 | 0                 | 0           | 0          | 0            | 0        | 101      | 0                 |
|                           | CY2005 | 0                 | 0           | 0          | 0            | 0        | 204      | 0                 |
| Collier                   | 1Q2005 | 0                 | 0           | 0          | 4,588        | 0        | 0        | 0                 |
|                           | 2Q2005 | 0                 | 0           | 0          | 4,291        | 0        | 0        | 0                 |
|                           | 3Q2005 | 0                 | 0           | 0          | 4,175        | 0        | 0        | 0                 |
|                           | CY2005 | 0                 | 0           | 0          | 3,911        | 0        | 0        | 0                 |
| Columbia                  | 1Q2005 | 0                 | 0           | 0          | 0            | 0        | 0        | 0                 |
|                           | 2Q2005 | 0                 | 0           | 0          | 0            | 0        | 0        | 0                 |
|                           | 3Q2005 | 0                 | 0           | 0          | 0            | 0        | 0        | 0                 |
|                           | CY2005 | 0                 | 0           | 0          | 0            | 0        | 0        | 0                 |

# Managed Care Enrollment by Company by Market Segment by County at Quarter End as of December 31, 2005

|           |        |   |   |   |     |   |       |   |
|-----------|--------|---|---|---|-----|---|-------|---|
| De Soto   | 1Q2005 | 0 | 0 | 0 | 426 | 0 | 0     | 0 |
|           | 2Q2005 | 0 | 0 | 0 | 376 | 0 | 0     | 0 |
|           | 3Q2005 | 0 | 0 | 0 | 351 | 0 | 0     | 0 |
|           | CY2005 | 0 | 0 | 0 | 314 | 0 | 0     | 0 |
| Dixie     | 1Q2005 | 0 | 0 | 0 | 0   | 0 | 0     | 0 |
|           | 2Q2005 | 0 | 0 | 0 | 0   | 0 | 0     | 0 |
|           | 3Q2005 | 0 | 0 | 0 | 0   | 0 | 0     | 0 |
|           | CY2005 | 0 | 0 | 0 | 0   | 0 | 0     | 0 |
| Duval     | 1Q2005 | 0 | 0 | 0 | 0   | 0 | 0     | 0 |
|           | 2Q2005 | 0 | 0 | 0 | 0   | 0 | 493   | 0 |
|           | 3Q2005 | 0 | 0 | 0 | 0   | 0 | 1,222 | 0 |
|           | CY2005 | 0 | 0 | 0 | 0   | 0 | 1,537 | 0 |
| Escambia  | 1Q2005 | 0 | 0 | 0 | 0   | 0 | 2,862 | 0 |
|           | 2Q2005 | 0 | 0 | 0 | 0   | 0 | 2,920 | 0 |
|           | 3Q2005 | 0 | 0 | 0 | 0   | 0 | 3,033 | 0 |
|           | CY2005 | 0 | 0 | 0 | 0   | 0 | 3,089 | 0 |
| Flagler   | 1Q2005 | 0 | 0 | 0 | 0   | 0 | 0     | 0 |
|           | 2Q2005 | 0 | 0 | 0 | 0   | 0 | 0     | 0 |
|           | 3Q2005 | 0 | 0 | 0 | 0   | 0 | 0     | 0 |
|           | CY2005 | 0 | 0 | 0 | 0   | 0 | 0     | 0 |
| Franklin  | 1Q2005 | 0 | 0 | 0 | 0   | 0 | 0     | 0 |
|           | 2Q2005 | 0 | 0 | 0 | 0   | 0 | 0     | 0 |
|           | 3Q2005 | 0 | 0 | 0 | 0   | 0 | 0     | 0 |
|           | CY2005 | 0 | 0 | 0 | 0   | 0 | 0     | 0 |
| Gadsden   | 1Q2005 | 0 | 0 | 0 | 0   | 0 | 0     | 0 |
|           | 2Q2005 | 0 | 0 | 0 | 0   | 0 | 0     | 0 |
|           | 3Q2005 | 0 | 0 | 0 | 0   | 0 | 0     | 0 |
|           | CY2005 | 0 | 0 | 0 | 0   | 0 | 0     | 0 |
| Gilchrist | 1Q2005 | 0 | 0 | 0 | 0   | 0 | 0     | 0 |
|           | 2Q2005 | 0 | 0 | 0 | 0   | 0 | 0     | 0 |
|           | 3Q2005 | 0 | 0 | 0 | 0   | 0 | 0     | 0 |
|           | CY2005 | 0 | 0 | 0 | 0   | 0 | 0     | 0 |
| Glades    | 1Q2005 | 0 | 0 | 0 | 0   | 0 | 0     | 0 |
|           | 2Q2005 | 0 | 0 | 0 | 0   | 0 | 0     | 0 |
|           | 3Q2005 | 0 | 0 | 0 | 0   | 0 | 0     | 0 |
|           | CY2005 | 0 | 0 | 0 | 0   | 0 | 0     | 0 |
| Gulf      | 1Q2005 | 0 | 0 | 0 | 0   | 0 | 0     | 0 |
|           | 2Q2005 | 0 | 0 | 0 | 0   | 0 | 0     | 0 |
|           | 3Q2005 | 0 | 0 | 0 | 0   | 0 | 0     | 0 |
|           | CY2005 | 0 | 0 | 0 | 0   | 0 | 0     | 0 |
| Hamilton  | 1Q2005 | 0 | 0 | 0 | 0   | 0 | 0     | 0 |
|           | 2Q2005 | 0 | 0 | 0 | 0   | 0 | 0     | 0 |
|           | 3Q2005 | 0 | 0 | 0 | 0   | 0 | 0     | 0 |
|           | CY2005 | 0 | 0 | 0 | 0   | 0 | 0     | 0 |
| Hardee    | 1Q2005 | 0 | 0 | 0 | 0   | 0 | 0     | 0 |
|           | 2Q2005 | 0 | 0 | 0 | 0   | 0 | 0     | 0 |
|           | 3Q2005 | 0 | 0 | 0 | 0   | 0 | 0     | 0 |
|           | CY2005 | 0 | 0 | 0 | 0   | 0 | 0     | 0 |
| Hendry    | 1Q2005 | 0 | 0 | 0 | 0   | 0 | 0     | 0 |
|           | 2Q2005 | 0 | 0 | 0 | 0   | 0 | 0     | 0 |
|           | 3Q2005 | 0 | 0 | 0 | 0   | 0 | 0     | 0 |
|           | CY2005 | 0 | 0 | 0 | 0   | 0 | 0     | 0 |

# Managed Care Enrollment by Company by Market Segment by County at Quarter End as of December 31, 2005

|              |        |   |   |   |       |        |       |   |
|--------------|--------|---|---|---|-------|--------|-------|---|
| Hernando     | 1Q2005 | 0 | 0 | 0 | 2,042 | 8,096  | 6,145 | 0 |
|              | 2Q2005 | 0 | 0 | 0 | 1,948 | 8,256  | 6,291 | 0 |
|              | 3Q2005 | 0 | 0 | 0 | 1,961 | 8,527  | 6,640 | 0 |
|              | CY2005 | 0 | 0 | 0 | 1,947 | 8,224  | 7,042 | 0 |
| Highlands    | 1Q2005 | 0 | 0 | 0 | 0     | 0      | 0     | 0 |
|              | 2Q2005 | 0 | 0 | 0 | 0     | 0      | 0     | 0 |
|              | 3Q2005 | 0 | 0 | 0 | 0     | 0      | 0     | 0 |
|              | CY2005 | 0 | 0 | 0 | 0     | 0      | 0     | 0 |
| Hillsborough | 1Q2005 | 0 | 0 | 0 | 732   | 22,026 | 3,970 | 0 |
|              | 2Q2005 | 0 | 0 | 0 | 853   | 21,853 | 4,022 | 0 |
|              | 3Q2005 | 0 | 0 | 0 | 1,009 | 21,388 | 4,115 | 0 |
|              | CY2005 | 0 | 0 | 0 | 1,164 | 21,235 | 4,044 | 0 |
| Holmes       | 1Q2005 | 0 | 0 | 0 | 0     | 0      | 0     | 0 |
|              | 2Q2005 | 0 | 0 | 0 | 0     | 0      | 0     | 0 |
|              | 3Q2005 | 0 | 0 | 0 | 0     | 0      | 0     | 0 |
|              | CY2005 | 0 | 0 | 0 | 0     | 0      | 0     | 0 |
| Indian River | 1Q2005 | 0 | 0 | 0 | 0     | 0      | 0     | 0 |
|              | 2Q2005 | 0 | 0 | 0 | 0     | 0      | 0     | 0 |
|              | 3Q2005 | 0 | 0 | 0 | 0     | 0      | 0     | 0 |
|              | CY2005 | 0 | 0 | 0 | 0     | 0      | 0     | 0 |
| Jackson      | 1Q2005 | 0 | 0 | 0 | 0     | 0      | 0     | 0 |
|              | 2Q2005 | 0 | 0 | 0 | 0     | 0      | 0     | 0 |
|              | 3Q2005 | 0 | 0 | 0 | 0     | 0      | 0     | 0 |
|              | CY2005 | 0 | 0 | 0 | 0     | 0      | 0     | 0 |
| Jefferson    | 1Q2005 | 0 | 0 | 0 | 0     | 0      | 0     | 0 |
|              | 2Q2005 | 0 | 0 | 0 | 0     | 0      | 0     | 0 |
|              | 3Q2005 | 0 | 0 | 0 | 0     | 0      | 0     | 0 |
|              | CY2005 | 0 | 0 | 0 | 0     | 0      | 0     | 0 |
| Lafayette    | 1Q2005 | 0 | 0 | 0 | 0     | 0      | 0     | 0 |
|              | 2Q2005 | 0 | 0 | 0 | 0     | 0      | 0     | 0 |
|              | 3Q2005 | 0 | 0 | 0 | 0     | 0      | 0     | 0 |
|              | CY2005 | 0 | 0 | 0 | 0     | 0      | 0     | 0 |
| Lake         | 1Q2005 | 0 | 0 | 0 | 0     | 0      | 0     | 0 |
|              | 2Q2005 | 0 | 0 | 0 | 0     | 0      | 0     | 0 |
|              | 3Q2005 | 0 | 0 | 0 | 0     | 0      | 0     | 0 |
|              | CY2005 | 0 | 0 | 0 | 0     | 0      | 0     | 0 |
| Lee          | 1Q2005 | 0 | 0 | 0 | 6,810 | 9,773  | 0     | 0 |
|              | 2Q2005 | 0 | 0 | 0 | 6,369 | 10,592 | 0     | 0 |
|              | 3Q2005 | 0 | 0 | 0 | 6,425 | 12,363 | 0     | 0 |
|              | CY2005 | 0 | 0 | 0 | 6,229 | 13,255 | 0     | 0 |
| Leon         | 1Q2005 | 0 | 0 | 0 | 0     | 0      | 0     | 0 |
|              | 2Q2005 | 0 | 0 | 0 | 0     | 0      | 0     | 0 |
|              | 3Q2005 | 0 | 0 | 0 | 0     | 0      | 0     | 0 |
|              | CY2005 | 0 | 0 | 0 | 0     | 0      | 0     | 0 |
| Levy         | 1Q2005 | 0 | 0 | 0 | 0     | 0      | 0     | 0 |
|              | 2Q2005 | 0 | 0 | 0 | 0     | 0      | 0     | 0 |
|              | 3Q2005 | 0 | 0 | 0 | 0     | 0      | 0     | 0 |
|              | CY2005 | 0 | 0 | 0 | 0     | 0      | 0     | 0 |
| Liberty      | 1Q2005 | 0 | 0 | 0 | 0     | 0      | 0     | 0 |
|              | 2Q2005 | 0 | 0 | 0 | 0     | 0      | 0     | 0 |
|              | 3Q2005 | 0 | 0 | 0 | 0     | 0      | 0     | 0 |
|              | CY2005 | 0 | 0 | 0 | 0     | 0      | 0     | 0 |

# Managed Care Enrollment by Company by Market Segment by County at Quarter End as of December 31, 2005

|            |        |   |   |   |        |        |       |   |
|------------|--------|---|---|---|--------|--------|-------|---|
| Madison    | 1Q2005 | 0 | 0 | 0 | 0      | 0      | 0     | 0 |
|            | 2Q2005 | 0 | 0 | 0 | 0      | 0      | 0     | 0 |
|            | 3Q2005 | 0 | 0 | 0 | 0      | 0      | 0     | 0 |
|            | CY2005 | 0 | 0 | 0 | 0      | 0      | 0     | 0 |
| Manatee    | 1Q2005 | 0 | 0 | 0 | 2,534  | 7,920  | 0     | 0 |
|            | 2Q2005 | 0 | 0 | 0 | 2,353  | 7,869  | 34    | 0 |
|            | 3Q2005 | 0 | 0 | 0 | 2,370  | 7,780  | 131   | 0 |
|            | CY2005 | 0 | 0 | 0 | 2,254  | 7,622  | 137   | 0 |
| Marion     | 1Q2005 | 0 | 0 | 0 | 0      | 0      | 0     | 0 |
|            | 2Q2005 | 0 | 0 | 0 | 0      | 0      | 0     | 0 |
|            | 3Q2005 | 0 | 0 | 0 | 0      | 0      | 0     | 0 |
|            | CY2005 | 0 | 0 | 0 | 0      | 0      | 0     | 0 |
| Martin     | 1Q2005 | 0 | 0 | 0 | 0      | 0      | 0     | 0 |
|            | 2Q2005 | 0 | 0 | 0 | 0      | 0      | 0     | 0 |
|            | 3Q2005 | 0 | 0 | 0 | 0      | 0      | 0     | 0 |
|            | CY2005 | 0 | 0 | 0 | 0      | 0      | 0     | 0 |
| Miami-Dade | 1Q2005 | 0 | 0 | 0 | 13,400 | 19,946 | 8,926 | 0 |
|            | 2Q2005 | 0 | 0 | 0 | 13,189 | 21,222 | 8,822 | 0 |
|            | 3Q2005 | 0 | 0 | 0 | 13,430 | 21,696 | 9,723 | 0 |
|            | CY2005 | 0 | 0 | 0 | 12,788 | 21,557 | 9,483 | 0 |
| Monroe     | 1Q2005 | 0 | 0 | 0 | 0      | 0      | 0     | 0 |
|            | 2Q2005 | 0 | 0 | 0 | 0      | 0      | 0     | 0 |
|            | 3Q2005 | 0 | 0 | 0 | 0      | 0      | 0     | 0 |
|            | CY2005 | 0 | 0 | 0 | 0      | 0      | 0     | 0 |
| Nassau     | 1Q2005 | 0 | 0 | 0 | 0      | 0      | 0     | 0 |
|            | 2Q2005 | 0 | 0 | 0 | 0      | 0      | 0     | 0 |
|            | 3Q2005 | 0 | 0 | 0 | 0      | 0      | 0     | 0 |
|            | CY2005 | 0 | 0 | 0 | 0      | 0      | 0     | 0 |
| Okaloosa   | 1Q2005 | 0 | 0 | 0 | 0      | 0      | 0     | 0 |
|            | 2Q2005 | 0 | 0 | 0 | 0      | 0      | 0     | 0 |
|            | 3Q2005 | 0 | 0 | 0 | 0      | 0      | 30    | 0 |
|            | CY2005 | 0 | 0 | 0 | 0      | 0      | 59    | 0 |
| Okeechobee | 1Q2005 | 0 | 0 | 0 | 0      | 0      | 0     | 0 |
|            | 2Q2005 | 0 | 0 | 0 | 0      | 0      | 0     | 0 |
|            | 3Q2005 | 0 | 0 | 0 | 0      | 0      | 0     | 0 |
|            | CY2005 | 0 | 0 | 0 | 0      | 0      | 0     | 0 |
| Orange     | 1Q2005 | 0 | 0 | 0 | 3,572  | 29,534 | 7,205 | 0 |
|            | 2Q2005 | 0 | 0 | 0 | 3,321  | 29,444 | 7,424 | 0 |
|            | 3Q2005 | 0 | 0 | 0 | 3,317  | 28,432 | 8,351 | 0 |
|            | CY2005 | 0 | 0 | 0 | 3,358  | 27,533 | 8,888 | 0 |
| Osceola    | 1Q2005 | 0 | 0 | 0 | 3,265  | 8,480  | 3,630 | 0 |
|            | 2Q2005 | 0 | 0 | 0 | 3,027  | 8,615  | 3,653 | 0 |
|            | 3Q2005 | 0 | 0 | 0 | 3,106  | 8,796  | 3,990 | 0 |
|            | CY2005 | 0 | 0 | 0 | 3,101  | 8,797  | 4,228 | 0 |
| Other      | 1Q2005 | 0 | 0 | 0 | 0      | 0      | 0     | 0 |
|            | 2Q2005 | 0 | 0 | 0 | 0      | 0      | 0     | 0 |
|            | 3Q2005 | 0 | 0 | 0 | 0      | 0      | 0     | 0 |
|            | CY2005 | 0 | 0 | 0 | 0      | 0      | 0     | 0 |
| Palm Beach | 1Q2005 | 0 | 0 | 0 | 2,624  | 9,486  | 942   | 0 |
|            | 2Q2005 | 0 | 0 | 0 | 2,784  | 9,832  | 926   | 0 |
|            | 3Q2005 | 0 | 0 | 0 | 3,035  | 9,711  | 1,063 | 0 |
|            | CY2005 | 0 | 0 | 0 | 3,123  | 9,486  | 1,182 | 0 |

# Managed Care Enrollment by Company by Market Segment by County at Quarter End as of December 31, 2005

|            |        |   |   |   |       |        |       |   |
|------------|--------|---|---|---|-------|--------|-------|---|
| Pasco      | 1Q2005 | 0 | 0 | 0 | 0     | 4,644  | 5,255 | 0 |
|            | 2Q2005 | 0 | 0 | 0 | 0     | 4,739  | 5,391 | 0 |
|            | 3Q2005 | 0 | 0 | 0 | 0     | 4,787  | 5,314 | 0 |
|            | CY2005 | 0 | 0 | 0 | 0     | 5,010  | 5,160 | 0 |
| Pinellas   | 1Q2005 | 0 | 0 | 0 | 572   | 8,611  | 6,183 | 0 |
|            | 2Q2005 | 0 | 0 | 0 | 608   | 8,244  | 6,155 | 0 |
|            | 3Q2005 | 0 | 0 | 0 | 787   | 8,241  | 6,537 | 0 |
|            | CY2005 | 0 | 0 | 0 | 805   | 8,154  | 6,564 | 0 |
| Polk       | 1Q2005 | 0 | 0 | 0 | 0     | 17,969 | 0     | 0 |
|            | 2Q2005 | 0 | 0 | 0 | 0     | 18,077 | 103   | 0 |
|            | 3Q2005 | 0 | 0 | 0 | 0     | 18,110 | 639   | 0 |
|            | CY2005 | 0 | 0 | 0 | 0     | 18,354 | 974   | 0 |
| Putnam     | 1Q2005 | 0 | 0 | 0 | 0     | 0      | 0     | 0 |
|            | 2Q2005 | 0 | 0 | 0 | 0     | 0      | 0     | 0 |
|            | 3Q2005 | 0 | 0 | 0 | 0     | 0      | 0     | 0 |
|            | CY2005 | 0 | 0 | 0 | 0     | 0      | 0     | 0 |
| Santa Rosa | 1Q2005 | 0 | 0 | 0 | 0     | 0      | 1,543 | 0 |
|            | 2Q2005 | 0 | 0 | 0 | 0     | 0      | 1,573 | 0 |
|            | 3Q2005 | 0 | 0 | 0 | 0     | 0      | 1,625 | 0 |
|            | CY2005 | 0 | 0 | 0 | 0     | 0      | 1,612 | 0 |
| Sarasota   | 1Q2005 | 0 | 0 | 0 | 4,074 | 3,708  | 0     | 0 |
|            | 2Q2005 | 0 | 0 | 0 | 3,688 | 3,956  | 0     | 0 |
|            | 3Q2005 | 0 | 0 | 0 | 3,508 | 4,161  | 12    | 0 |
|            | CY2005 | 0 | 0 | 0 | 3,387 | 4,318  | 17    | 0 |
| Seminole   | 1Q2005 | 0 | 0 | 0 | 4,126 | 4,823  | 3,222 | 0 |
|            | 2Q2005 | 0 | 0 | 0 | 3,860 | 5,137  | 3,270 | 0 |
|            | 3Q2005 | 0 | 0 | 0 | 3,922 | 5,176  | 3,420 | 0 |
|            | CY2005 | 0 | 0 | 0 | 3,797 | 5,128  | 3,562 | 0 |
| St. Johns  | 1Q2005 | 0 | 0 | 0 | 0     | 0      | 0     | 0 |
|            | 2Q2005 | 0 | 0 | 0 | 0     | 0      | 0     | 0 |
|            | 3Q2005 | 0 | 0 | 0 | 0     | 0      | 0     | 0 |
|            | CY2005 | 0 | 0 | 0 | 0     | 0      | 0     | 0 |
| St. Lucie  | 1Q2005 | 0 | 0 | 0 | 0     | 0      | 0     | 0 |
|            | 2Q2005 | 0 | 0 | 0 | 0     | 0      | 0     | 0 |
|            | 3Q2005 | 0 | 0 | 0 | 0     | 0      | 0     | 0 |
|            | CY2005 | 0 | 0 | 0 | 0     | 0      | 0     | 0 |
| Sumter     | 1Q2005 | 0 | 0 | 0 | 0     | 0      | 0     | 0 |
|            | 2Q2005 | 0 | 0 | 0 | 0     | 0      | 0     | 0 |
|            | 3Q2005 | 0 | 0 | 0 | 0     | 0      | 0     | 0 |
|            | CY2005 | 0 | 0 | 0 | 0     | 0      | 0     | 0 |
| Suwannee   | 1Q2005 | 0 | 0 | 0 | 0     | 0      | 0     | 0 |
|            | 2Q2005 | 0 | 0 | 0 | 0     | 0      | 0     | 0 |
|            | 3Q2005 | 0 | 0 | 0 | 0     | 0      | 0     | 0 |
|            | CY2005 | 0 | 0 | 0 | 0     | 0      | 0     | 0 |
| Taylor     | 1Q2005 | 0 | 0 | 0 | 0     | 0      | 0     | 0 |
|            | 2Q2005 | 0 | 0 | 0 | 0     | 0      | 0     | 0 |
|            | 3Q2005 | 0 | 0 | 0 | 0     | 0      | 0     | 0 |
|            | CY2005 | 0 | 0 | 0 | 0     | 0      | 0     | 0 |
| Union      | 1Q2005 | 0 | 0 | 0 | 0     | 0      | 0     | 0 |
|            | 2Q2005 | 0 | 0 | 0 | 0     | 0      | 0     | 0 |
|            | 3Q2005 | 0 | 0 | 0 | 0     | 0      | 0     | 0 |
|            | CY2005 | 0 | 0 | 0 | 0     | 0      | 0     | 0 |

# Managed Care Enrollment by Company by Market Segment by County at Quarter End as of December 31, 2005

|            |        |   |   |   |   |   |   |   |
|------------|--------|---|---|---|---|---|---|---|
| Volusia    | 1Q2005 | 0 | 0 | 0 | 0 | 0 | 0 | 0 |
|            | 2Q2005 | 0 | 0 | 0 | 0 | 0 | 0 | 0 |
|            | 3Q2005 | 0 | 0 | 0 | 0 | 0 | 0 | 0 |
|            | CY2005 | 0 | 0 | 0 | 0 | 0 | 0 | 0 |
| Wakulla    | 1Q2005 | 0 | 0 | 0 | 0 | 0 | 0 | 0 |
|            | 2Q2005 | 0 | 0 | 0 | 0 | 0 | 0 | 0 |
|            | 3Q2005 | 0 | 0 | 0 | 0 | 0 | 0 | 0 |
|            | CY2005 | 0 | 0 | 0 | 0 | 0 | 0 | 0 |
| Walton     | 1Q2005 | 0 | 0 | 0 | 0 | 0 | 0 | 0 |
|            | 2Q2005 | 0 | 0 | 0 | 0 | 0 | 0 | 0 |
|            | 3Q2005 | 0 | 0 | 0 | 0 | 0 | 0 | 0 |
|            | CY2005 | 0 | 0 | 0 | 0 | 0 | 0 | 0 |
| Washington | 1Q2005 | 0 | 0 | 0 | 0 | 0 | 0 | 0 |
|            | 2Q2005 | 0 | 0 | 0 | 0 | 0 | 0 | 0 |
|            | 3Q2005 | 0 | 0 | 0 | 0 | 0 | 0 | 0 |
|            | CY2005 | 0 | 0 | 0 | 0 | 0 | 0 | 0 |

# Managed Care Enrollment by Carrier by Market Segment as of December 31, 2005

|   | TOTAL     | SMALL GROUP | LARGE GROUP | INDIVIDUAL | HEALTHY KIDS | MEDICAID | MEDICARE | FEDERAL EMPLOYEES |
|---|-----------|-------------|-------------|------------|--------------|----------|----------|-------------------|
| Statewide Totals                            | 3,873,355 | 542,358     | 1,608,857   | 101,638    | 181,058      | 805,315  | 613,751  | 20,378            |
| AETNA HEALTH INC.                           | 581,346   | 204,540     | 376,778     | 0          | 0            | 0        | 28       | 0                 |
| AMERICAN PIONEER HEALTH PLANS, INC.         |           |             |             |            |              |          |          |                   |
| AMERICA'S HEALTH CHOICE MEDICAL PLANS, INC. | 15,290    | 0           | 0           | 0          | 0            | 86       | 15,204   | 0                 |
| AMERIGROUP FLORIDA, INC.                    | 218,592   | 0           | 0           | 0          | 54,349       | 164,243  | 0        | 0                 |
| AVMED, INC.                                 | 200,536   | 2,808       | 173,362     | 0          | 0            | 0        | 20,013   | 4,353             |
| CAPITAL HEALTH PLAN, INC.                   | 112,560   | 18,442      | 85,979      | 0          | 0            | 0        | 5,678    | 2,461             |
| CAREPLUS HEALTH PLANS, INC.                 | 49,602    | 0           | 0           | 0          | 0            | 0        | 49,602   | 0                 |
| CIGNA HEALTHCARE OF FLORIDA, INC.           | 82,519    | 0           | 82,519      | 0          | 0            | 0        | 0        | 0                 |
| CITRUS HEALTH CARE, INC.                    | 13,328    | 0           | 0           | 1,165      | 0            | 11,672   | 491      | 0                 |
| DOCTORCARE, INC.                            | 5,359     | 0           | 0           | 0          | 0            | 0        | 5,359    | 0                 |
| FLORIDA HEALTH CARE PLAN, INC.              | 64,588    | 5,876       | 34,523      | 0          | 7,479        | 0        | 16,710   | 0                 |
| FREEDOM HEALTH, INC.                        | 1,328     | 0           | 0           | 0          | 0            | 0        | 1,328    | 0                 |
| GREAT-WEST HEALTHCARE OF FLORIDA, INC.      | 1,075     | 0           | 1,075       | 0          | 0            | 0        | 0        | 0                 |
| HEALTH FIRST HEALTH PLANS, INC.             | 52,351    | 16,964      | 15,832      | 0          | 0            | 0        | 19,555   | 0                 |
| HEALTH OPTIONS, INC.                        | 430,346   | 99,866      | 290,491     | 17,287     | 1,400        | 0        | 21,302   | 0                 |
| HEALTHSEASE OF FLORIDA, INC.                | 232,299   | 0           | 0           | 0          | 11,455       | 220,844  | 0        | 0                 |
| HEALTHSUN HEALTH PLANS, INC.                | 1,278     | 0           | 0           | 0          | 0            | 0        | 1,278    | 0                 |
| HEALTHY PALM BEACHES, INC.                  | 5,063     | 0           | 0           | 0          | 0            | 5,063    | 0        | 0                 |
| HUMANA MEDICAL PLAN, INC.                   | 465,552   | 15,357      | 141,764     | 551        | 0            | 54,801   | 243,478  | 9,601             |
| LEON MEDICAL CENTERS HEALTH PLANS, INC.     | 19,465    | 0           | 0           | 0          | 0            | 0        | 19,465   | 0                 |
| MEDICA HEALTHCARE PLANS, INC.               | 5,549     | 0           | 0           | 0          | 0            | 0        | 5,549    | 0                 |
| METCARE HEALTH PLANS, INC.                  | 1,401     | 0           | 0           | 0          | 0            | 0        | 1,401    | 0                 |
| NEIGHBORHOOD HEALTH PARTNERSHIP, INC.       | 129,756   | 87,438      | 42,318      | 0          | 0            | 0        | 0        | 0                 |
| OPTIMUM HEALTHCARE, INC.                    | 0         | 0           | 0           | 0          | 0            | 0        | 0        | 0                 |

## Managed Care Enrollment by Carrier by Market Segment as of December 31, 2005

|   | TOTAL   | SMALL GROUP | LARGE GROUP | INDIVIDUAL | HEALTHY KIDS | MEDICAID | MEDICARE | FEDERAL EMPLOYEES |
|---|---------|-------------|-------------|------------|--------------|----------|----------|-------------------|
| PARTNERCARE HEALTH PLAN, INC            | 0       | 0           | 0           | 0          | 0            | 0        | 0        | 0                 |
| PHYSICIANS UNITED PLAN, INC.            | 0       | 0           | 0           | 0          | 0            | 0        | 0        | 0                 |
| PREFERRED CARE PARTNERS, INC.           | 23,432  | 0           | 0           | 0          | 0            | 0        | 23,432   | 0                 |
| PREFERRED MEDICAL PLAN, INC.            | 57,551  | 0           | 0           | 40,856     | 0            | 16,695   | 0        | 0                 |
| QUALITY HEALTH PLANS, INC.              | 5,618   | 0           | 0           | 0          | 0            | 0        | 5,618    | 0                 |
| SUMMIT HEALTH PLAN, INC.                | 0       | 0           | 0           | 0          | 0            | 0        | 0        | 0                 |
| SUNCOAST PHYSICIAN HEALTH PLAN, INC.    | 0       | 0           | 0           | 0          | 0            | 0        | 0        | 0                 |
| THE PUBLIC HEALTH TRUST OF DADE COUNTY  | 26,636  | 0           | 11,841      | 0          | 0            | 14,795   | 0        | 0                 |
| TOTAL HEALTH CHOICE, INC.               | 11,398  | 691         | 1,807       | 8,900      | 0            | 0        | 0        | 0                 |
| UNITED HEALTHCARE OF FLORIDA, INC.      | 433,619 | 55,898      | 232,171     | 2,718      | 10,275       | 78,843   | 53,714   | 0                 |
| UNIVERSAL HEALTH CARE, INC.             | 20,897  | 0           | 0           | 13         | 185          | 1,062    | 19,637   | 0                 |
| VISTA HEALTHPLAN OF SOUTH FLORIDA, INC. | 76,488  | 375         | 8,494       | 30,148     | 0            | 15,166   | 19,537   | 2,768             |
| VISTA HEALTHPLAN, INC.                  | 218,309 | 34,103      | 109,903     | 0          | 36,484       | 30,650   | 5,974    | 1,195             |
| WELLCARE OF FLORIDA, INC.               | 310,224 | 0           | 0           | 0          | 59,431       | 191,395  | 59,398   | 0                 |

## 3Q2005 Managed Care Enrollment by Carrier by Market Segment

|   | TOTAL     | SMALL GROUP | LARGE GROUP | INDIVIDUAL | HEALTHY KIDS | MEDICAID | MEDICARE | FEDERAL EMPLOYEES |
|---|-----------|-------------|-------------|------------|--------------|----------|----------|-------------------|
| STATEWIDE TOTALS                            | 3,843,780 | 552,758     | 1,592,711   | 103,420    | 189,313      | 790,366  | 594,643  | 20,569            |
| AETNA HEALTH INC.                           | 575,751   | 200,444     | 375,301     | 0          | 0            | 0        | 6        | 0                 |
| AMERICA'S HEALTH CHOICE MEDICAL PLANS, INC. | 16,296    | 0           | 0           | 0          | 0            | 78       | 16,218   | 0                 |
| AMERIGROUP FLORIDA, INC.                    | 215,426   | 0           | 0           | 0          | 55,957       | 159,469  | 0        | 0                 |
| AVMED, INC.                                 | 196,903   | 2,557       | 170,238     | 0          | 0            | 0        | 19,687   | 4,421             |
| CAPITAL HEALTH PLAN, INC.                   | 111,859   | 18,390      | 85,127      | 0          | 0            | 0        | 5,828    | 2,514             |
| CAREPLUS HEALTH PLANS, INC.                 | 49,380    | 0           | 0           | 0          | 0            | 0        | 49,380   | 0                 |
| CIGNA HEALTHCARE OF FLORIDA, INC.           | 76,903    | 189         | 76,464      | 250        | 0            | 0        | 0        | 0                 |
| CITRUS HEALTH CARE, INC.                    | 11,864    | 0           | 0           | 1,217      | 0            | 10,183   | 464      | 0                 |
| DOCTORCARE, INC.                            | 3,965     | 0           | 0           | 0          | 0            | 0        | 3,965    | 0                 |
| FLORIDA HEALTH CARE PLAN, INC.              | 64,767    | 5,827       | 34,428      | 0          | 7,676        | 0        | 16,836   | 0                 |
| FREEDOM HEALTH, INC.                        | 388       | 0           | 0           | 0          | 0            | 0        | 388      | 0                 |
| GREAT-WEST HEALTHCARE OF FLORIDA, INC.      | 1,143     | 0           | 1,143       | 0          | 0            | 0        | 0        | 0                 |
| HEALTH FIRST HEALTH PLANS, INC.             | 50,774    | 16,371      | 15,331      | 0          | 0            | 0        | 19,072   | 0                 |
| HEALTH OPTIONS, INC.                        | 433,032   | 110,527     | 281,042     | 18,081     | 1,509        | 0        | 21,873   | 0                 |
| HEALTHEASE OF FLORIDA, INC.                 | 232,401   | 0           | 0           | 0          | 11,975       | 220,426  | 0        | 0                 |
| HEALTHSUN HEALTH PLANS, INC.                | 1,666     | 0           | 0           | 0          | 0            | 0        | 1,666    | 0                 |
| HEALTHY PALM BEACHES, INC.                  | 5,186     | 0           | 0           | 0          | 0            | 5,186    | 0        | 0                 |
| HUMANA MEDICAL PLAN, INC.                   | 457,761   | 14,070      | 139,688     | 601        | 0            | 55,065   | 238,618  | 9,719             |
| LEON MEDICAL CENTERS HEALTH PLANS, INC.     | 16,505    | 0           | 0           | 0          | 0            | 0        | 16,505   | 0                 |
| MEDICA HEALTHCARE PLANS, INC.               | 4,945     | 0           | 0           | 0          | 0            | 0        | 4,945    | 0                 |
| METCARE HEALTH PLANS, INC.                  | 500       | 0           | 0           | 0          | 0            | 0        | 500      | 0                 |
| NEIGHBORHOOD HEALTH PARTNERSHIP, INC.       | 131,318   | 88,717      | 42,601      | 0          | 0            | 0        | 0        | 0                 |
| OPTIMUM HEALTHCARE, INC.                    | 0         | 0           | 0           | 0          | 0            | 0        | 0        | 0                 |
| PHYSICIANS UNITED PLAN, INC.                | 0         | 0           | 0           | 0          | 0            | 0        | 0        | 0                 |

## 3Q2005 Managed Care Enrollment by Carrier by Market Segment

|   | TOTAL   | SMALL GROUP | LARGE GROUP | INDIVIDUAL | HEALTHY KIDS | MEDICAID | MEDICARE | FEDERAL EMPLOYEES |
|---|---------|-------------|-------------|------------|--------------|----------|----------|-------------------|
| PREFERRED CARE PARTNERS, INC.           | 25,170  | 0           | 0           | 0          | 0            | 0        | 25,170   | 0                 |
| PREFERRED MEDICAL PLAN, INC.            | 57,579  | 0           | 0           | 41,331     | 0            | 16,248   | 0        | 0                 |
| QUALITY HEALTH PLANS, INC.              | 5,046   | 0           | 0           | 0          | 0            | 0        | 5,046    | 0                 |
| SUMMIT HEALTH PLAN, INC.                | 0       | 0           | 0           | 0          | 0            | 0        | 0        | 0                 |
| SUNCOAST PHYSICIAN HEALTH PLAN, INC.    | 0       | 0           | 0           | 0          | 0            | 0        | 0        | 0                 |
| THE PUBLIC HEALTH TRUST OF DADE COUNTY  | 26,265  | 0           | 11,774      | 49         | 0            | 14,442   | 0        | 0                 |
| TOTAL HEALTH CHOICE, INC.               | 12,189  | 813         | 1,841       | 9,535      | 0            | 0        | 0        | 0                 |
| UNITED HEALTHCARE OF FLORIDA, INC.      | 436,925 | 59,181      | 238,141     | 2,971      | 11,308       | 72,806   | 52,518   | 0                 |
| UNIVERSAL HEALTH CARE, INC.             | 14,885  | 0           | 0           | 13         | 95           | 11       | 14,766   | 0                 |
| VISTA HEALTHPLAN OF SOUTH FLORIDA, INC. | 74,073  | 416         | 8,702       | 29,372     | 0            | 14,598   | 18,219   | 2,766             |
| VISTA HEALTHPLAN, INC.                  | 222,135 | 35,256      | 110,890     | 0          | 39,640       | 29,711   | 5,489    | 1,149             |
| WELLCARE OF FLORIDA, INC.               | 310,780 | 0           | 0           | 0          | 61,153       | 192,143  | 57,484   | 0                 |

## 2Q2005 Managed Care Enrollment by Carrier by Market Segment

|   | TOTAL     | SMALL GROUP | LARGE GROUP | INDIVIDUAL | HEALTHY KIDS | MEDICAID | MEDICARE | FEDERAL EMPLOYEES |
|---|-----------|-------------|-------------|------------|--------------|----------|----------|-------------------|
| STATEWIDE TOTALS                            | 3,855,605 | 567,308     | 1,606,583   | 103,571    | 192,535      | 782,371  | 582,471  | 20,766            |
| AETNA HEALTH INC.                           | 567,201   | 195,870     | 371,331     | 0          | 0            | 0        | 0        | 0                 |
| AMERICA'S HEALTH CHOICE MEDICAL PLANS, INC. | 16,046    | 0           | 0           | 0          | 0            | 69       | 15,977   | 0                 |
| AMERIGROUP FLORIDA, INC.                    | 218,224   | 0           | 0           | 0          | 55,619       | 162,605  | 0        | 0                 |
| AVMED, INC.                                 | 194,272   | 2,552       | 168,274     | 0          | 0            | 0        | 19,083   | 4,363             |
| CAPITAL HEALTH PLAN, INC.                   | 112,526   | 18,614      | 85,598      | 0          | 0            | 0        | 5,813    | 2,501             |
| CAREPLUS HEALTH PLANS, INC.                 | 50,075    | 0           | 0           | 0          | 0            | 0        | 50,075   | 0                 |
| CIGNA HEALTHCARE OF FLORIDA, INC.           | 77,851    | 468         | 77,383      | 0          | 0            | 0        | 0        | 0                 |
| CITRUS HEALTH CARE, INC.                    | 10,800    | 0           | 0           | 1,146      | 0            | 9,214    | 440      | 0                 |
| DOCTORCARE, INC.                            | 2,190     | 0           | 0           | 0          | 0            | 0        | 2,190    | 0                 |
| FLORIDA HEALTH CARE PLAN, INC.              | 64,592    | 5,859       | 33,022      | 0          | 8,838        | 0        | 16,873   | 0                 |
| FREEDOM HEALTH, INC.                        | 0         | 0           | 0           | 0          | 0            | 0        | 0        | 0                 |
| GREAT-WEST HEALTHCARE OF FLORIDA, INC.      | 1,293     | 0           | 1,293       | 0          | 0            | 0        | 0        | 0                 |
| HEALTH FIRST HEALTH PLANS, INC.             | 50,897    | 15,921      | 16,551      | 0          | 0            | 0        | 18,425   | 0                 |
| HEALTH OPTIONS, INC.                        | 460,746   | 121,912     | 295,345     | 18,887     | 1,551        | 0        | 23,051   | 0                 |
| HEALTHEASE OF FLORIDA, INC.                 | 230,486   | 0           | 0           | 0          | 12,046       | 218,440  | 0        | 0                 |
| HEALTHSUN HEALTH PLANS, INC.                | 0         | 0           | 0           | 0          | 0            | 0        | 0        | 0                 |
| HEALTHY PALM BEACHES, INC.                  | 5,246     | 0           | 0           | 0          | 0            | 5,246    | 0        | 0                 |
| HUMANA MEDICAL PLAN, INC.                   | 456,792   | 12,976      | 139,566     | 657        | 0            | 55,243   | 238,673  | 9,677             |
| LEON MEDICAL CENTERS HEALTH PLANS, INC.     | 380       | 0           | 0           | 0          | 0            | 0        | 380      | 0                 |
| MEDICA HEALTHCARE PLANS, INC.               | 3,129     | 0           | 0           | 0          | 0            | 0        | 3,129    | 0                 |
| METCARE HEALTH PLANS, INC.                  | 0         | 0           | 0           | 0          | 0            | 0        | 0        | 0                 |
| NEIGHBORHOOD HEALTH PARTNERSHIP, INC.       | 134,833   | 90,677      | 44,156      | 0          | 0            | 0        | 0        | 0                 |
| OPTIMUM HEALTHCARE, INC.                    | 0         | 0           | 0           | 0          | 0            | 0        | 0        | 0                 |
| PREFERRED CARE PARTNERS, INC.               | 45,338    | 0           | 0           | 0          | 0            | 0        | 45,338   | 0                 |

## 2Q2005 Managed Care Enrollment by Carrier by Market Segment

|   | TOTAL   | SMALL GROUP | LARGE GROUP | INDIVIDUAL | HEALTHY KIDS | MEDICAID | MEDICARE | FEDERAL EMPLOYEES |
|---|---------|-------------|-------------|------------|--------------|----------|----------|-------------------|
| PREFERRED MEDICAL PLAN, INC.            | 57,399  | 0           | 0           | 41,279     | 0            | 16,120   | 0        | 0                 |
| QUALITY HEALTH PLANS, INC.              | 4,887   | 0           | 0           | 0          | 0            | 0        | 4,887    | 0                 |
| THE PUBLIC HEALTH TRUST OF DADE COUNTY  | 26,229  | 14          | 11,836      | 65         | 0            | 14,314   | 0        | 0                 |
| TOTAL HEALTH CHOICE, INC.               | 13,383  | 919         | 2,059       | 10,049     | 0            | 0        | 0        | 356               |
| UNITED HEALTHCARE OF FLORIDA, INC.      | 441,300 | 65,108      | 240,065     | 3,146      | 11,883       | 68,131   | 52,967   | 0                 |
| UNIVERSAL HEALTH CARE, INC.             | 10,880  | 0           | 0           | 10         | 76           | 0        | 10,794   | 0                 |
| VISTA HEALTHPLAN OF SOUTH FLORIDA, INC. | 71,823  | 455         | 8,766       | 28,332     | 0            | 14,349   | 17,191   | 2,730             |
| VISTA HEALTHPLAN, INC.                  | 224,551 | 35,963      | 111,338     | 0          | 42,325       | 28,409   | 5,377    | 1,139             |
| WELLCARE OF FLORIDA, INC.               | 302,236 | 0           | 0           | 0          | 60,197       | 190,231  | 51,808   | 0                 |

# 1Q2005 Managed Care Enrollment by Carrier by Market Segment

|   | TOTAL     | SMALL GROUP | LARGE GROUP | INDIVIDUAL | HEALTHY KIDS | MEDICAID | MEDICARE | FEDERAL EMPLOYEES |
|---|-----------|-------------|-------------|------------|--------------|----------|----------|-------------------|
| STATEWIDE TOTALS                            | 3,885,123 | 591,277     | 1,627,543   | 103,316    | 204,804      | 767,589  | 569,708  | 20,886            |
| AETNA HEALTH INC.                           | 557,674   | 189,185     | 368,489     | 0          | 0            | 0        | 0        | 0                 |
| AMERICA'S HEALTH CHOICE MEDICAL PLANS, INC. | 15,938    | 0           | 0           | 0          | 0            | 79       | 15,859   | 0                 |
| AMERIGROUP FLORIDA, INC.                    | 223,383   | 0           | 0           | 0          | 58,282       | 160,849  | 0        | 4,252             |
| AVMED, INC.                                 | 191,297   | 2,527       | 167,591     | 0          | 0            | 0        | 18,681   | 2,498             |
| CAPITAL HEALTH PLAN, INC.                   | 110,141   | 18,733      | 85,593      | 0          | 0            | 0        | 5,815    | 0                 |
| CAREPLUS HEALTH PLANS, INC.                 | 50,243    | 0           | 0           | 0          | 0            | 0        | 50,243   | 0                 |
| CIGNA HEALTHCARE OF FLORIDA, INC.           | 76,579    | 962         | 75,617      | 0          | 0            | 0        | 0        | 0                 |
| CITRUS HEALTH CARE, INC.                    | 9,565     | 0           | 0           | 978        | 0            | 8,160    | 427      | 0                 |
| DOCTORCARE, INC.                            | 212       | 0           | 0           | 0          | 0            | 0        | 212      | 0                 |
| FLORIDA HEALTH CARE PLAN, INC.              | 65,031    | 5,980       | 32,825      | 0          | 9,318        | 0        | 16,908   | 0                 |
| FREEDOM HEALTH, INC.                        | 0         | 0           | 0           | 0          | 0            | 0        | 0        | 0                 |
| GREAT-WEST HEALTHCARE OF FLORIDA, INC.      | 1,401     | 0           | 1,401       | 0          | 0            | 0        | 0        | 0                 |
| HEALTH FIRST HEALTH PLANS, INC.             | 49,716    | 15,500      | 16,549      | 0          | 0            | 0        | 17,667   | 0                 |
| HEALTH OPTIONS, INC.                        | 490,078   | 133,374     | 310,448     | 19,930     | 1,661        | 0        | 24,665   | 0                 |
| HEALTHEASE OF FLORIDA, INC.                 | 228,810   | 0           | 0           | 0          | 12,738       | 216,072  | 0        | 0                 |
| HEALTHY PALM BEACHES, INC.                  | 5,055     | 0           | 0           | 0          | 0            | 5,055    | 0        | 0                 |
| HUMANA MEDICAL PLAN, INC.                   | 453,467   | 12,585      | 141,400     | 679        | 0            | 55,538   | 233,502  | 9,763             |
| LEON MEDICAL CENTERS HEALTH PLANS, INC.     | 0         | 0           | 0           | 0          | 0            | 0        | 0        | 0                 |
| MEDICA HEALTHCARE PLANS, INC.               | 0         | 0           | 0           | 0          | 0            | 0        | 0        | 0                 |
| NEIGHBORHOOD HEALTH PARTNERSHIP, INC.       | 174,166   | 92,403      | 43,917      | 0          | 0            | 0        | 37,846   | 0                 |
| OPTIMUM HEALTHCARE, INC.                    | 0         | 0           | 0           | 0          | 0            | 0        | 0        | 0                 |
| PREFERRED CARE PARTNERS, INC.               | 7,276     | 0           | 0           | 0          | 0            | 0        | 7,276    | 0                 |
| PREFERRED MEDICAL PLAN, INC.                | 56,026    | 0           | 0           | 40,015     | 0            | 16,011   | 0        | 0                 |
| QUALITY HEALTH PLANS, INC.                  | 5,049     | 0           | 0           | 0          | 0            | 0        | 5,049    | 0                 |

## 1Q2005 Managed Care Enrollment by Carrier by Market Segment

|   | TOTAL   | SMALL GROUP | LARGE GROUP | INDIVIDUAL | HEALTHY KIDS | MEDICAID | MEDICARE | FEDERAL EMPLOYEES |
|---|---------|-------------|-------------|------------|--------------|----------|----------|-------------------|
| THE PUBLIC HEALTH TRUST OF DADE COUNTY  | 26,398  | 87          | 12,122      | 63         | 0            | 14,126   | 0        | 0                 |
| TOTAL HEALTH CHOICE, INC.               | 13,948  | 1,118       | 1,899       | 10,489     | 0            | 0        | 0        | 442               |
| UNITED HEALTHCARE OF FLORIDA, INC.      | 465,862 | 81,584      | 249,121     | 3,375      | 13,095       | 63,512   | 55,175   | 0                 |
| UNIVERSAL HEALTH CARE, INC.             | 8,538   | 0           | 0           | 11         | 0            | 92       | 8,435    | 0                 |
| VISTA HEALTHPLAN OF SOUTH FLORIDA, INC. | 71,318  | 523         | 9,679       | 27,776     | 0            | 14,121   | 16,446   | 2,773             |
| VISTA HEALTHPLAN, INC.                  | 228,734 | 36,716      | 110,892     | 0          | 47,033       | 27,789   | 5,146    | 1,158             |
| WELLCARE OF FLORIDA, INC.               | 299,218 | 0           | 0           | 0          | 62,677       | 186,185  | 50,356   | 0                 |

# Managed Care Enrollment by County by Market Segment as of December 31, 2005

|                  | COUNTY TOTAL | SMALL GROUP | LARGE GROUP | INDIVIDUAL | HEALTHY KIDS | MEDICAID | MEDICARE | FEDERAL EMPLOYEES |
|------------------|--------------|-------------|-------------|------------|--------------|----------|----------|-------------------|
| Alachua          | 20,344       | 2,761       | 16,066      | 118        | 1,224        | 0        | 8        | 167               |
| Baker            | 5,993        | 946         | 4,751       | 16         | 0            | 0        | 280      | 0                 |
| Bay              | 1,069        | 100         | 954         | 0          | 0            | 0        | 15       | 0                 |
| Bradford         | 2,245        | 214         | 2,017       | 13         | 0            | 0        | 1        | 0                 |
| Brevard          | 106,627      | 25,592      | 32,281      | 611        | 4,512        | 23,295   | 20,336   | 0                 |
| Broward          | 525,534      | 83,443      | 206,684     | 25,479     | 25,928       | 75,989   | 100,672  | 7,339             |
| Calhoun          | 1,560        | 321         | 712         | 0          | 149          | 369      | 9        | 0                 |
| Charlotte        | 16,525       | 2,797       | 8,574       | 168        | 1,558        | 0        | 3,428    | 0                 |
| Citrus           | 8,840        | 397         | 2,393       | 61         | 1,137        | 4,820    | 32       | 0                 |
| Clay             | 25,242       | 5,844       | 19,063      | 100        | 5            | 0        | 230      | 0                 |
| Collier          | 5,698        | 332         | 1,323       | 13         | 3,911        | 0        | 119      | 0                 |
| Columbia         | 4,604        | 626         | 3,337       | 21         | 570          | 0        | 16       | 34                |
| De Soto          | 1,298        | 140         | 834         | 5          | 314          | 0        | 5        | 0                 |
| Dixie            | 707          | 138         | 437         | 3          | 126          | 0        | 3        | 0                 |
| Duval            | 210,281      | 33,948      | 118,095     | 523        | 5,405        | 43,039   | 9,271    | 0                 |
| Escambia         | 38,334       | 4,628       | 12,263      | 146        | 2,221        | 15,905   | 3,171    | 0                 |
| Flagler          | 14,207       | 1,587       | 6,702       | 15         | 1,015        | 14       | 4,874    | 0                 |
| Franklin         | 864          | 426         | 260         | 0          | 173          | 0        | 4        | 1                 |
| Gadsden          | 20,207       | 1,896       | 12,105      | 0          | 321          | 4,427    | 1,154    | 304               |
| Gilchrist        | 1,215        | 181         | 813         | 4          | 204          | 0        | 5        | 8                 |
| Glades           | 249          | 29          | 216         | 1          | 0            | 0        | 3        | 0                 |
| Gulf             | 3            | 0           | 2           | 0          | 0            | 0        | 1        | 0                 |
| Hamilton         | 774          | 43          | 660         | 1          | 65           | 0        | 0        | 5                 |
| Hardee           | 141          | 41          | 96          | 0          | 0            | 0        | 4        | 0                 |
| Hendry           | 2,918        | 432         | 688         | 9          | 0            | 1,777    | 12       | 0                 |
| Hernando         | 36,974       | 2,022       | 10,752      | 173        | 1,977        | 8,928    | 13,122   | 0                 |
| Highlands        | 4,790        | 154         | 335         | 11         | 1,084        | 3,176    | 30       | 0                 |
| Hillsborough     | 267,390      | 31,795      | 113,639     | 1,366      | 9,626        | 72,004   | 38,960   | 0                 |
| Holmes           | 489          | 48          | 438         | 0          | 0            | 1        | 2        | 0                 |
| Indian River     | 6,045        | 625         | 2,663       | 14         | 0            | 25       | 2,716    | 2                 |
| Jackson          | 15           | 2           | 2           | 1          | 0            | 0        | 10       | 0                 |
| Jefferson        | 5,873        | 855         | 3,471       | 0          | 90           | 1,007    | 359      | 91                |
| Lafayette        | 179          | 28          | 83          | 0          | 67           | 0        | 1        | 0                 |
| Lake             | 33,770       | 5,303       | 12,173      | 317        | 2,448        | 13,071   | 458      | 0                 |
| Lee              | 95,835       | 19,021      | 36,842      | 665        | 6,229        | 24,808   | 8,267    | 3                 |
| Leon             | 112,749      | 16,384      | 77,656      | 0          | 1,165        | 10,745   | 4,856    | 1,943             |
| Levy             | 3,126        | 516         | 2,081       | 17         | 477          | 0        | 14       | 21                |
| Liberty          | 1,424        | 140         | 924         | 0          | 66           | 278      | 8        | 8                 |
| Madison          | 2,921        | 192         | 1,017       | 3          | 177          | 1,523    | 3        | 6                 |
| Manatee          | 77,024       | 7,673       | 45,352      | 170        | 2,274        | 15,662   | 5,893    | 0                 |
| Marion           | 26,657       | 2,194       | 8,396       | 109        | 3,307        | 11,184   | 1,390    | 77                |
| Martin           | 16,954       | 3,639       | 5,765       | 306        | 1,196        | 3,101    | 2,942    | 5                 |
| Miami-Dade       | 823,074      | 105,346     | 295,428     | 59,985     | 40,250       | 153,654  | 160,800  | 7,611             |
| Monroe           | 279          | 60          | 196         | 4          | 0            | 0        | 19       | 0                 |
| Nassau           | 12,522       | 2,504       | 8,798       | 48         | 0            | 0        | 1,172    | 0                 |
| Okaloosa         | 1,155        | 407         | 661         | 16         | 0            | 0        | 71       | 0                 |
| Okeechobee       | 2,844        | 565         | 1,422       | 29         | 0            | 1        | 827      | 0                 |
| Orange           | 220,346      | 25,656      | 91,866      | 1,285      | 10,764       | 73,300   | 17,475   | 0                 |
| Osceola          | 54,709       | 4,454       | 17,761      | 171        | 3,101        | 22,900   | 6,322    | 0                 |
| Other            | 6,738        | 1           | 734         | 10         | 0            | 5,990    | 3        | 0                 |
| Palm Beach       | 301,347      | 51,768      | 109,321     | 5,772      | 15,790       | 51,497   | 64,854   | 2,345             |
| Pasco            | 97,912       | 8,813       | 35,090      | 539        | 4,467        | 20,518   | 28,485   | 0                 |
| Pinellas         | 216,696      | 26,689      | 95,385      | 1,479      | 6,262        | 39,506   | 47,345   | 30                |
| Polk             | 85,817       | 4,875       | 22,457      | 179        | 4,529        | 43,012   | 10,765   | 0                 |
| Putnam           | 5,355        | 181         | 593         | 3          | 519          | 4,036    | 23       | 0                 |
| Santa Rosa       | 18,896       | 2,636       | 10,067      | 69         | 1,395        | 3,098    | 1,631    | 0                 |
| Sarasota         | 57,664       | 13,949      | 22,199      | 292        | 3,453        | 11,839   | 5,932    | 0                 |
| Seminole         | 81,404       | 12,169      | 41,738      | 556        | 3,799        | 16,722   | 6,420    | 0                 |
| St. Johns        | 17,295       | 5,836       | 10,021      | 102        | 581          | 0        | 755      | 0                 |
| St. Lucie        | 17,544       | 4,063       | 8,418       | 279        | 0            | 35       | 4,728    | 21                |
| Sumter           | 987          | 227         | 691         | 23         | 0            | 0        | 46       | 0                 |
| Suwannee         | 2,878        | 306         | 2,138       | 5          | 391          | 0        | 17       | 21                |
| Taylor           | 122          | 29          | 86          | 0          | 0            | 0        | 7        | 0                 |
| Union            | 1,437        | 41          | 1,333       | 1          | 61           | 0        | 1        | 0                 |
| Volusia          | 125,896      | 12,536      | 50,914      | 327        | 6,462        | 22,981   | 32,676   | 0                 |
| Wakulla          | 12,401       | 1,731       | 8,357       | 0          | 213          | 1,078    | 686      | 336               |
| Walton           | 339          | 62          | 266         | 5          | 0            | 0        | 6        | 0                 |
| Washington       | 4            | 1           | 2           | 0          | 0            | 0        | 1        | 0                 |
| Total Enrollment | 3,873,355    | 542,358     | 1,608,857   | 101,638    | 181,058      | 805,315  | 613,751  | 20,378            |

# 3Q2005 Managed Care Enrollment by County by Market Segment

|                  | COUNTY TOTAL | SMALL GROUP | LARGE GROUP | INDIVIDUAL | HEALTHY KIDS | MEDICAID | MEDICARE | FEDERAL EMPLOYEES |
|------------------|--------------|-------------|-------------|------------|--------------|----------|----------|-------------------|
| Alachua          | 23,241       | 3,390       | 18,250      | 140        | 1,286        | 0        | 7        | 168               |
| Baker            | 4,946        | 672         | 3,985       | 19         | 0            | 0        | 270      | 0                 |
| Bay              | 1,352        | 116         | 1,234       | 0          | 0            | 0        | 2        | 0                 |
| Bradford         | 1,972        | 189         | 1,769       | 14         | 0            | 0        | 0        | 0                 |
| Brevard          | 105,351      | 25,174      | 32,288      | 639        | 4,674        | 23,085   | 19,491   | 0                 |
| Broward          | 521,614      | 83,904      | 201,583     | 25,232     | 27,763       | 75,261   | 100,559  | 7,312             |
| Calhoun          | 1,528        | 309         | 723         | 0          | 143          | 343      | 10       | 0                 |
| Charlotte        | 16,727       | 2,725       | 8,906       | 175        | 1,688        | 0        | 3,233    | 0                 |
| Citrus           | 7,382        | 336         | 1,216       | 65         | 1,203        | 4,534    | 28       | 0                 |
| Clay             | 19,839       | 5,093       | 14,527      | 98         | 3            | 0        | 118      | 0                 |
| Collier          | 6,276        | 202         | 1,867       | 13         | 4,178        | 0        | 16       | 0                 |
| Columbia         | 4,262        | 597         | 3,035       | 22         | 569          | 0        | 10       | 29                |
| De Soto          | 1,272        | 101         | 811         | 5          | 351          | 0        | 4        | 0                 |
| Dixie            | 627          | 147         | 359         | 3          | 118          | 0        | 0        | 0                 |
| Duval            | 215,984      | 36,908      | 121,602     | 529        | 5,833        | 42,644   | 8,468    | 0                 |
| Escambia         | 49,131       | 5,834       | 21,936      | 146        | 2,301        | 15,877   | 3,037    | 0                 |
| Flagler          | 13,458       | 1,421       | 6,255       | 13         | 933          | 14       | 4,822    | 0                 |
| Franklin         | 847          | 435         | 241         | 0          | 169          | 0        | 1        | 1                 |
| Gadsden          | 19,552       | 1,872       | 11,556      | 0          | 321          | 4,389    | 1,111    | 303               |
| Gilchrist        | 977          | 145         | 610         | 4          | 209          | 0        | 1        | 8                 |
| Glades           | 279          | 49          | 225         | 1          | 0            | 0        | 4        | 0                 |
| Gulf             | 0            | 0           | 0           | 0          | 0            | 0        | 0        | 0                 |
| Hamilton         | 766          | 28          | 655         | 1          | 77           | 0        | 0        | 5                 |
| Hardee           | 191          | 38          | 152         | 0          | 0            | 0        | 1        | 0                 |
| Hendry           | 2,425        | 383         | 469         | 13         | 0            | 1,547    | 13       | 0                 |
| Hernando         | 34,800       | 2,040       | 9,791       | 176        | 1,991        | 8,531    | 12,271   | 0                 |
| Highlands        | 4,722        | 126         | 259         | 14         | 1,101        | 3,200    | 22       | 0                 |
| Hillsborough     | 259,503      | 32,044      | 108,198     | 1,393      | 9,898        | 71,365   | 36,605   | 0                 |
| Holmes           | 424          | 38          | 385         | 0          | 0            | 0        | 1        | 0                 |
| Indian River     | 5,790        | 467         | 2,554       | 15         | 0            | 21       | 2,731    | 2                 |
| Jackson          | 3            | 0           | 0           | 1          | 0            | 0        | 2        | 0                 |
| Jefferson        | 5,778        | 834         | 3,450       | 0          | 90           | 980      | 325      | 99                |
| Lafayette        | 176          | 17          | 94          | 0          | 65           | 0        | 0        | 0                 |
| Lake             | 31,421       | 5,522       | 10,092      | 312        | 2,519        | 12,820   | 156      | 0                 |
| Lee              | 94,897       | 20,006      | 36,135      | 690        | 6,425        | 24,100   | 7,534    | 7                 |
| Leon             | 114,265      | 16,617      | 79,185      | 0          | 1,216        | 10,384   | 4,870    | 1,993             |
| Levy             | 2,627        | 450         | 1,650       | 20         | 482          | 0        | 5        | 20                |
| Liberty          | 1,388        | 149         | 893         | 0          | 72           | 262      | 4        | 8                 |
| Madison          | 2,885        | 263         | 1,002       | 3          | 175          | 1,434    | 2        | 6                 |
| Manatee          | 76,709       | 7,481       | 45,906      | 200        | 2,382        | 15,673   | 5,067    | 0                 |
| Marion           | 24,286       | 2,194       | 7,321       | 114        | 3,398        | 10,757   | 427      | 75                |
| Martin           | 18,250       | 4,844       | 6,061       | 322        | 1,275        | 2,875    | 2,869    | 4                 |
| Miami-Dade       | 830,497      | 107,512     | 303,061     | 60,681     | 43,776       | 150,729  | 157,057  | 7,681             |
| Monroe           | 293          | 89          | 175         | 6          | 0            | 0        | 23       | 0                 |
| Nassau           | 10,034       | 2,076       | 6,797       | 43         | 0            | 0        | 1,118    | 0                 |
| Okaloosa         | 1,297        | 400         | 850         | 16         | 0            | 0        | 31       | 0                 |
| Okeechobee       | 2,639        | 568         | 1,311       | 29         | 0            | 1        | 730      | 0                 |
| Orange           | 223,426      | 26,915      | 91,856      | 1,312      | 11,265       | 75,520   | 16,557   | 1                 |
| Osceola          | 53,337       | 4,486       | 16,629      | 183        | 3,106        | 22,961   | 5,972    | 0                 |
| Other            | 805          | 3           | 711         | 12         | 0            | 64       | 15       | 0                 |
| Palm Beach       | 305,626      | 54,067      | 110,304     | 6,031      | 16,523       | 51,468   | 64,794   | 2,439             |
| Pasco            | 98,886       | 8,783       | 36,585      | 569        | 4,588        | 19,556   | 28,804   | 1                 |
| Pinellas         | 215,149      | 27,534      | 95,247      | 1,646      | 6,491        | 39,011   | 45,191   | 29                |
| Polk             | 77,828       | 4,654       | 17,610      | 177        | 4,579        | 42,155   | 8,650    | 3                 |
| Putnam           | 4,660        | 49          | 341         | 4          | 522          | 3,730    | 14       | 0                 |
| Santa Rosa       | 10,827       | 1,913       | 4,154       | 82         | 0            | 3,052    | 1,626    | 0                 |
| Sarasota         | 48,344       | 14,952      | 12,986      | 188        | 3,546        | 11,427   | 5,245    | 0                 |
| Seminole         | 83,844       | 12,102      | 44,622      | 259        | 3,927        | 16,830   | 6,103    | 1                 |
| St. Johns        | 24,240       | 5,973       | 16,709      | 301        | 621          | 0        | 636      | 0                 |
| St. Lucie        | 13,853       | 2,763       | 5,243       | 1,127      | 0            | 31       | 4,669    | 20                |
| Sumter           | 669          | 228         | 395         | 26         | 0            | 0        | 20       | 0                 |
| Suwannee         | 2,822        | 206         | 2,160       | 5          | 424          | 0        | 7        | 20                |
| Taylor           | 108          | 23          | 81          | 0          | 0            | 0        | 4        | 0                 |
| Union            | 1,343        | 11          | 1,271       | 1          | 60           | 0        | 0        | 0                 |
| Volusia          | 122,954      | 12,492      | 48,109      | 325        | 6,738        | 22,682   | 32,608   | 0                 |
| Wakulla          | 12,229       | 1,750       | 8,181       | 0          | 239          | 1,053    | 672      | 334               |
| Walton           | 145          | 49          | 91          | 5          | 0            | 0        | 0        | 0                 |
| Washington       | 2            | 0           | 2           | 0          | 0            | 0        | 0        | 0                 |
| Total Enrollment | 3,843,780    | 552,758     | 1,592,711   | 103,420    | 189,313      | 790,366  | 594,643  | 20,569            |

# 2Q2005 Managed Care Enrollment by County by Market Segment

|                  | COUNTY TOTAL | SMALL GROUP | LARGE GROUP | INDIVIDUAL | HEALTHY KIDS | MEDICAID | MEDICARE | FEDERAL EMPLOYEES |
|------------------|--------------|-------------|-------------|------------|--------------|----------|----------|-------------------|
| Alachua          | 24,379       | 3,820       | 18,970      | 136        | 1,286        | 0        | 4        | 163               |
| Baker            | 6,029        | 841         | 4,907       | 21         | 0            | 0        | 260      | 0                 |
| Bay              | 1,306        | 102         | 1,201       | 0          | 0            | 0        | 3        | 0                 |
| Bradford         | 2,011        | 206         | 1,790       | 10         | 0            | 0        | 5        | 0                 |
| Brevard          | 105,729      | 24,880      | 33,831      | 631        | 4,742        | 23,015   | 18,630   | 0                 |
| Broward          | 523,584      | 86,135      | 201,997     | 25,186     | 28,368       | 72,877   | 101,655  | 7,366             |
| Calhoun          | 1,525        | 314         | 726         | 0          | 137          | 348      | 0        | 0                 |
| Charlotte        | 17,196       | 3,024       | 9,255       | 189        | 1,699        | 0        | 3,029    | 0                 |
| Citrus           | 7,134        | 344         | 1,190       | 64         | 1,218        | 4,284    | 32       | 2                 |
| Clay             | 20,144       | 5,175       | 14,826      | 110        | 2            | 0        | 31       | 0                 |
| Collier          | 6,472        | 238         | 1,894       | 15         | 4,291        | 5        | 29       | 0                 |
| Columbia         | 4,269        | 647         | 3,014       | 23         | 546          | 0        | 7        | 32                |
| De Soto          | 1,317        | 121         | 809         | 4          | 376          | 0        | 7        | 0                 |
| Dixie            | 622          | 149         | 346         | 3          | 122          | 0        | 2        | 0                 |
| Duval            | 214,231      | 36,710      | 122,430     | 564        | 5,803        | 41,223   | 7,501    | 0                 |
| Escambia         | 50,162       | 6,381       | 22,469      | 147        | 2,363        | 15,878   | 2,924    | 0                 |
| Flagler          | 13,273       | 1,433       | 5,954       | 13         | 1,119        | 14       | 4,740    | 0                 |
| Franklin         | 822          | 432         | 218         | 1          | 170          | 0        | 0        | 1                 |
| Gadsden          | 20,075       | 1,908       | 12,185      | 0          | 314          | 4,298    | 1,069    | 301               |
| Gilchrist        | 983          | 148         | 599         | 3          | 224          | 0        | 1        | 8                 |
| Glades           | 255          | 51          | 201         | 1          | 0            | 0        | 2        | 0                 |
| Gulf             | 4            | 0           | 3           | 0          | 0            | 0        | 1        | 0                 |
| Hamilton         | 760          | 27          | 666         | 1          | 65           | 0        | 1        | 0                 |
| Hardee           | 192          | 43          | 148         | 0          | 0            | 0        | 1        | 0                 |
| Hendry           | 2,418        | 409         | 483         | 13         | 0            | 1,497    | 16       | 0                 |
| Hernando         | 33,806       | 2,238       | 9,559       | 191        | 1,978        | 8,256    | 11,584   | 0                 |
| Highlands        | 4,677        | 137         | 248         | 15         | 1,115        | 3,133    | 29       | 0                 |
| Hillsborough     | 260,983      | 32,798      | 108,628     | 1,372      | 9,970        | 71,913   | 36,302   | 0                 |
| Holmes           | 408          | 32          | 375         | 0          | 0            | 0        | 1        | 0                 |
| Indian River     | 5,792        | 439         | 2,639       | 11         | 0            | 20       | 2,681    | 2                 |
| Jackson          | 4            | 2           | 0           | 1          | 0            | 0        | 1        | 0                 |
| Jefferson        | 5,803        | 829         | 3,497       | 0          | 96           | 969      | 317      | 95                |
| Lafayette        | 173          | 18          | 96          | 0          | 59           | 0        | 0        | 0                 |
| Lake             | 31,288       | 5,767       | 10,456      | 317        | 2,508        | 12,170   | 70       | 0                 |
| Lee              | 93,832       | 21,131      | 35,310      | 701        | 6,370        | 23,538   | 6,775    | 7                 |
| Leon             | 113,934      | 16,895      | 78,955      | 0          | 1,186        | 10,214   | 4,702    | 1,982             |
| Levy             | 2,758        | 525         | 1,697       | 22         | 479          | 0        | 15       | 20                |
| Liberty          | 1,361        | 136         | 883         | 0          | 79           | 254      | 1        | 8                 |
| Madison          | 2,879        | 281         | 1,038       | 2          | 182          | 1,368    | 2        | 6                 |
| Manatee          | 76,144       | 7,746       | 45,830      | 202        | 2,366        | 15,472   | 4,528    | 0                 |
| Marion           | 23,658       | 2,417       | 7,357       | 118        | 3,367        | 10,266   | 58       | 75                |
| Martin           | 18,704       | 5,234       | 6,262       | 329        | 1,288        | 2,851    | 2,736    | 4                 |
| Miami-Dade       | 833,303      | 109,289     | 305,580     | 60,472     | 44,402       | 148,636  | 157,172  | 7,752             |
| Monroe           | 371          | 119         | 211         | 4          | 0            | 0        | 37       | 0                 |
| Nassau           | 9,840        | 2,028       | 6,663       | 56         | 2            | 0        | 1,091    | 0                 |
| Okaloosa         | 1,410        | 422         | 970         | 15         | 0            | 0        | 3        | 0                 |
| Okeechobee       | 2,599        | 565         | 1,351       | 32         | 0            | 1        | 650      | 0                 |
| Orange           | 226,351      | 28,346      | 92,578      | 1,302      | 11,552       | 77,419   | 15,153   | 1                 |
| Osceola          | 52,795       | 4,618       | 16,737      | 188        | 3,027        | 22,787   | 5,438    | 0                 |
| Other            | 55           | 1           | 12          | 17         | 0            | 16       | 0        | 9                 |
| Palm Beach       | 310,732      | 56,118      | 112,813     | 6,401      | 16,788       | 51,067   | 65,014   | 2,531             |
| Pasco            | 97,499       | 9,013       | 36,172      | 574        | 4,597        | 19,424   | 27,718   | 1                 |
| Pinellas         | 216,958      | 28,053      | 98,161      | 1,636      | 6,476        | 38,773   | 43,828   | 31                |
| Polk             | 76,638       | 4,883       | 18,068      | 167        | 4,602        | 42,553   | 6,365    | 0                 |
| Putnam           | 4,482        | 66          | 345         | 3          | 530          | 3,522    | 16       | 0                 |
| Santa Rosa       | 16,180       | 2,686       | 8,584       | 76         | 0            | 3,259    | 1,575    | 0                 |
| Sarasota         | 56,883       | 14,376      | 22,728      | 306        | 3,721        | 11,043   | 4,709    | 0                 |
| Seminole         | 80,551       | 13,292      | 40,115      | 634        | 3,873        | 16,942   | 5,694    | 1                 |
| St. Johns        | 13,294       | 4,672       | 7,293       | 109        | 659          | 0        | 561      | 0                 |
| St. Lucie        | 14,942       | 3,566       | 6,064       | 757        | 0            | 25       | 4,516    | 14                |
| Sumter           | 763          | 221         | 491         | 25         | 0            | 0        | 26       | 0                 |
| Suwannee         | 2,801        | 223         | 2,131       | 6          | 419          | 0        | 6        | 16                |
| Taylor           | 102          | 18          | 80          | 0          | 0            | 0        | 4        | 0                 |
| Union            | 1,310        | 9           | 1,203       | 43         | 55           | 0        | 0        | 0                 |
| Volusia          | 122,280      | 12,728      | 47,025      | 327        | 7,706        | 22,003   | 32,491   | 0                 |
| Wakulla          | 12,215       | 1,785       | 8,165       | 0          | 238          | 1,038    | 651      | 338               |
| Walton           | 152          | 48          | 99          | 5          | 0            | 0        | 0        | 0                 |
| Washington       | 3            | 0           | 2           | 0          | 0            | 0        | 1        | 0                 |
| Total Enrollment | 3,855,605    | 567,308     | 1,606,583   | 103,571    | 192,535      | 782,371  | 582,471  | 20,766            |

# 1Q2005 Managed Care Enrollment by County by Market Segment

|                  | COUNTY TOTAL | SMALL GROUP | LARGE GROUP | INDIVIDUAL | HEALTHY KIDS | MEDICAID | MEDICARE | FEDERAL EMPLOYEES |
|------------------|--------------|-------------|-------------|------------|--------------|----------|----------|-------------------|
| Alachua          | 24,860       | 4,095       | 19,102      | 135        | 1,350        | 1        | 11       | 166               |
| Baker            | 6,039        | 860         | 4,896       | 26         | 0            | 0        | 257      | 0                 |
| Bay              | 1,304        | 78          | 1,217       | 1          | 0            | 4        | 4        | 0                 |
| Bradford         | 2,034        | 223         | 1,797       | 11         | 0            | 0        | 3        | 0                 |
| Brevard          | 104,662      | 24,860      | 34,277      | 671        | 5,068        | 22,090   | 17,696   | 0                 |
| Broward          | 528,034      | 88,113      | 204,363     | 25,038     | 30,361       | 71,439   | 101,410  | 7,310             |
| Calhoun          | 1,580        | 336         | 744         | 0          | 145          | 354      | 1        | 0                 |
| Charlotte        | 17,481       | 3,252       | 9,251       | 194        | 1,804        | 1        | 2,979    | 0                 |
| Citrus           | 6,798        | 346         | 1,156       | 65         | 1,319        | 3,882    | 28       | 2                 |
| Clay             | 20,543       | 5,277       | 15,108      | 131        | 1            | 0        | 26       | 0                 |
| Collier          | 6,608        | 272         | 1,704       | 15         | 4,589        | 5        | 23       | 0                 |
| Columbia         | 4,218        | 631         | 2,983       | 23         | 547          | 0        | 8        | 26                |
| De Soto          | 1,378        | 133         | 807         | 4          | 426          | 2        | 6        | 0                 |
| Dixie            | 635          | 162         | 341         | 5          | 124          | 3        | 0        | 0                 |
| Duval            | 216,502      | 37,109      | 125,507     | 599        | 6,236        | 39,950   | 7,101    | 0                 |
| Escambia         | 51,866       | 7,024       | 23,307      | 164        | 2,434        | 16,068   | 2,869    | 0                 |
| Flagler          | 13,035       | 1,403       | 5,786       | 14         | 1,173        | 0        | 4,659    | 0                 |
| Franklin         | 874          | 465         | 217         | 1          | 190          | 0        | 0        | 1                 |
| Gadsden          | 19,999       | 1,973       | 12,205      | 0          | 349          | 4,217    | 965      | 290               |
| Gilchrist        | 997          | 168         | 590         | 3          | 228          | 0        | 0        | 8                 |
| Glades           | 258          | 45          | 209         | 1          | 0            | 0        | 3        | 0                 |
| Gulf             | 3            | 0           | 2           | 0          | 0            | 0        | 1        | 0                 |
| Hamilton         | 776          | 30          | 668         | 0          | 74           | 0        | 4        | 0                 |
| Hardee           | 192          | 45          | 143         | 0          | 0            | 3        | 1        | 0                 |
| Hendry           | 2,534        | 558         | 541         | 14         | 0            | 1,409    | 12       | 0                 |
| Hernando         | 32,383       | 2,026       | 8,856       | 204        | 2,042        | 8,151    | 11,104   | 0                 |
| Highlands        | 4,868        | 145         | 260         | 15         | 1,205        | 3,212    | 31       | 0                 |
| Hillsborough     | 262,584      | 34,388      | 108,700     | 1,417      | 10,761       | 71,402   | 35,916   | 0                 |
| Holmes           | 420          | 32          | 386         | 0          | 0            | 0        | 2        | 0                 |
| Indian River     | 5,630        | 412         | 2,599       | 10         | 0            | 20       | 2,587    | 2                 |
| Jackson          | 16           | 10          | 0           | 1          | 0            | 2        | 3        | 0                 |
| Jefferson        | 5,855        | 847         | 3,549       | 0          | 99           | 969      | 300      | 91                |
| Lafayette        | 185          | 18          | 93          | 0          | 72           | 0        | 2        | 0                 |
| Lake             | 32,767       | 6,086       | 11,673      | 344        | 2,617        | 11,989   | 58       | 0                 |
| Lee              | 93,684       | 21,867      | 35,529      | 744        | 6,811        | 22,392   | 6,334    | 7                 |
| Leon             | 114,903      | 17,339      | 79,815      | 1          | 1,281        | 9,926    | 4,547    | 1,994             |
| Levy             | 2,761        | 518         | 1,704       | 21         | 491          | 0        | 9        | 18                |
| Liberty          | 1,407        | 146         | 896         | 0          | 81           | 275      | 1        | 8                 |
| Madison          | 2,879        | 292         | 1,061       | 2          | 202          | 1,313    | 3        | 6                 |
| Manatee          | 76,939       | 7,885       | 47,315      | 216        | 2,534        | 15,050   | 3,939    | 0                 |
| Marion           | 24,171       | 2,642       | 7,732       | 116        | 3,485        | 10,076   | 46       | 74                |
| Martin           | 20,418       | 5,978       | 7,253       | 342        | 1,406        | 2,708    | 2,727    | 4                 |
| Miami-Dade       | 830,802      | 112,453     | 305,465     | 59,481     | 46,461       | 146,238  | 152,785  | 7,919             |
| Monroe           | 433          | 132         | 268         | 5          | 0            | 0        | 28       | 0                 |
| Nassau           | 9,844        | 1,968       | 6,739       | 69         | 2            | 0        | 1,066    | 0                 |
| Okaloosa         | 1,473        | 505         | 945         | 17         | 0            | 0        | 6        | 0                 |
| Okeechobee       | 2,665        | 657         | 1,329       | 33         | 0            | 1        | 645      | 0                 |
| Orange           | 232,630      | 31,343      | 96,038      | 1,332      | 12,683       | 76,901   | 14,333   | 0                 |
| Osceola          | 53,483       | 4,935       | 17,281      | 197        | 3,265        | 22,601   | 5,204    | 0                 |
| Other            | 71           | 1           | 16          | 13         | 0            | 35       | 0        | 6                 |
| Palm Beach       | 312,011      | 59,188      | 113,280     | 6,695      | 17,743       | 47,808   | 64,744   | 2,553             |
| Pasco            | 98,309       | 9,361       | 36,728      | 560        | 4,882        | 19,229   | 27,549   | 0                 |
| Pinellas         | 222,141      | 30,168      | 101,085     | 1,648      | 6,991        | 38,741   | 43,475   | 33                |
| Polk             | 76,128       | 5,577       | 18,432      | 184        | 4,880        | 42,084   | 4,971    | 0                 |
| Putnam           | 4,427        | 101         | 269         | 3          | 575          | 3,463    | 16       | 0                 |
| Santa Rosa       | 16,612       | 2,957       | 8,790       | 78         | 0            | 3,243    | 1,544    | 0                 |
| Sarasota         | 57,080       | 14,717      | 23,035      | 342        | 4,074        | 10,552   | 4,360    | 0                 |
| Seminole         | 82,377       | 14,812      | 40,758      | 678        | 4,138        | 16,628   | 5,362    | 1                 |
| St. Johns        | 13,164       | 4,673       | 7,214       | 112        | 715          | 0        | 450      | 0                 |
| St. Lucie        | 15,895       | 3,883       | 6,581       | 878        | 0            | 31       | 4,508    | 14                |
| Sumter           | 732          | 235         | 449         | 28         | 0            | 0        | 20       | 0                 |
| Suwannee         | 2,869        | 248         | 2,147       | 7          | 445          | 0        | 6        | 16                |
| Taylor           | 121          | 26          | 93          | 0          | 0            | 0        | 2        | 0                 |
| Union            | 1,297        | 17          | 1,165       | 53         | 62           | 0        | 0        | 0                 |
| Volusia          | 123,150      | 13,416      | 46,804      | 351        | 8,134        | 22,092   | 32,353   | 0                 |
| Wakulla          | 12,182       | 1,772       | 8,192       | 0          | 249          | 1,029    | 603      | 337               |
| Walton           | 140          | 43          | 92          | 4          | 0            | 0        | 1        | 0                 |
| Washington       | 7            | 0           | 6           | 0          | 0            | 0        | 1        | 0                 |
| Total Enrollment | 3,885,123    | 591,277     | 1,627,543   | 103,316    | 204,804      | 767,589  | 569,708  | 20,886            |

# Managed Care Enrollment by County by Market Segment by Company as of December 31, 2005

**AETNA HEALTH INC.**

NAIC Company Code

95088

|                  | COUNTY TOTAL | SMALL GROUP | LARGE GROUP | INDIVIDUAL | HEALTHY KIDS | MEDICAID | MEDICARE | FEDERAL EMPLOYEES |
|------------------|--------------|-------------|-------------|------------|--------------|----------|----------|-------------------|
| Alachua          | 336          | 98          | 238         | 0          | 0            | 0        | 0        | 0                 |
| Baker            | 1,785        | 480         | 1,305       | 0          | 0            | 0        | 0        | 0                 |
| Bay              | 0            | 0           | 0           | 0          | 0            | 0        | 0        | 0                 |
| Bradford         | 0            | 0           | 0           | 0          | 0            | 0        | 0        | 0                 |
| Brevard          | 13,915       | 4,444       | 9,471       | 0          | 0            | 0        | 0        | 0                 |
| Broward          | 61,981       | 28,835      | 33,146      | 0          | 0            | 0        | 0        | 0                 |
| Calhoun          | 0            | 0           | 0           | 0          | 0            | 0        | 0        | 0                 |
| Charlotte        | 2,998        | 837         | 2,161       | 0          | 0            | 0        | 0        | 0                 |
| Citrus           | 0            | 0           | 0           | 0          | 0            | 0        | 0        | 0                 |
| Clay             | 12,243       | 3,385       | 8,858       | 0          | 0            | 0        | 0        | 0                 |
| Collier          | 0            | 0           | 0           | 0          | 0            | 0        | 0        | 0                 |
| Columbia         | 0            | 0           | 0           | 0          | 0            | 0        | 0        | 0                 |
| De Soto          | 0            | 0           | 0           | 0          | 0            | 0        | 0        | 0                 |
| Dixie            | 0            | 0           | 0           | 0          | 0            | 0        | 0        | 0                 |
| Duval            | 73,882       | 19,732      | 54,150      | 0          | 0            | 0        | 0        | 0                 |
| Escambia         | 0            | 0           | 0           | 0          | 0            | 0        | 0        | 0                 |
| Flagler          | 1,164        | 370         | 794         | 0          | 0            | 0        | 0        | 0                 |
| Franklin         | 0            | 0           | 0           | 0          | 0            | 0        | 0        | 0                 |
| Gadsden          | 0            | 0           | 0           | 0          | 0            | 0        | 0        | 0                 |
| Gilchrist        | 0            | 0           | 0           | 0          | 0            | 0        | 0        | 0                 |
| Glades           | 0            | 0           | 0           | 0          | 0            | 0        | 0        | 0                 |
| Gulf             | 0            | 0           | 0           | 0          | 0            | 0        | 0        | 0                 |
| Hamilton         | 0            | 0           | 0           | 0          | 0            | 0        | 0        | 0                 |
| Hardee           | 0            | 0           | 0           | 0          | 0            | 0        | 0        | 0                 |
| Hendry           | 0            | 0           | 0           | 0          | 0            | 0        | 0        | 0                 |
| Hernando         | 1,976        | 544         | 1,432       | 0          | 0            | 0        | 0        | 0                 |
| Highlands        | 0            | 0           | 0           | 0          | 0            | 0        | 0        | 0                 |
| Hillsborough     | 50,813       | 19,271      | 31,541      | 0          | 0            | 0        | 1        | 0                 |
| Holmes           | 0            | 0           | 0           | 0          | 0            | 0        | 0        | 0                 |
| Indian River     | 253          | 52          | 201         | 0          | 0            | 0        | 0        | 0                 |
| Jackson          | 0            | 0           | 0           | 0          | 0            | 0        | 0        | 0                 |
| Jefferson        | 0            | 0           | 0           | 0          | 0            | 0        | 0        | 0                 |
| Lafayette        | 0            | 0           | 0           | 0          | 0            | 0        | 0        | 0                 |
| Lake             | 4,945        | 1,705       | 3,240       | 0          | 0            | 0        | 0        | 0                 |
| Lee              | 19,346       | 8,457       | 10,888      | 0          | 0            | 0        | 1        | 0                 |
| Leon             | 0            | 0           | 0           | 0          | 0            | 0        | 0        | 0                 |
| Levy             | 0            | 0           | 0           | 0          | 0            | 0        | 0        | 0                 |
| Liberty          | 0            | 0           | 0           | 0          | 0            | 0        | 0        | 0                 |
| Madison          | 0            | 0           | 0           | 0          | 0            | 0        | 0        | 0                 |
| Manatee          | 15,743       | 6,410       | 9,333       | 0          | 0            | 0        | 0        | 0                 |
| Marion           | 1,832        | 218         | 1,614       | 0          | 0            | 0        | 0        | 0                 |
| Martin           | 1,025        | 391         | 633         | 0          | 0            | 0        | 1        | 0                 |
| Miami-Dade       | 43,584       | 14,718      | 28,866      | 0          | 0            | 0        | 0        | 0                 |
| Monroe           | 0            | 0           | 0           | 0          | 0            | 0        | 0        | 0                 |
| Nassau           | 4,655        | 1,688       | 2,967       | 0          | 0            | 0        | 0        | 0                 |
| Okaloosa         | 0            | 0           | 0           | 0          | 0            | 0        | 0        | 0                 |
| Okeechobee       | 119          | 47          | 72          | 0          | 0            | 0        | 0        | 0                 |
| Orange           | 45,448       | 14,386      | 31,062      | 0          | 0            | 0        | 0        | 0                 |
| Osceola          | 6,965        | 2,804       | 4,161       | 0          | 0            | 0        | 0        | 0                 |
| Other            | 0            | 0           | 0           | 0          | 0            | 0        | 0        | 0                 |
| Palm Beach       | 51,483       | 25,347      | 26,136      | 0          | 0            | 0        | 0        | 0                 |
| Pasco            | 17,312       | 5,277       | 12,035      | 0          | 0            | 0        | 0        | 0                 |
| Pinellas         | 72,740       | 16,144      | 56,571      | 0          | 0            | 0        | 25       | 0                 |
| Polk             | 12,135       | 2,058       | 10,077      | 0          | 0            | 0        | 0        | 0                 |
| Putnam           | 0            | 0           | 0           | 0          | 0            | 0        | 0        | 0                 |
| Santa Rosa       | 0            | 0           | 0           | 0          | 0            | 0        | 0        | 0                 |
| Sarasota         | 22,685       | 12,129      | 10,556      | 0          | 0            | 0        | 0        | 0                 |
| Seminole         | 17,928       | 6,268       | 11,660      | 0          | 0            | 0        | 0        | 0                 |
| St. Johns        | 8,301        | 3,379       | 4,922       | 0          | 0            | 0        | 0        | 0                 |
| St. Lucie        | 1,074        | 390         | 684         | 0          | 0            | 0        | 0        | 0                 |
| Sumter           | 0            | 0           | 0           | 0          | 0            | 0        | 0        | 0                 |
| Suwannee         | 0            | 0           | 0           | 0          | 0            | 0        | 0        | 0                 |
| Taylor           | 0            | 0           | 0           | 0          | 0            | 0        | 0        | 0                 |
| Union            | 0            | 0           | 0           | 0          | 0            | 0        | 0        | 0                 |
| Volusia          | 12,680       | 4,676       | 8,004       | 0          | 0            | 0        | 0        | 0                 |
| Wakulla          | 0            | 0           | 0           | 0          | 0            | 0        | 0        | 0                 |
| Walton           | 0            | 0           | 0           | 0          | 0            | 0        | 0        | 0                 |
| Washington       | 0            | 0           | 0           | 0          | 0            | 0        | 0        | 0                 |
| Total Enrollment | 581,346      | 204,540     | 376,778     | 0          | 0            | 0        | 28       | 0                 |

# Managed Care Enrollment by County by Market Segment by Company as of December 31, 2005

**AMERICA'S HEALTH CHOICE MEDICAL PLANS, INC.**

NAIC Company Code

11122

|                  | COUNTY TOTAL | SMALL GROUP | LARGE GROUP | INDIVIDUAL | HEALTHY KIDS | MEDICAID | MEDICARE | FEDERAL EMPLOYEES |
|------------------|--------------|-------------|-------------|------------|--------------|----------|----------|-------------------|
| Alachua          | 0            | 0           | 0           | 0          | 0            | 0        | 0        | 0                 |
| Baker            | 0            | 0           | 0           | 0          | 0            | 0        | 0        | 0                 |
| Bay              | 0            | 0           | 0           | 0          | 0            | 0        | 0        | 0                 |
| Bradford         | 0            | 0           | 0           | 0          | 0            | 0        | 0        | 0                 |
| Brevard          | 387          | 0           | 0           | 0          | 0            | 0        | 387      | 0                 |
| Broward          | 1,869        | 0           | 0           | 0          | 0            | 16       | 1,853    | 0                 |
| Calhoun          | 0            | 0           | 0           | 0          | 0            | 0        | 0        | 0                 |
| Charlotte        | 0            | 0           | 0           | 0          | 0            | 0        | 0        | 0                 |
| Citrus           | 0            | 0           | 0           | 0          | 0            | 0        | 0        | 0                 |
| Clay             | 0            | 0           | 0           | 0          | 0            | 0        | 0        | 0                 |
| Collier          | 0            | 0           | 0           | 0          | 0            | 0        | 0        | 0                 |
| Columbia         | 0            | 0           | 0           | 0          | 0            | 0        | 0        | 0                 |
| De Soto          | 0            | 0           | 0           | 0          | 0            | 0        | 0        | 0                 |
| Dixie            | 0            | 0           | 0           | 0          | 0            | 0        | 0        | 0                 |
| Duval            | 0            | 0           | 0           | 0          | 0            | 0        | 0        | 0                 |
| Escambia         | 0            | 0           | 0           | 0          | 0            | 0        | 0        | 0                 |
| Flagler          | 0            | 0           | 0           | 0          | 0            | 0        | 0        | 0                 |
| Franklin         | 0            | 0           | 0           | 0          | 0            | 0        | 0        | 0                 |
| Gadsden          | 0            | 0           | 0           | 0          | 0            | 0        | 0        | 0                 |
| Gilchrist        | 0            | 0           | 0           | 0          | 0            | 0        | 0        | 0                 |
| Glades           | 0            | 0           | 0           | 0          | 0            | 0        | 0        | 0                 |
| Gulf             | 0            | 0           | 0           | 0          | 0            | 0        | 0        | 0                 |
| Hamilton         | 0            | 0           | 0           | 0          | 0            | 0        | 0        | 0                 |
| Hardee           | 0            | 0           | 0           | 0          | 0            | 0        | 0        | 0                 |
| Hendry           | 0            | 0           | 0           | 0          | 0            | 0        | 0        | 0                 |
| Hernando         | 0            | 0           | 0           | 0          | 0            | 0        | 0        | 0                 |
| Highlands        | 0            | 0           | 0           | 0          | 0            | 0        | 0        | 0                 |
| Hillsborough     | 0            | 0           | 0           | 0          | 0            | 0        | 0        | 0                 |
| Holmes           | 0            | 0           | 0           | 0          | 0            | 0        | 0        | 0                 |
| Indian River     | 2,034        | 0           | 0           | 0          | 0            | 25       | 2,009    | 0                 |
| Jackson          | 0            | 0           | 0           | 0          | 0            | 0        | 0        | 0                 |
| Jefferson        | 0            | 0           | 0           | 0          | 0            | 0        | 0        | 0                 |
| Lafayette        | 0            | 0           | 0           | 0          | 0            | 0        | 0        | 0                 |
| Lake             | 0            | 0           | 0           | 0          | 0            | 0        | 0        | 0                 |
| Lee              | 0            | 0           | 0           | 0          | 0            | 0        | 0        | 0                 |
| Leon             | 0            | 0           | 0           | 0          | 0            | 0        | 0        | 0                 |
| Levy             | 0            | 0           | 0           | 0          | 0            | 0        | 0        | 0                 |
| Liberty          | 0            | 0           | 0           | 0          | 0            | 0        | 0        | 0                 |
| Madison          | 0            | 0           | 0           | 0          | 0            | 0        | 0        | 0                 |
| Manatee          | 0            | 0           | 0           | 0          | 0            | 0        | 0        | 0                 |
| Marion           | 0            | 0           | 0           | 0          | 0            | 0        | 0        | 0                 |
| Martin           | 2,609        | 0           | 0           | 0          | 0            | 7        | 2,602    | 0                 |
| Miami-Dade       | 0            | 0           | 0           | 0          | 0            | 0        | 0        | 0                 |
| Monroe           | 0            | 0           | 0           | 0          | 0            | 0        | 0        | 0                 |
| Nassau           | 0            | 0           | 0           | 0          | 0            | 0        | 0        | 0                 |
| Okaloosa         | 0            | 0           | 0           | 0          | 0            | 0        | 0        | 0                 |
| Okeechobee       | 593          | 0           | 0           | 0          | 0            | 0        | 593      | 0                 |
| Orange           | 0            | 0           | 0           | 0          | 0            | 0        | 0        | 0                 |
| Osceola          | 0            | 0           | 0           | 0          | 0            | 0        | 0        | 0                 |
| Other            | 0            | 0           | 0           | 0          | 0            | 0        | 0        | 0                 |
| Palm Beach       | 3,593        | 0           | 0           | 0          | 0            | 3        | 3,590    | 0                 |
| Pasco            | 0            | 0           | 0           | 0          | 0            | 0        | 0        | 0                 |
| Pinellas         | 0            | 0           | 0           | 0          | 0            | 0        | 0        | 0                 |
| Polk             | 0            | 0           | 0           | 0          | 0            | 0        | 0        | 0                 |
| Putnam           | 0            | 0           | 0           | 0          | 0            | 0        | 0        | 0                 |
| Santa Rosa       | 0            | 0           | 0           | 0          | 0            | 0        | 0        | 0                 |
| Sarasota         | 0            | 0           | 0           | 0          | 0            | 0        | 0        | 0                 |
| Seminole         | 0            | 0           | 0           | 0          | 0            | 0        | 0        | 0                 |
| St. Johns        | 0            | 0           | 0           | 0          | 0            | 0        | 0        | 0                 |
| St. Lucie        | 4,205        | 0           | 0           | 0          | 0            | 35       | 4,170    | 0                 |
| Sumter           | 0            | 0           | 0           | 0          | 0            | 0        | 0        | 0                 |
| Suwannee         | 0            | 0           | 0           | 0          | 0            | 0        | 0        | 0                 |
| Taylor           | 0            | 0           | 0           | 0          | 0            | 0        | 0        | 0                 |
| Union            | 0            | 0           | 0           | 0          | 0            | 0        | 0        | 0                 |
| Volusia          | 0            | 0           | 0           | 0          | 0            | 0        | 0        | 0                 |
| Wakulla          | 0            | 0           | 0           | 0          | 0            | 0        | 0        | 0                 |
| Walton           | 0            | 0           | 0           | 0          | 0            | 0        | 0        | 0                 |
| Washington       | 0            | 0           | 0           | 0          | 0            | 0        | 0        | 0                 |
| Total Enrollment | 15,290       | 0           | 0           | 0          | 0            | 86       | 15,204   | 0                 |

# Managed Care Enrollment by County by Market Segment by Company as of December 31, 2005

**AMERIGROUP FLORIDA, INC.**

NAIC Company Code

95093

|                  | COUNTY TOTAL | SMALL GROUP | LARGE GROUP | INDIVIDUAL | HEALTHY KIDS | MEDICAID | MEDICARE | FEDERAL EMPLOYEES |
|------------------|--------------|-------------|-------------|------------|--------------|----------|----------|-------------------|
| Alachua          | 0            | 0           | 0           | 0          | 0            | 0        | 0        | 0                 |
| Baker            | 0            | 0           | 0           | 0          | 0            | 0        | 0        | 0                 |
| Bay              | 0            | 0           | 0           | 0          | 0            | 0        | 0        | 0                 |
| Bradford         | 0            | 0           | 0           | 0          | 0            | 0        | 0        | 0                 |
| Brevard          | 1,207        | 0           | 0           | 0          | 0            | 1,207    | 0        | 0                 |
| Broward          | 15,074       | 0           | 0           | 0          | 4,611        | 10,463   | 0        | 0                 |
| Calhoun          | 0            | 0           | 0           | 0          | 0            | 0        | 0        | 0                 |
| Charlotte        | 0            | 0           | 0           | 0          | 0            | 0        | 0        | 0                 |
| Citrus           | 0            | 0           | 0           | 0          | 0            | 0        | 0        | 0                 |
| Clay             | 0            | 0           | 0           | 0          | 0            | 0        | 0        | 0                 |
| Collier          | 0            | 0           | 0           | 0          | 0            | 0        | 0        | 0                 |
| Columbia         | 0            | 0           | 0           | 0          | 0            | 0        | 0        | 0                 |
| De Soto          | 0            | 0           | 0           | 0          | 0            | 0        | 0        | 0                 |
| Dixie            | 0            | 0           | 0           | 0          | 0            | 0        | 0        | 0                 |
| Duval            | 0            | 0           | 0           | 0          | 0            | 0        | 0        | 0                 |
| Escambia         | 0            | 0           | 0           | 0          | 0            | 0        | 0        | 0                 |
| Flagler          | 0            | 0           | 0           | 0          | 0            | 0        | 0        | 0                 |
| Franklin         | 0            | 0           | 0           | 0          | 0            | 0        | 0        | 0                 |
| Gadsden          | 0            | 0           | 0           | 0          | 0            | 0        | 0        | 0                 |
| Gilchrist        | 0            | 0           | 0           | 0          | 0            | 0        | 0        | 0                 |
| Glades           | 0            | 0           | 0           | 0          | 0            | 0        | 0        | 0                 |
| Gulf             | 0            | 0           | 0           | 0          | 0            | 0        | 0        | 0                 |
| Hamilton         | 0            | 0           | 0           | 0          | 0            | 0        | 0        | 0                 |
| Hardee           | 0            | 0           | 0           | 0          | 0            | 0        | 0        | 0                 |
| Hendry           | 0            | 0           | 0           | 0          | 0            | 0        | 0        | 0                 |
| Hernando         | 0            | 0           | 0           | 0          | 0            | 0        | 0        | 0                 |
| Highlands        | 0            | 0           | 0           | 0          | 0            | 0        | 0        | 0                 |
| Hillsborough     | 36,533       | 0           | 0           | 0          | 8,425        | 28,108   | 0        | 0                 |
| Holmes           | 0            | 0           | 0           | 0          | 0            | 0        | 0        | 0                 |
| Indian River     | 0            | 0           | 0           | 0          | 0            | 0        | 0        | 0                 |
| Jackson          | 0            | 0           | 0           | 0          | 0            | 0        | 0        | 0                 |
| Jefferson        | 0            | 0           | 0           | 0          | 0            | 0        | 0        | 0                 |
| Lafayette        | 0            | 0           | 0           | 0          | 0            | 0        | 0        | 0                 |
| Lake             | 0            | 0           | 0           | 0          | 0            | 0        | 0        | 0                 |
| Lee              | 11,553       | 0           | 0           | 0          | 0            | 11,553   | 0        | 0                 |
| Leon             | 0            | 0           | 0           | 0          | 0            | 0        | 0        | 0                 |
| Levy             | 0            | 0           | 0           | 0          | 0            | 0        | 0        | 0                 |
| Liberty          | 0            | 0           | 0           | 0          | 0            | 0        | 0        | 0                 |
| Madison          | 0            | 0           | 0           | 0          | 0            | 0        | 0        | 0                 |
| Manatee          | 3,296        | 0           | 0           | 0          | 0            | 3,296    | 0        | 0                 |
| Marion           | 0            | 0           | 0           | 0          | 0            | 0        | 0        | 0                 |
| Martin           | 35           | 0           | 0           | 0          | 0            | 35       | 0        | 0                 |
| Miami-Dade       | 28,793       | 0           | 0           | 0          | 12,875       | 15,918   | 0        | 0                 |
| Monroe           | 0            | 0           | 0           | 0          | 0            | 0        | 0        | 0                 |
| Nassau           | 0            | 0           | 0           | 0          | 0            | 0        | 0        | 0                 |
| Okaloosa         | 0            | 0           | 0           | 0          | 0            | 0        | 0        | 0                 |
| Okeechobee       | 0            | 0           | 0           | 0          | 0            | 0        | 0        | 0                 |
| Orange           | 30,112       | 0           | 0           | 0          | 7,405        | 22,707   | 0        | 0                 |
| Osceola          | 5,123        | 0           | 0           | 0          | 0            | 5,123    | 0        | 0                 |
| Other            | 5,860        | 0           | 0           | 0          | 0            | 5,860    | 0        | 0                 |
| Palm Beach       | 16,007       | 0           | 0           | 0          | 6,613        | 9,394    | 0        | 0                 |
| Pasco            | 12,484       | 0           | 0           | 0          | 4,462        | 8,022    | 0        | 0                 |
| Pinellas         | 25,045       | 0           | 0           | 0          | 5,431        | 19,614   | 0        | 0                 |
| Polk             | 18,349       | 0           | 0           | 0          | 4,527        | 13,822   | 0        | 0                 |
| Putnam           | 0            | 0           | 0           | 0          | 0            | 0        | 0        | 0                 |
| Santa Rosa       | 0            | 0           | 0           | 0          | 0            | 0        | 0        | 0                 |
| Sarasota         | 4,920        | 0           | 0           | 0          | 0            | 4,920    | 0        | 0                 |
| Seminole         | 4,201        | 0           | 0           | 0          | 0            | 4,201    | 0        | 0                 |
| St. Johns        | 0            | 0           | 0           | 0          | 0            | 0        | 0        | 0                 |
| St. Lucie        | 0            | 0           | 0           | 0          | 0            | 0        | 0        | 0                 |
| Sumter           | 0            | 0           | 0           | 0          | 0            | 0        | 0        | 0                 |
| Suwannee         | 0            | 0           | 0           | 0          | 0            | 0        | 0        | 0                 |
| Taylor           | 0            | 0           | 0           | 0          | 0            | 0        | 0        | 0                 |
| Union            | 0            | 0           | 0           | 0          | 0            | 0        | 0        | 0                 |
| Volusia          | 0            | 0           | 0           | 0          | 0            | 0        | 0        | 0                 |
| Wakulla          | 0            | 0           | 0           | 0          | 0            | 0        | 0        | 0                 |
| Walton           | 0            | 0           | 0           | 0          | 0            | 0        | 0        | 0                 |
| Washington       | 0            | 0           | 0           | 0          | 0            | 0        | 0        | 0                 |
| Total Enrollment | 218,592      | 0           | 0           | 0          | 54,349       | 164,243  | 0        | 0                 |

# Managed Care Enrollment by County by Market Segment by Company as of December 31, 2005

**AVMED, INC.**

NAIC Company Code

95263

|                  | COUNTY TOTAL | SMALL GROUP | LARGE GROUP | INDIVIDUAL | HEALTHY KIDS | MEDICAID | MEDICARE | FEDERAL EMPLOYEES |
|------------------|--------------|-------------|-------------|------------|--------------|----------|----------|-------------------|
| Alachua          | 11,080       | 212         | 10,868      | 0          | 0            | 0        | 0        | 0                 |
| Baker            | 1,815        | 2           | 1,813       | 0          | 0            | 0        | 0        | 0                 |
| Bay              | 0            | 0           | 0           | 0          | 0            | 0        | 0        | 0                 |
| Bradford         | 1,757        | 25          | 1,732       | 0          | 0            | 0        | 0        | 0                 |
| Brevard          | 0            | 0           | 0           | 0          | 0            | 0        | 0        | 0                 |
| Broward          | 46,370       | 831         | 32,111      | 0          | 0            | 0        | 12,062   | 1,366             |
| Calhoun          | 0            | 0           | 0           | 0          | 0            | 0        | 0        | 0                 |
| Charlotte        | 0            | 0           | 0           | 0          | 0            | 0        | 0        | 0                 |
| Citrus           | 727          | 20          | 707         | 0          | 0            | 0        | 0        | 0                 |
| Clay             | 1,669        | 14          | 1,655       | 0          | 0            | 0        | 0        | 0                 |
| Collier          | 0            | 0           | 0           | 0          | 0            | 0        | 0        | 0                 |
| Columbia         | 2,540        | 152         | 2,388       | 0          | 0            | 0        | 0        | 0                 |
| De Soto          | 0            | 0           | 0           | 0          | 0            | 0        | 0        | 0                 |
| Dixie            | 330          | 2           | 328         | 0          | 0            | 0        | 0        | 0                 |
| Duval            | 7,870        | 61          | 7,809       | 0          | 0            | 0        | 0        | 0                 |
| Escambia         | 0            | 0           | 0           | 0          | 0            | 0        | 0        | 0                 |
| Flagler          | 0            | 0           | 0           | 0          | 0            | 0        | 0        | 0                 |
| Franklin         | 0            | 0           | 0           | 0          | 0            | 0        | 0        | 0                 |
| Gadsden          | 0            | 0           | 0           | 0          | 0            | 0        | 0        | 0                 |
| Gilchrist        | 586          | 4           | 582         | 0          | 0            | 0        | 0        | 0                 |
| Glades           | 0            | 0           | 0           | 0          | 0            | 0        | 0        | 0                 |
| Gulf             | 0            | 0           | 0           | 0          | 0            | 0        | 0        | 0                 |
| Hamilton         | 608          | 16          | 592         | 0          | 0            | 0        | 0        | 0                 |
| Hardee           | 0            | 0           | 0           | 0          | 0            | 0        | 0        | 0                 |
| Hendry           | 0            | 0           | 0           | 0          | 0            | 0        | 0        | 0                 |
| Hernando         | 1,084        | 23          | 1,061       | 0          | 0            | 0        | 0        | 0                 |
| Highlands        | 0            | 0           | 0           | 0          | 0            | 0        | 0        | 0                 |
| Hillsborough     | 9,325        | 80          | 9,245       | 0          | 0            | 0        | 0        | 0                 |
| Holmes           | 0            | 0           | 0           | 0          | 0            | 0        | 0        | 0                 |
| Indian River     | 0            | 0           | 0           | 0          | 0            | 0        | 0        | 0                 |
| Jackson          | 0            | 0           | 0           | 0          | 0            | 0        | 0        | 0                 |
| Jefferson        | 0            | 0           | 0           | 0          | 0            | 0        | 0        | 0                 |
| Lafayette        | 0            | 0           | 0           | 0          | 0            | 0        | 0        | 0                 |
| Lake             | 0            | 0           | 0           | 0          | 0            | 0        | 0        | 0                 |
| Lee              | 406          | 2           | 404         | 0          | 0            | 0        | 0        | 0                 |
| Leon             | 0            | 0           | 0           | 0          | 0            | 0        | 0        | 0                 |
| Levy             | 1,425        | 44          | 1,381       | 0          | 0            | 0        | 0        | 0                 |
| Liberty          | 0            | 0           | 0           | 0          | 0            | 0        | 0        | 0                 |
| Madison          | 0            | 0           | 0           | 0          | 0            | 0        | 0        | 0                 |
| Manatee          | 0            | 0           | 0           | 0          | 0            | 0        | 0        | 0                 |
| Marion           | 1,486        | 21          | 1,465       | 0          | 0            | 0        | 0        | 0                 |
| Martin           | 0            | 0           | 0           | 0          | 0            | 0        | 0        | 0                 |
| Miami-Dade       | 78,668       | 890         | 67,276      | 0          | 0            | 0        | 7,951    | 2,551             |
| Monroe           | 0            | 0           | 0           | 0          | 0            | 0        | 0        | 0                 |
| Nassau           | 684          | 6           | 678         | 0          | 0            | 0        | 0        | 0                 |
| Okaloosa         | 0            | 0           | 0           | 0          | 0            | 0        | 0        | 0                 |
| Okeechobee       | 0            | 0           | 0           | 0          | 0            | 0        | 0        | 0                 |
| Orange           | 8,036        | 10          | 8,026       | 0          | 0            | 0        | 0        | 0                 |
| Osceola          | 1,317        | 1           | 1,316       | 0          | 0            | 0        | 0        | 0                 |
| Other            | 0            | 0           | 0           | 0          | 0            | 0        | 0        | 0                 |
| Palm Beach       | 7,088        | 153         | 6,499       | 0          | 0            | 0        | 0        | 436               |
| Pasco            | 2,880        | 31          | 2,849       | 0          | 0            | 0        | 0        | 0                 |
| Pinellas         | 4,739        | 100         | 4,639       | 0          | 0            | 0        | 0        | 0                 |
| Polk             | 871          | 2           | 869         | 0          | 0            | 0        | 0        | 0                 |
| Putnam           | 0            | 0           | 0           | 0          | 0            | 0        | 0        | 0                 |
| Santa Rosa       | 0            | 0           | 0           | 0          | 0            | 0        | 0        | 0                 |
| Sarasota         | 350          | 5           | 345         | 0          | 0            | 0        | 0        | 0                 |
| Seminole         | 3,286        | 18          | 3,268       | 0          | 0            | 0        | 0        | 0                 |
| St. Johns        | 733          | 8           | 725         | 0          | 0            | 0        | 0        | 0                 |
| St. Lucie        | 0            | 0           | 0           | 0          | 0            | 0        | 0        | 0                 |
| Sumter           | 0            | 0           | 0           | 0          | 0            | 0        | 0        | 0                 |
| Suwannee         | 1,576        | 71          | 1,505       | 0          | 0            | 0        | 0        | 0                 |
| Taylor           | 0            | 0           | 0           | 0          | 0            | 0        | 0        | 0                 |
| Union            | 1,230        | 4           | 1,226       | 0          | 0            | 0        | 0        | 0                 |
| Volusia          | 0            | 0           | 0           | 0          | 0            | 0        | 0        | 0                 |
| Wakulla          | 0            | 0           | 0           | 0          | 0            | 0        | 0        | 0                 |
| Walton           | 0            | 0           | 0           | 0          | 0            | 0        | 0        | 0                 |
| Washington       | 0            | 0           | 0           | 0          | 0            | 0        | 0        | 0                 |
| Total Enrollment | 200,536      | 2,808       | 173,362     | 0          | 0            | 0        | 20,013   | 4,353             |

# Managed Care Enrollment by County by Market Segment by Company as of December 31, 2005

**CAPITAL HEALTH PLAN, INC.**

NAIC Company Code

95112

|                  | COUNTY TOTAL | SMALL GROUP | LARGE GROUP | INDIVIDUAL | HEALTHY KIDS | MEDICAID | MEDICARE | FEDERAL EMPLOYEES |
|------------------|--------------|-------------|-------------|------------|--------------|----------|----------|-------------------|
| Alachua          | 0            | 0           | 0           | 0          | 0            | 0        | 0        | 0                 |
| Baker            | 0            | 0           | 0           | 0          | 0            | 0        | 0        | 0                 |
| Bay              | 0            | 0           | 0           | 0          | 0            | 0        | 0        | 0                 |
| Bradford         | 0            | 0           | 0           | 0          | 0            | 0        | 0        | 0                 |
| Brevard          | 0            | 0           | 0           | 0          | 0            | 0        | 0        | 0                 |
| Broward          | 0            | 0           | 0           | 0          | 0            | 0        | 0        | 0                 |
| Calhoun          | 0            | 0           | 0           | 0          | 0            | 0        | 0        | 0                 |
| Charlotte        | 0            | 0           | 0           | 0          | 0            | 0        | 0        | 0                 |
| Citrus           | 0            | 0           | 0           | 0          | 0            | 0        | 0        | 0                 |
| Clay             | 0            | 0           | 0           | 0          | 0            | 0        | 0        | 0                 |
| Collier          | 0            | 0           | 0           | 0          | 0            | 0        | 0        | 0                 |
| Columbia         | 0            | 0           | 0           | 0          | 0            | 0        | 0        | 0                 |
| De Soto          | 0            | 0           | 0           | 0          | 0            | 0        | 0        | 0                 |
| Dixie            | 0            | 0           | 0           | 0          | 0            | 0        | 0        | 0                 |
| Duval            | 0            | 0           | 0           | 0          | 0            | 0        | 0        | 0                 |
| Escambia         | 0            | 0           | 0           | 0          | 0            | 0        | 0        | 0                 |
| Flagler          | 0            | 0           | 0           | 0          | 0            | 0        | 0        | 0                 |
| Franklin         | 0            | 0           | 0           | 0          | 0            | 0        | 0        | 0                 |
| Gadsden          | 12,761       | 1,607       | 10,047      | 0          | 0            | 0        | 835      | 272               |
| Gilchrist        | 0            | 0           | 0           | 0          | 0            | 0        | 0        | 0                 |
| Glades           | 0            | 0           | 0           | 0          | 0            | 0        | 0        | 0                 |
| Gulf             | 0            | 0           | 0           | 0          | 0            | 0        | 0        | 0                 |
| Hamilton         | 0            | 0           | 0           | 0          | 0            | 0        | 0        | 0                 |
| Hardee           | 0            | 0           | 0           | 0          | 0            | 0        | 0        | 0                 |
| Hendry           | 0            | 0           | 0           | 0          | 0            | 0        | 0        | 0                 |
| Hernando         | 0            | 0           | 0           | 0          | 0            | 0        | 0        | 0                 |
| Highlands        | 0            | 0           | 0           | 0          | 0            | 0        | 0        | 0                 |
| Hillsborough     | 0            | 0           | 0           | 0          | 0            | 0        | 0        | 0                 |
| Holmes           | 0            | 0           | 0           | 0          | 0            | 0        | 0        | 0                 |
| Indian River     | 0            | 0           | 0           | 0          | 0            | 0        | 0        | 0                 |
| Jackson          | 0            | 0           | 0           | 0          | 0            | 0        | 0        | 0                 |
| Jefferson        | 3,748        | 669         | 2,744       | 0          | 0            | 0        | 247      | 88                |
| Lafayette        | 0            | 0           | 0           | 0          | 0            | 0        | 0        | 0                 |
| Lake             | 0            | 0           | 0           | 0          | 0            | 0        | 0        | 0                 |
| Lee              | 0            | 0           | 0           | 0          | 0            | 0        | 0        | 0                 |
| Leon             | 86,596       | 14,707      | 66,038      | 0          | 0            | 0        | 4,055    | 1,796             |
| Levy             | 0            | 0           | 0           | 0          | 0            | 0        | 0        | 0                 |
| Liberty          | 0            | 0           | 0           | 0          | 0            | 0        | 0        | 0                 |
| Madison          | 0            | 0           | 0           | 0          | 0            | 0        | 0        | 0                 |
| Manatee          | 0            | 0           | 0           | 0          | 0            | 0        | 0        | 0                 |
| Marion           | 0            | 0           | 0           | 0          | 0            | 0        | 0        | 0                 |
| Martin           | 0            | 0           | 0           | 0          | 0            | 0        | 0        | 0                 |
| Miami-Dade       | 0            | 0           | 0           | 0          | 0            | 0        | 0        | 0                 |
| Monroe           | 0            | 0           | 0           | 0          | 0            | 0        | 0        | 0                 |
| Nassau           | 0            | 0           | 0           | 0          | 0            | 0        | 0        | 0                 |
| Okaloosa         | 0            | 0           | 0           | 0          | 0            | 0        | 0        | 0                 |
| Okeechobee       | 0            | 0           | 0           | 0          | 0            | 0        | 0        | 0                 |
| Orange           | 0            | 0           | 0           | 0          | 0            | 0        | 0        | 0                 |
| Osceola          | 0            | 0           | 0           | 0          | 0            | 0        | 0        | 0                 |
| Other            | 0            | 0           | 0           | 0          | 0            | 0        | 0        | 0                 |
| Palm Beach       | 0            | 0           | 0           | 0          | 0            | 0        | 0        | 0                 |
| Pasco            | 0            | 0           | 0           | 0          | 0            | 0        | 0        | 0                 |
| Pinellas         | 0            | 0           | 0           | 0          | 0            | 0        | 0        | 0                 |
| Polk             | 0            | 0           | 0           | 0          | 0            | 0        | 0        | 0                 |
| Putnam           | 0            | 0           | 0           | 0          | 0            | 0        | 0        | 0                 |
| Santa Rosa       | 0            | 0           | 0           | 0          | 0            | 0        | 0        | 0                 |
| Sarasota         | 0            | 0           | 0           | 0          | 0            | 0        | 0        | 0                 |
| Seminole         | 0            | 0           | 0           | 0          | 0            | 0        | 0        | 0                 |
| St. Johns        | 0            | 0           | 0           | 0          | 0            | 0        | 0        | 0                 |
| St. Lucie        | 0            | 0           | 0           | 0          | 0            | 0        | 0        | 0                 |
| Sumter           | 0            | 0           | 0           | 0          | 0            | 0        | 0        | 0                 |
| Suwannee         | 0            | 0           | 0           | 0          | 0            | 0        | 0        | 0                 |
| Taylor           | 0            | 0           | 0           | 0          | 0            | 0        | 0        | 0                 |
| Union            | 0            | 0           | 0           | 0          | 0            | 0        | 0        | 0                 |
| Volusia          | 0            | 0           | 0           | 0          | 0            | 0        | 0        | 0                 |
| Wakulla          | 9,455        | 1,459       | 7,150       | 0          | 0            | 0        | 541      | 305               |
| Walton           | 0            | 0           | 0           | 0          | 0            | 0        | 0        | 0                 |
| Washington       | 0            | 0           | 0           | 0          | 0            | 0        | 0        | 0                 |
| Total Enrollment | 112,560      | 18,442      | 85,979      | 0          | 0            | 0        | 5,678    | 2,461             |

# Managed Care Enrollment by County by Market Segment by Company as of December 31, 2005

CAREPLUS HEALTH PLANS, INC.

NAIC Company Code

95092

|                  | COUNTY TOTAL | SMALL GROUP | LARGE GROUP | INDIVIDUAL | HEALTHY KIDS | MEDICAID | MEDICARE | FEDERAL EMPLOYEES |
|------------------|--------------|-------------|-------------|------------|--------------|----------|----------|-------------------|
| Alachua          | 0            | 0           | 0           | 0          | 0            | 0        | 0        | 0                 |
| Baker            | 0            | 0           | 0           | 0          | 0            | 0        | 0        | 0                 |
| Bay              | 0            | 0           | 0           | 0          | 0            | 0        | 0        | 0                 |
| Bradford         | 0            | 0           | 0           | 0          | 0            | 0        | 0        | 0                 |
| Brevard          | 0            | 0           | 0           | 0          | 0            | 0        | 0        | 0                 |
| Broward          | 19,051       | 0           | 0           | 0          | 0            | 0        | 19,051   | 0                 |
| Calhoun          | 0            | 0           | 0           | 0          | 0            | 0        | 0        | 0                 |
| Charlotte        | 0            | 0           | 0           | 0          | 0            | 0        | 0        | 0                 |
| Citrus           | 0            | 0           | 0           | 0          | 0            | 0        | 0        | 0                 |
| Clay             | 0            | 0           | 0           | 0          | 0            | 0        | 0        | 0                 |
| Collier          | 0            | 0           | 0           | 0          | 0            | 0        | 0        | 0                 |
| Columbia         | 0            | 0           | 0           | 0          | 0            | 0        | 0        | 0                 |
| De Soto          | 0            | 0           | 0           | 0          | 0            | 0        | 0        | 0                 |
| Dixie            | 0            | 0           | 0           | 0          | 0            | 0        | 0        | 0                 |
| Duval            | 0            | 0           | 0           | 0          | 0            | 0        | 0        | 0                 |
| Escambia         | 0            | 0           | 0           | 0          | 0            | 0        | 0        | 0                 |
| Flagler          | 0            | 0           | 0           | 0          | 0            | 0        | 0        | 0                 |
| Franklin         | 0            | 0           | 0           | 0          | 0            | 0        | 0        | 0                 |
| Gadsden          | 0            | 0           | 0           | 0          | 0            | 0        | 0        | 0                 |
| Gilchrist        | 0            | 0           | 0           | 0          | 0            | 0        | 0        | 0                 |
| Glades           | 0            | 0           | 0           | 0          | 0            | 0        | 0        | 0                 |
| Gulf             | 0            | 0           | 0           | 0          | 0            | 0        | 0        | 0                 |
| Hamilton         | 0            | 0           | 0           | 0          | 0            | 0        | 0        | 0                 |
| Hardee           | 0            | 0           | 0           | 0          | 0            | 0        | 0        | 0                 |
| Hendry           | 0            | 0           | 0           | 0          | 0            | 0        | 0        | 0                 |
| Hernando         | 0            | 0           | 0           | 0          | 0            | 0        | 0        | 0                 |
| Highlands        | 0            | 0           | 0           | 0          | 0            | 0        | 0        | 0                 |
| Hillsborough     | 52           | 0           | 0           | 0          | 0            | 0        | 52       | 0                 |
| Holmes           | 0            | 0           | 0           | 0          | 0            | 0        | 0        | 0                 |
| Indian River     | 0            | 0           | 0           | 0          | 0            | 0        | 0        | 0                 |
| Jackson          | 0            | 0           | 0           | 0          | 0            | 0        | 0        | 0                 |
| Jefferson        | 0            | 0           | 0           | 0          | 0            | 0        | 0        | 0                 |
| Lafayette        | 0            | 0           | 0           | 0          | 0            | 0        | 0        | 0                 |
| Lake             | 0            | 0           | 0           | 0          | 0            | 0        | 0        | 0                 |
| Lee              | 0            | 0           | 0           | 0          | 0            | 0        | 0        | 0                 |
| Leon             | 0            | 0           | 0           | 0          | 0            | 0        | 0        | 0                 |
| Levy             | 0            | 0           | 0           | 0          | 0            | 0        | 0        | 0                 |
| Liberty          | 0            | 0           | 0           | 0          | 0            | 0        | 0        | 0                 |
| Madison          | 0            | 0           | 0           | 0          | 0            | 0        | 0        | 0                 |
| Manatee          | 0            | 0           | 0           | 0          | 0            | 0        | 0        | 0                 |
| Marion           | 0            | 0           | 0           | 0          | 0            | 0        | 0        | 0                 |
| Martin           | 0            | 0           | 0           | 0          | 0            | 0        | 0        | 0                 |
| Miami-Dade       | 27,840       | 0           | 0           | 0          | 0            | 0        | 27,840   | 0                 |
| Monroe           | 0            | 0           | 0           | 0          | 0            | 0        | 0        | 0                 |
| Nassau           | 0            | 0           | 0           | 0          | 0            | 0        | 0        | 0                 |
| Okaloosa         | 0            | 0           | 0           | 0          | 0            | 0        | 0        | 0                 |
| Okeechobee       | 0            | 0           | 0           | 0          | 0            | 0        | 0        | 0                 |
| Orange           | 0            | 0           | 0           | 0          | 0            | 0        | 0        | 0                 |
| Osceola          | 0            | 0           | 0           | 0          | 0            | 0        | 0        | 0                 |
| Other            | 0            | 0           | 0           | 0          | 0            | 0        | 0        | 0                 |
| Palm Beach       | 2,659        | 0           | 0           | 0          | 0            | 0        | 2,659    | 0                 |
| Pasco            | 0            | 0           | 0           | 0          | 0            | 0        | 0        | 0                 |
| Pinellas         | 0            | 0           | 0           | 0          | 0            | 0        | 0        | 0                 |
| Polk             | 0            | 0           | 0           | 0          | 0            | 0        | 0        | 0                 |
| Putnam           | 0            | 0           | 0           | 0          | 0            | 0        | 0        | 0                 |
| Santa Rosa       | 0            | 0           | 0           | 0          | 0            | 0        | 0        | 0                 |
| Sarasota         | 0            | 0           | 0           | 0          | 0            | 0        | 0        | 0                 |
| Seminole         | 0            | 0           | 0           | 0          | 0            | 0        | 0        | 0                 |
| St. Johns        | 0            | 0           | 0           | 0          | 0            | 0        | 0        | 0                 |
| St. Lucie        | 0            | 0           | 0           | 0          | 0            | 0        | 0        | 0                 |
| Sumter           | 0            | 0           | 0           | 0          | 0            | 0        | 0        | 0                 |
| Suwannee         | 0            | 0           | 0           | 0          | 0            | 0        | 0        | 0                 |
| Taylor           | 0            | 0           | 0           | 0          | 0            | 0        | 0        | 0                 |
| Union            | 0            | 0           | 0           | 0          | 0            | 0        | 0        | 0                 |
| Volusia          | 0            | 0           | 0           | 0          | 0            | 0        | 0        | 0                 |
| Wakulla          | 0            | 0           | 0           | 0          | 0            | 0        | 0        | 0                 |
| Walton           | 0            | 0           | 0           | 0          | 0            | 0        | 0        | 0                 |
| Washington       | 0            | 0           | 0           | 0          | 0            | 0        | 0        | 0                 |
| Total Enrollment | 49,602       | 0           | 0           | 0          | 0            | 0        | 49,602   | 0                 |

# Managed Care Enrollment by County by Market Segment by Company as of December 31, 2005

**CIGNA HEALTHCARE OF FLORIDA, INC.**

NAIC Company Code

95136

|                  | COUNTY TOTAL | SMALL GROUP | LARGE GROUP | INDIVIDUAL | HEALTHY KIDS | MEDICAID | MEDICARE | FEDERAL EMPLOYEES |
|------------------|--------------|-------------|-------------|------------|--------------|----------|----------|-------------------|
| Alachua          | 30           | 0           | 30          | 0          | 0            | 0        | 0        | 0                 |
| Baker            | 4            | 0           | 4           | 0          | 0            | 0        | 0        | 0                 |
| Bay              | 0            | 0           | 0           | 0          | 0            | 0        | 0        | 0                 |
| Bradford         | 7            | 0           | 7           | 0          | 0            | 0        | 0        | 0                 |
| Brevard          | 1,353        | 0           | 1,353       | 0          | 0            | 0        | 0        | 0                 |
| Broward          | 9,801        | 0           | 9,801       | 0          | 0            | 0        | 0        | 0                 |
| Calhoun          | 0            | 0           | 0           | 0          | 0            | 0        | 0        | 0                 |
| Charlotte        | 40           | 0           | 40          | 0          | 0            | 0        | 0        | 0                 |
| Citrus           | 15           | 0           | 15          | 0          | 0            | 0        | 0        | 0                 |
| Clay             | 0            | 0           | 0           | 0          | 0            | 0        | 0        | 0                 |
| Collier          | 57           | 0           | 57          | 0          | 0            | 0        | 0        | 0                 |
| Columbia         | 12           | 0           | 12          | 0          | 0            | 0        | 0        | 0                 |
| De Soto          | 12           | 0           | 12          | 0          | 0            | 0        | 0        | 0                 |
| Dixie            | 0            | 0           | 0           | 0          | 0            | 0        | 0        | 0                 |
| Duval            | 1,135        | 0           | 1,135       | 0          | 0            | 0        | 0        | 0                 |
| Escambia         | 1            | 0           | 1           | 0          | 0            | 0        | 0        | 0                 |
| Flagler          | 26           | 0           | 26          | 0          | 0            | 0        | 0        | 0                 |
| Franklin         | 0            | 0           | 0           | 0          | 0            | 0        | 0        | 0                 |
| Gadsden          | 0            | 0           | 0           | 0          | 0            | 0        | 0        | 0                 |
| Gilchrist        | 1            | 0           | 1           | 0          | 0            | 0        | 0        | 0                 |
| Glades           | 1            | 0           | 1           | 0          | 0            | 0        | 0        | 0                 |
| Gulf             | 0            | 0           | 0           | 0          | 0            | 0        | 0        | 0                 |
| Hamilton         | 3            | 0           | 3           | 0          | 0            | 0        | 0        | 0                 |
| Hardee           | 4            | 0           | 4           | 0          | 0            | 0        | 0        | 0                 |
| Hendry           | 23           | 0           | 23          | 0          | 0            | 0        | 0        | 0                 |
| Hernando         | 359          | 0           | 359         | 0          | 0            | 0        | 0        | 0                 |
| Highlands        | 8            | 0           | 8           | 0          | 0            | 0        | 0        | 0                 |
| Hillsborough     | 10,068       | 0           | 10,068      | 0          | 0            | 0        | 0        | 0                 |
| Holmes           | 0            | 0           | 0           | 0          | 0            | 0        | 0        | 0                 |
| Indian River     | 70           | 0           | 70          | 0          | 0            | 0        | 0        | 0                 |
| Jackson          | 0            | 0           | 0           | 0          | 0            | 0        | 0        | 0                 |
| Jefferson        | 9            | 0           | 9           | 0          | 0            | 0        | 0        | 0                 |
| Lafayette        | 0            | 0           | 0           | 0          | 0            | 0        | 0        | 0                 |
| Lake             | 694          | 0           | 694         | 0          | 0            | 0        | 0        | 0                 |
| Lee              | 200          | 0           | 200         | 0          | 0            | 0        | 0        | 0                 |
| Leon             | 15           | 0           | 15          | 0          | 0            | 0        | 0        | 0                 |
| Levy             | 7            | 0           | 7           | 0          | 0            | 0        | 0        | 0                 |
| Liberty          | 0            | 0           | 0           | 0          | 0            | 0        | 0        | 0                 |
| Madison          | 0            | 0           | 0           | 0          | 0            | 0        | 0        | 0                 |
| Manatee          | 268          | 0           | 268         | 0          | 0            | 0        | 0        | 0                 |
| Marion           | 68           | 0           | 68          | 0          | 0            | 0        | 0        | 0                 |
| Martin           | 166          | 0           | 166         | 0          | 0            | 0        | 0        | 0                 |
| Miami-Dade       | 7,832        | 0           | 7,832       | 0          | 0            | 0        | 0        | 0                 |
| Monroe           | 16           | 0           | 16          | 0          | 0            | 0        | 0        | 0                 |
| Nassau           | 96           | 0           | 96          | 0          | 0            | 0        | 0        | 0                 |
| Okaloosa         | 0            | 0           | 0           | 0          | 0            | 0        | 0        | 0                 |
| Okeechobee       | 41           | 0           | 41          | 0          | 0            | 0        | 0        | 0                 |
| Orange           | 9,990        | 0           | 9,990       | 0          | 0            | 0        | 0        | 0                 |
| Osceola          | 5,710        | 0           | 5,710       | 0          | 0            | 0        | 0        | 0                 |
| Other            | 732          | 0           | 732         | 0          | 0            | 0        | 0        | 0                 |
| Palm Beach       | 8,252        | 0           | 8,252       | 0          | 0            | 0        | 0        | 0                 |
| Pasco            | 2,973        | 0           | 2,973       | 0          | 0            | 0        | 0        | 0                 |
| Pinellas         | 7,474        | 0           | 7,474       | 0          | 0            | 0        | 0        | 0                 |
| Polk             | 2,625        | 0           | 2,625       | 0          | 0            | 0        | 0        | 0                 |
| Putnam           | 11           | 0           | 11          | 0          | 0            | 0        | 0        | 0                 |
| Santa Rosa       | 0            | 0           | 0           | 0          | 0            | 0        | 0        | 0                 |
| Sarasota         | 210          | 0           | 210         | 0          | 0            | 0        | 0        | 0                 |
| Seminole         | 10,569       | 0           | 10,569      | 0          | 0            | 0        | 0        | 0                 |
| St. Johns        | 0            | 0           | 0           | 0          | 0            | 0        | 0        | 0                 |
| St. Lucie        | 0            | 0           | 0           | 0          | 0            | 0        | 0        | 0                 |
| Sumter           | 16           | 0           | 16          | 0          | 0            | 0        | 0        | 0                 |
| Suwannee         | 2            | 0           | 2           | 0          | 0            | 0        | 0        | 0                 |
| Taylor           | 2            | 0           | 2           | 0          | 0            | 0        | 0        | 0                 |
| Union            | 3            | 0           | 3           | 0          | 0            | 0        | 0        | 0                 |
| Volusia          | 1,506        | 0           | 1,506       | 0          | 0            | 0        | 0        | 0                 |
| Wakulla          | 0            | 0           | 0           | 0          | 0            | 0        | 0        | 0                 |
| Walton           | 2            | 0           | 2           | 0          | 0            | 0        | 0        | 0                 |
| Washington       | 0            | 0           | 0           | 0          | 0            | 0        | 0        | 0                 |
| Total Enrollment | 82,519       | 0           | 82,519      | 0          | 0            | 0        | 0        | 0                 |

# Managed Care Enrollment by County by Market Segment by Company as of December 31, 2005

**CITRUS HEALTH CARE, INC.**

NAIC Company Code

11836

|                  | COUNTY TOTAL | SMALL GROUP | LARGE GROUP | INDIVIDUAL | HEALTHY KIDS | MEDICAID | MEDICARE | FEDERAL EMPLOYEES |
|------------------|--------------|-------------|-------------|------------|--------------|----------|----------|-------------------|
| Alachua          | 0            | 0           | 0           | 0          | 0            | 0        | 0        | 0                 |
| Baker            | 0            | 0           | 0           | 0          | 0            | 0        | 0        | 0                 |
| Bay              | 0            | 0           | 0           | 0          | 0            | 0        | 0        | 0                 |
| Bradford         | 0            | 0           | 0           | 0          | 0            | 0        | 0        | 0                 |
| Brevard          | 0            | 0           | 0           | 0          | 0            | 0        | 0        | 0                 |
| Broward          | 0            | 0           | 0           | 0          | 0            | 0        | 0        | 0                 |
| Calhoun          | 0            | 0           | 0           | 0          | 0            | 0        | 0        | 0                 |
| Charlotte        | 0            | 0           | 0           | 0          | 0            | 0        | 0        | 0                 |
| Citrus           | 0            | 0           | 0           | 0          | 0            | 0        | 0        | 0                 |
| Clay             | 0            | 0           | 0           | 0          | 0            | 0        | 0        | 0                 |
| Collier          | 0            | 0           | 0           | 0          | 0            | 0        | 0        | 0                 |
| Columbia         | 0            | 0           | 0           | 0          | 0            | 0        | 0        | 0                 |
| De Soto          | 0            | 0           | 0           | 0          | 0            | 0        | 0        | 0                 |
| Dixie            | 0            | 0           | 0           | 0          | 0            | 0        | 0        | 0                 |
| Duval            | 0            | 0           | 0           | 0          | 0            | 0        | 0        | 0                 |
| Escambia         | 0            | 0           | 0           | 0          | 0            | 0        | 0        | 0                 |
| Flagler          | 0            | 0           | 0           | 0          | 0            | 0        | 0        | 0                 |
| Franklin         | 0            | 0           | 0           | 0          | 0            | 0        | 0        | 0                 |
| Gadsden          | 0            | 0           | 0           | 0          | 0            | 0        | 0        | 0                 |
| Gilchrist        | 0            | 0           | 0           | 0          | 0            | 0        | 0        | 0                 |
| Glades           | 0            | 0           | 0           | 0          | 0            | 0        | 0        | 0                 |
| Gulf             | 0            | 0           | 0           | 0          | 0            | 0        | 0        | 0                 |
| Hamilton         | 0            | 0           | 0           | 0          | 0            | 0        | 0        | 0                 |
| Hardee           | 0            | 0           | 0           | 0          | 0            | 0        | 0        | 0                 |
| Hendry           | 0            | 0           | 0           | 0          | 0            | 0        | 0        | 0                 |
| Hernando         | 0            | 0           | 0           | 0          | 0            | 0        | 0        | 0                 |
| Highlands        | 0            | 0           | 0           | 0          | 0            | 0        | 0        | 0                 |
| Hillsborough     | 4,638        | 0           | 0           | 388        | 0            | 4,177    | 73       | 0                 |
| Holmes           | 0            | 0           | 0           | 0          | 0            | 0        | 0        | 0                 |
| Indian River     | 0            | 0           | 0           | 0          | 0            | 0        | 0        | 0                 |
| Jackson          | 0            | 0           | 0           | 0          | 0            | 0        | 0        | 0                 |
| Jefferson        | 0            | 0           | 0           | 0          | 0            | 0        | 0        | 0                 |
| Lafayette        | 0            | 0           | 0           | 0          | 0            | 0        | 0        | 0                 |
| Lake             | 7            | 0           | 0           | 7          | 0            | 0        | 0        | 0                 |
| Lee              | 0            | 0           | 0           | 0          | 0            | 0        | 0        | 0                 |
| Leon             | 0            | 0           | 0           | 0          | 0            | 0        | 0        | 0                 |
| Levy             | 0            | 0           | 0           | 0          | 0            | 0        | 0        | 0                 |
| Liberty          | 0            | 0           | 0           | 0          | 0            | 0        | 0        | 0                 |
| Madison          | 0            | 0           | 0           | 0          | 0            | 0        | 0        | 0                 |
| Manatee          | 0            | 0           | 0           | 0          | 0            | 0        | 0        | 0                 |
| Marion           | 0            | 0           | 0           | 0          | 0            | 0        | 0        | 0                 |
| Martin           | 0            | 0           | 0           | 0          | 0            | 0        | 0        | 0                 |
| Miami-Dade       | 0            | 0           | 0           | 0          | 0            | 0        | 0        | 0                 |
| Monroe           | 0            | 0           | 0           | 0          | 0            | 0        | 0        | 0                 |
| Nassau           | 0            | 0           | 0           | 0          | 0            | 0        | 0        | 0                 |
| Okaloosa         | 0            | 0           | 0           | 0          | 0            | 0        | 0        | 0                 |
| Okeechobee       | 0            | 0           | 0           | 0          | 0            | 0        | 0        | 0                 |
| Orange           | 61           | 0           | 0           | 61         | 0            | 0        | 0        | 0                 |
| Osceola          | 17           | 0           | 0           | 17         | 0            | 0        | 0        | 0                 |
| Other            | 135          | 0           | 0           | 2          | 0            | 130      | 3        | 0                 |
| Palm Beach       | 0            | 0           | 0           | 0          | 0            | 0        | 0        | 0                 |
| Pasco            | 1,787        | 0           | 0           | 175        | 0            | 1,598    | 14       | 0                 |
| Pinellas         | 3,418        | 0           | 0           | 464        | 0            | 2,911    | 43       | 0                 |
| Polk             | 3,226        | 0           | 0           | 37         | 0            | 2,856    | 333      | 0                 |
| Putnam           | 0            | 0           | 0           | 0          | 0            | 0        | 0        | 0                 |
| Santa Rosa       | 0            | 0           | 0           | 0          | 0            | 0        | 0        | 0                 |
| Sarasota         | 0            | 0           | 0           | 0          | 0            | 0        | 0        | 0                 |
| Seminole         | 14           | 0           | 0           | 14         | 0            | 0        | 0        | 0                 |
| St. Johns        | 0            | 0           | 0           | 0          | 0            | 0        | 0        | 0                 |
| St. Lucie        | 0            | 0           | 0           | 0          | 0            | 0        | 0        | 0                 |
| Sumter           | 0            | 0           | 0           | 0          | 0            | 0        | 0        | 0                 |
| Suwannee         | 0            | 0           | 0           | 0          | 0            | 0        | 0        | 0                 |
| Taylor           | 0            | 0           | 0           | 0          | 0            | 0        | 0        | 0                 |
| Union            | 0            | 0           | 0           | 0          | 0            | 0        | 0        | 0                 |
| Volusia          | 25           | 0           | 0           | 0          | 0            | 0        | 25       | 0                 |
| Wakulla          | 0            | 0           | 0           | 0          | 0            | 0        | 0        | 0                 |
| Walton           | 0            | 0           | 0           | 0          | 0            | 0        | 0        | 0                 |
| Washington       | 0            | 0           | 0           | 0          | 0            | 0        | 0        | 0                 |
| Total Enrollment | 13,328       | 0           | 0           | 1,165      | 0            | 11,672   | 491      | 0                 |

# Managed Care Enrollment by County by Market Segment by Company as of December 31, 2005

**DOCTORCARE, INC.**

NAIC Company Code

11960

|                  | COUNTY TOTAL | SMALL GROUP | LARGE GROUP | INDIVIDUAL | HEALTHY KIDS | MEDICAID | MEDICARE | FEDERAL EMPLOYEES |
|------------------|--------------|-------------|-------------|------------|--------------|----------|----------|-------------------|
| Alachua          | 0            | 0           | 0           | 0          | 0            | 0        | 0        | 0                 |
| Baker            | 0            | 0           | 0           | 0          | 0            | 0        | 0        | 0                 |
| Bay              | 0            | 0           | 0           | 0          | 0            | 0        | 0        | 0                 |
| Bradford         | 0            | 0           | 0           | 0          | 0            | 0        | 0        | 0                 |
| Brevard          | 0            | 0           | 0           | 0          | 0            | 0        | 0        | 0                 |
| Broward          | 0            | 0           | 0           | 0          | 0            | 0        | 0        | 0                 |
| Calhoun          | 0            | 0           | 0           | 0          | 0            | 0        | 0        | 0                 |
| Charlotte        | 0            | 0           | 0           | 0          | 0            | 0        | 0        | 0                 |
| Citrus           | 0            | 0           | 0           | 0          | 0            | 0        | 0        | 0                 |
| Clay             | 0            | 0           | 0           | 0          | 0            | 0        | 0        | 0                 |
| Collier          | 0            | 0           | 0           | 0          | 0            | 0        | 0        | 0                 |
| Columbia         | 0            | 0           | 0           | 0          | 0            | 0        | 0        | 0                 |
| De Soto          | 0            | 0           | 0           | 0          | 0            | 0        | 0        | 0                 |
| Dixie            | 0            | 0           | 0           | 0          | 0            | 0        | 0        | 0                 |
| Duval            | 0            | 0           | 0           | 0          | 0            | 0        | 0        | 0                 |
| Escambia         | 0            | 0           | 0           | 0          | 0            | 0        | 0        | 0                 |
| Flagler          | 0            | 0           | 0           | 0          | 0            | 0        | 0        | 0                 |
| Franklin         | 0            | 0           | 0           | 0          | 0            | 0        | 0        | 0                 |
| Gadsden          | 0            | 0           | 0           | 0          | 0            | 0        | 0        | 0                 |
| Gilchrist        | 0            | 0           | 0           | 0          | 0            | 0        | 0        | 0                 |
| Glades           | 0            | 0           | 0           | 0          | 0            | 0        | 0        | 0                 |
| Gulf             | 0            | 0           | 0           | 0          | 0            | 0        | 0        | 0                 |
| Hamilton         | 0            | 0           | 0           | 0          | 0            | 0        | 0        | 0                 |
| Hardee           | 0            | 0           | 0           | 0          | 0            | 0        | 0        | 0                 |
| Hendry           | 0            | 0           | 0           | 0          | 0            | 0        | 0        | 0                 |
| Hernando         | 0            | 0           | 0           | 0          | 0            | 0        | 0        | 0                 |
| Highlands        | 0            | 0           | 0           | 0          | 0            | 0        | 0        | 0                 |
| Hillsborough     | 0            | 0           | 0           | 0          | 0            | 0        | 0        | 0                 |
| Holmes           | 0            | 0           | 0           | 0          | 0            | 0        | 0        | 0                 |
| Indian River     | 0            | 0           | 0           | 0          | 0            | 0        | 0        | 0                 |
| Jackson          | 0            | 0           | 0           | 0          | 0            | 0        | 0        | 0                 |
| Jefferson        | 0            | 0           | 0           | 0          | 0            | 0        | 0        | 0                 |
| Lafayette        | 0            | 0           | 0           | 0          | 0            | 0        | 0        | 0                 |
| Lake             | 0            | 0           | 0           | 0          | 0            | 0        | 0        | 0                 |
| Lee              | 0            | 0           | 0           | 0          | 0            | 0        | 0        | 0                 |
| Leon             | 0            | 0           | 0           | 0          | 0            | 0        | 0        | 0                 |
| Levy             | 0            | 0           | 0           | 0          | 0            | 0        | 0        | 0                 |
| Liberty          | 0            | 0           | 0           | 0          | 0            | 0        | 0        | 0                 |
| Madison          | 0            | 0           | 0           | 0          | 0            | 0        | 0        | 0                 |
| Manatee          | 0            | 0           | 0           | 0          | 0            | 0        | 0        | 0                 |
| Marion           | 0            | 0           | 0           | 0          | 0            | 0        | 0        | 0                 |
| Martin           | 0            | 0           | 0           | 0          | 0            | 0        | 0        | 0                 |
| Miami-Dade       | 5,359        | 0           | 0           | 0          | 0            | 0        | 5,359    | 0                 |
| Monroe           | 0            | 0           | 0           | 0          | 0            | 0        | 0        | 0                 |
| Nassau           | 0            | 0           | 0           | 0          | 0            | 0        | 0        | 0                 |
| Okaloosa         | 0            | 0           | 0           | 0          | 0            | 0        | 0        | 0                 |
| Okeechobee       | 0            | 0           | 0           | 0          | 0            | 0        | 0        | 0                 |
| Orange           | 0            | 0           | 0           | 0          | 0            | 0        | 0        | 0                 |
| Osceola          | 0            | 0           | 0           | 0          | 0            | 0        | 0        | 0                 |
| Other            | 0            | 0           | 0           | 0          | 0            | 0        | 0        | 0                 |
| Palm Beach       | 0            | 0           | 0           | 0          | 0            | 0        | 0        | 0                 |
| Pasco            | 0            | 0           | 0           | 0          | 0            | 0        | 0        | 0                 |
| Pinellas         | 0            | 0           | 0           | 0          | 0            | 0        | 0        | 0                 |
| Polk             | 0            | 0           | 0           | 0          | 0            | 0        | 0        | 0                 |
| Putnam           | 0            | 0           | 0           | 0          | 0            | 0        | 0        | 0                 |
| Santa Rosa       | 0            | 0           | 0           | 0          | 0            | 0        | 0        | 0                 |
| Sarasota         | 0            | 0           | 0           | 0          | 0            | 0        | 0        | 0                 |
| Seminole         | 0            | 0           | 0           | 0          | 0            | 0        | 0        | 0                 |
| St. Johns        | 0            | 0           | 0           | 0          | 0            | 0        | 0        | 0                 |
| St. Lucie        | 0            | 0           | 0           | 0          | 0            | 0        | 0        | 0                 |
| Sumter           | 0            | 0           | 0           | 0          | 0            | 0        | 0        | 0                 |
| Suwannee         | 0            | 0           | 0           | 0          | 0            | 0        | 0        | 0                 |
| Taylor           | 0            | 0           | 0           | 0          | 0            | 0        | 0        | 0                 |
| Union            | 0            | 0           | 0           | 0          | 0            | 0        | 0        | 0                 |
| Volusia          | 0            | 0           | 0           | 0          | 0            | 0        | 0        | 0                 |
| Wakulla          | 0            | 0           | 0           | 0          | 0            | 0        | 0        | 0                 |
| Walton           | 0            | 0           | 0           | 0          | 0            | 0        | 0        | 0                 |
| Washington       | 0            | 0           | 0           | 0          | 0            | 0        | 0        | 0                 |
| Total Enrollment | 5,359        | 0           | 0           | 0          | 0            | 0        | 5,359    | 0                 |

# Managed Care Enrollment by County by Market Segment by Company as of December 31, 2005

**FLORIDA HEALTH CARE PLAN, INC.**

NAIC Company Code

95124

|                  | COUNTY TOTAL | SMALL GROUP | LARGE GROUP | INDIVIDUAL | HEALTHY KIDS | MEDICAID | MEDICARE | FEDERAL EMPLOYEES |
|------------------|--------------|-------------|-------------|------------|--------------|----------|----------|-------------------|
| Alachua          | 0            | 0           | 0           | 0          | 0            | 0        | 0        | 0                 |
| Baker            | 0            | 0           | 0           | 0          | 0            | 0        | 0        | 0                 |
| Bay              | 0            | 0           | 0           | 0          | 0            | 0        | 0        | 0                 |
| Bradford         | 0            | 0           | 0           | 0          | 0            | 0        | 0        | 0                 |
| Brevard          | 0            | 0           | 0           | 0          | 0            | 0        | 0        | 0                 |
| Broward          | 0            | 0           | 0           | 0          | 0            | 0        | 0        | 0                 |
| Calhoun          | 0            | 0           | 0           | 0          | 0            | 0        | 0        | 0                 |
| Charlotte        | 0            | 0           | 0           | 0          | 0            | 0        | 0        | 0                 |
| Citrus           | 0            | 0           | 0           | 0          | 0            | 0        | 0        | 0                 |
| Clay             | 0            | 0           | 0           | 0          | 0            | 0        | 0        | 0                 |
| Collier          | 0            | 0           | 0           | 0          | 0            | 0        | 0        | 0                 |
| Columbia         | 0            | 0           | 0           | 0          | 0            | 0        | 0        | 0                 |
| De Soto          | 0            | 0           | 0           | 0          | 0            | 0        | 0        | 0                 |
| Dixie            | 0            | 0           | 0           | 0          | 0            | 0        | 0        | 0                 |
| Duval            | 0            | 0           | 0           | 0          | 0            | 0        | 0        | 0                 |
| Escambia         | 0            | 0           | 0           | 0          | 0            | 0        | 0        | 0                 |
| Flagler          | 8,651        | 852         | 3,759       | 0          | 1,015        | 0        | 3,025    | 0                 |
| Franklin         | 0            | 0           | 0           | 0          | 0            | 0        | 0        | 0                 |
| Gadsden          | 0            | 0           | 0           | 0          | 0            | 0        | 0        | 0                 |
| Gilchrist        | 0            | 0           | 0           | 0          | 0            | 0        | 0        | 0                 |
| Glades           | 0            | 0           | 0           | 0          | 0            | 0        | 0        | 0                 |
| Gulf             | 0            | 0           | 0           | 0          | 0            | 0        | 0        | 0                 |
| Hamilton         | 0            | 0           | 0           | 0          | 0            | 0        | 0        | 0                 |
| Hardee           | 0            | 0           | 0           | 0          | 0            | 0        | 0        | 0                 |
| Hendry           | 0            | 0           | 0           | 0          | 0            | 0        | 0        | 0                 |
| Hernando         | 0            | 0           | 0           | 0          | 0            | 0        | 0        | 0                 |
| Highlands        | 0            | 0           | 0           | 0          | 0            | 0        | 0        | 0                 |
| Hillsborough     | 0            | 0           | 0           | 0          | 0            | 0        | 0        | 0                 |
| Holmes           | 0            | 0           | 0           | 0          | 0            | 0        | 0        | 0                 |
| Indian River     | 0            | 0           | 0           | 0          | 0            | 0        | 0        | 0                 |
| Jackson          | 0            | 0           | 0           | 0          | 0            | 0        | 0        | 0                 |
| Jefferson        | 0            | 0           | 0           | 0          | 0            | 0        | 0        | 0                 |
| Lafayette        | 0            | 0           | 0           | 0          | 0            | 0        | 0        | 0                 |
| Lake             | 0            | 0           | 0           | 0          | 0            | 0        | 0        | 0                 |
| Lee              | 0            | 0           | 0           | 0          | 0            | 0        | 0        | 0                 |
| Leon             | 0            | 0           | 0           | 0          | 0            | 0        | 0        | 0                 |
| Levy             | 0            | 0           | 0           | 0          | 0            | 0        | 0        | 0                 |
| Liberty          | 0            | 0           | 0           | 0          | 0            | 0        | 0        | 0                 |
| Madison          | 0            | 0           | 0           | 0          | 0            | 0        | 0        | 0                 |
| Manatee          | 0            | 0           | 0           | 0          | 0            | 0        | 0        | 0                 |
| Marion           | 0            | 0           | 0           | 0          | 0            | 0        | 0        | 0                 |
| Martin           | 0            | 0           | 0           | 0          | 0            | 0        | 0        | 0                 |
| Miami-Dade       | 0            | 0           | 0           | 0          | 0            | 0        | 0        | 0                 |
| Monroe           | 0            | 0           | 0           | 0          | 0            | 0        | 0        | 0                 |
| Nassau           | 0            | 0           | 0           | 0          | 0            | 0        | 0        | 0                 |
| Okaloosa         | 0            | 0           | 0           | 0          | 0            | 0        | 0        | 0                 |
| Okeechobee       | 0            | 0           | 0           | 0          | 0            | 0        | 0        | 0                 |
| Orange           | 0            | 0           | 0           | 0          | 0            | 0        | 0        | 0                 |
| Osceola          | 0            | 0           | 0           | 0          | 0            | 0        | 0        | 0                 |
| Other            | 0            | 0           | 0           | 0          | 0            | 0        | 0        | 0                 |
| Palm Beach       | 0            | 0           | 0           | 0          | 0            | 0        | 0        | 0                 |
| Pasco            | 0            | 0           | 0           | 0          | 0            | 0        | 0        | 0                 |
| Pinellas         | 0            | 0           | 0           | 0          | 0            | 0        | 0        | 0                 |
| Polk             | 0            | 0           | 0           | 0          | 0            | 0        | 0        | 0                 |
| Putnam           | 0            | 0           | 0           | 0          | 0            | 0        | 0        | 0                 |
| Santa Rosa       | 0            | 0           | 0           | 0          | 0            | 0        | 0        | 0                 |
| Sarasota         | 0            | 0           | 0           | 0          | 0            | 0        | 0        | 0                 |
| Seminole         | 269          | 28          | 234         | 0          | 2            | 0        | 5        | 0                 |
| St. Johns        | 0            | 0           | 0           | 0          | 0            | 0        | 0        | 0                 |
| St. Lucie        | 0            | 0           | 0           | 0          | 0            | 0        | 0        | 0                 |
| Sumter           | 0            | 0           | 0           | 0          | 0            | 0        | 0        | 0                 |
| Suwannee         | 0            | 0           | 0           | 0          | 0            | 0        | 0        | 0                 |
| Taylor           | 0            | 0           | 0           | 0          | 0            | 0        | 0        | 0                 |
| Union            | 0            | 0           | 0           | 0          | 0            | 0        | 0        | 0                 |
| Volusia          | 55,668       | 4,996       | 30,530      | 0          | 6,462        | 0        | 13,680   | 0                 |
| Wakulla          | 0            | 0           | 0           | 0          | 0            | 0        | 0        | 0                 |
| Walton           | 0            | 0           | 0           | 0          | 0            | 0        | 0        | 0                 |
| Washington       | 0            | 0           | 0           | 0          | 0            | 0        | 0        | 0                 |
| Total Enrollment | 64,588       | 5,876       | 34,523      | 0          | 7,479        | 0        | 16,710   | 0                 |

# Managed Care Enrollment by County by Market Segment by Company as of December 31, 2005

**FREEDOM HEALTH, INC.**

NAIC Company Code

10119

|                  | COUNTY TOTAL | SMALL GROUP | LARGE GROUP | INDIVIDUAL | HEALTHY KIDS | MEDICAID | MEDICARE | FEDERAL EMPLOYEES |
|------------------|--------------|-------------|-------------|------------|--------------|----------|----------|-------------------|
| Alachua          | 0            | 0           | 0           | 0          | 0            | 0        | 0        | 0                 |
| Baker            | 0            | 0           | 0           | 0          | 0            | 0        | 0        | 0                 |
| Bay              | 0            | 0           | 0           | 0          | 0            | 0        | 0        | 0                 |
| Bradford         | 0            | 0           | 0           | 0          | 0            | 0        | 0        | 0                 |
| Brevard          | 0            | 0           | 0           | 0          | 0            | 0        | 0        | 0                 |
| Broward          | 0            | 0           | 0           | 0          | 0            | 0        | 0        | 0                 |
| Calhoun          | 0            | 0           | 0           | 0          | 0            | 0        | 0        | 0                 |
| Charlotte        | 0            | 0           | 0           | 0          | 0            | 0        | 0        | 0                 |
| Citrus           | 0            | 0           | 0           | 0          | 0            | 0        | 0        | 0                 |
| Clay             | 0            | 0           | 0           | 0          | 0            | 0        | 0        | 0                 |
| Collier          | 0            | 0           | 0           | 0          | 0            | 0        | 0        | 0                 |
| Columbia         | 0            | 0           | 0           | 0          | 0            | 0        | 0        | 0                 |
| De Soto          | 0            | 0           | 0           | 0          | 0            | 0        | 0        | 0                 |
| Dixie            | 0            | 0           | 0           | 0          | 0            | 0        | 0        | 0                 |
| Duval            | 0            | 0           | 0           | 0          | 0            | 0        | 0        | 0                 |
| Escambia         | 0            | 0           | 0           | 0          | 0            | 0        | 0        | 0                 |
| Flagler          | 0            | 0           | 0           | 0          | 0            | 0        | 0        | 0                 |
| Franklin         | 0            | 0           | 0           | 0          | 0            | 0        | 0        | 0                 |
| Gadsden          | 0            | 0           | 0           | 0          | 0            | 0        | 0        | 0                 |
| Gilchrist        | 0            | 0           | 0           | 0          | 0            | 0        | 0        | 0                 |
| Glades           | 0            | 0           | 0           | 0          | 0            | 0        | 0        | 0                 |
| Gulf             | 0            | 0           | 0           | 0          | 0            | 0        | 0        | 0                 |
| Hamilton         | 0            | 0           | 0           | 0          | 0            | 0        | 0        | 0                 |
| Hardee           | 0            | 0           | 0           | 0          | 0            | 0        | 0        | 0                 |
| Hendry           | 0            | 0           | 0           | 0          | 0            | 0        | 0        | 0                 |
| Hernando         | 0            | 0           | 0           | 0          | 0            | 0        | 0        | 0                 |
| Highlands        | 0            | 0           | 0           | 0          | 0            | 0        | 0        | 0                 |
| Hillsborough     | 0            | 0           | 0           | 0          | 0            | 0        | 0        | 0                 |
| Holmes           | 0            | 0           | 0           | 0          | 0            | 0        | 0        | 0                 |
| Indian River     | 0            | 0           | 0           | 0          | 0            | 0        | 0        | 0                 |
| Jackson          | 0            | 0           | 0           | 0          | 0            | 0        | 0        | 0                 |
| Jefferson        | 0            | 0           | 0           | 0          | 0            | 0        | 0        | 0                 |
| Lafayette        | 0            | 0           | 0           | 0          | 0            | 0        | 0        | 0                 |
| Lake             | 0            | 0           | 0           | 0          | 0            | 0        | 0        | 0                 |
| Lee              | 0            | 0           | 0           | 0          | 0            | 0        | 0        | 0                 |
| Leon             | 0            | 0           | 0           | 0          | 0            | 0        | 0        | 0                 |
| Levy             | 0            | 0           | 0           | 0          | 0            | 0        | 0        | 0                 |
| Liberty          | 0            | 0           | 0           | 0          | 0            | 0        | 0        | 0                 |
| Madison          | 0            | 0           | 0           | 0          | 0            | 0        | 0        | 0                 |
| Manatee          | 0            | 0           | 0           | 0          | 0            | 0        | 0        | 0                 |
| Marion           | 1,328        | 0           | 0           | 0          | 0            | 0        | 1,328    | 0                 |
| Martin           | 0            | 0           | 0           | 0          | 0            | 0        | 0        | 0                 |
| Miami-Dade       | 0            | 0           | 0           | 0          | 0            | 0        | 0        | 0                 |
| Monroe           | 0            | 0           | 0           | 0          | 0            | 0        | 0        | 0                 |
| Nassau           | 0            | 0           | 0           | 0          | 0            | 0        | 0        | 0                 |
| Okaloosa         | 0            | 0           | 0           | 0          | 0            | 0        | 0        | 0                 |
| Okeechobee       | 0            | 0           | 0           | 0          | 0            | 0        | 0        | 0                 |
| Orange           | 0            | 0           | 0           | 0          | 0            | 0        | 0        | 0                 |
| Osceola          | 0            | 0           | 0           | 0          | 0            | 0        | 0        | 0                 |
| Other            | 0            | 0           | 0           | 0          | 0            | 0        | 0        | 0                 |
| Palm Beach       | 0            | 0           | 0           | 0          | 0            | 0        | 0        | 0                 |
| Pasco            | 0            | 0           | 0           | 0          | 0            | 0        | 0        | 0                 |
| Pinellas         | 0            | 0           | 0           | 0          | 0            | 0        | 0        | 0                 |
| Polk             | 0            | 0           | 0           | 0          | 0            | 0        | 0        | 0                 |
| Putnam           | 0            | 0           | 0           | 0          | 0            | 0        | 0        | 0                 |
| Santa Rosa       | 0            | 0           | 0           | 0          | 0            | 0        | 0        | 0                 |
| Sarasota         | 0            | 0           | 0           | 0          | 0            | 0        | 0        | 0                 |
| Seminole         | 0            | 0           | 0           | 0          | 0            | 0        | 0        | 0                 |
| St. Johns        | 0            | 0           | 0           | 0          | 0            | 0        | 0        | 0                 |
| St. Lucie        | 0            | 0           | 0           | 0          | 0            | 0        | 0        | 0                 |
| Sumter           | 0            | 0           | 0           | 0          | 0            | 0        | 0        | 0                 |
| Suwannee         | 0            | 0           | 0           | 0          | 0            | 0        | 0        | 0                 |
| Taylor           | 0            | 0           | 0           | 0          | 0            | 0        | 0        | 0                 |
| Union            | 0            | 0           | 0           | 0          | 0            | 0        | 0        | 0                 |
| Volusia          | 0            | 0           | 0           | 0          | 0            | 0        | 0        | 0                 |
| Wakulla          | 0            | 0           | 0           | 0          | 0            | 0        | 0        | 0                 |
| Walton           | 0            | 0           | 0           | 0          | 0            | 0        | 0        | 0                 |
| Washington       | 0            | 0           | 0           | 0          | 0            | 0        | 0        | 0                 |
| Total Enrollment | 1,328        | 0           | 0           | 0          | 0            | 0        | 1,328    | 0                 |

# Managed Care Enrollment by County by Market Segment by Company as of December 31, 2005

**GREAT-WEST HEALTHCARE OF FLORIDA, INC.**

NAIC Company Code

95805

|                  | COUNTY TOTAL | SMALL GROUP | LARGE GROUP | INDIVIDUAL | HEALTHY KIDS | MEDICAID | MEDICARE | FEDERAL EMPLOYEES |
|------------------|--------------|-------------|-------------|------------|--------------|----------|----------|-------------------|
| Alachua          | 0            | 0           | 0           | 0          | 0            | 0        | 0        | 0                 |
| Baker            | 0            | 0           | 0           | 0          | 0            | 0        | 0        | 0                 |
| Bay              | 0            | 0           | 0           | 0          | 0            | 0        | 0        | 0                 |
| Bradford         | 0            | 0           | 0           | 0          | 0            | 0        | 0        | 0                 |
| Brevard          | 0            | 0           | 0           | 0          | 0            | 0        | 0        | 0                 |
| Broward          | 441          | 0           | 441         | 0          | 0            | 0        | 0        | 0                 |
| Calhoun          | 0            | 0           | 0           | 0          | 0            | 0        | 0        | 0                 |
| Charlotte        | 0            | 0           | 0           | 0          | 0            | 0        | 0        | 0                 |
| Citrus           | 0            | 0           | 0           | 0          | 0            | 0        | 0        | 0                 |
| Clay             | 0            | 0           | 0           | 0          | 0            | 0        | 0        | 0                 |
| Collier          | 0            | 0           | 0           | 0          | 0            | 0        | 0        | 0                 |
| Columbia         | 0            | 0           | 0           | 0          | 0            | 0        | 0        | 0                 |
| De Soto          | 0            | 0           | 0           | 0          | 0            | 0        | 0        | 0                 |
| Dixie            | 0            | 0           | 0           | 0          | 0            | 0        | 0        | 0                 |
| Duval            | 0            | 0           | 0           | 0          | 0            | 0        | 0        | 0                 |
| Escambia         | 0            | 0           | 0           | 0          | 0            | 0        | 0        | 0                 |
| Flagler          | 0            | 0           | 0           | 0          | 0            | 0        | 0        | 0                 |
| Franklin         | 0            | 0           | 0           | 0          | 0            | 0        | 0        | 0                 |
| Gadsden          | 0            | 0           | 0           | 0          | 0            | 0        | 0        | 0                 |
| Gilchrist        | 0            | 0           | 0           | 0          | 0            | 0        | 0        | 0                 |
| Glades           | 0            | 0           | 0           | 0          | 0            | 0        | 0        | 0                 |
| Gulf             | 0            | 0           | 0           | 0          | 0            | 0        | 0        | 0                 |
| Hamilton         | 0            | 0           | 0           | 0          | 0            | 0        | 0        | 0                 |
| Hardee           | 0            | 0           | 0           | 0          | 0            | 0        | 0        | 0                 |
| Hendry           | 0            | 0           | 0           | 0          | 0            | 0        | 0        | 0                 |
| Hernando         | 7            | 0           | 7           | 0          | 0            | 0        | 0        | 0                 |
| Highlands        | 0            | 0           | 0           | 0          | 0            | 0        | 0        | 0                 |
| Hillsborough     | 75           | 0           | 75          | 0          | 0            | 0        | 0        | 0                 |
| Holmes           | 0            | 0           | 0           | 0          | 0            | 0        | 0        | 0                 |
| Indian River     | 0            | 0           | 0           | 0          | 0            | 0        | 0        | 0                 |
| Jackson          | 0            | 0           | 0           | 0          | 0            | 0        | 0        | 0                 |
| Jefferson        | 0            | 0           | 0           | 0          | 0            | 0        | 0        | 0                 |
| Lafayette        | 0            | 0           | 0           | 0          | 0            | 0        | 0        | 0                 |
| Lake             | 13           | 0           | 13          | 0          | 0            | 0        | 0        | 0                 |
| Lee              | 12           | 0           | 12          | 0          | 0            | 0        | 0        | 0                 |
| Leon             | 0            | 0           | 0           | 0          | 0            | 0        | 0        | 0                 |
| Levy             | 0            | 0           | 0           | 0          | 0            | 0        | 0        | 0                 |
| Liberty          | 0            | 0           | 0           | 0          | 0            | 0        | 0        | 0                 |
| Madison          | 0            | 0           | 0           | 0          | 0            | 0        | 0        | 0                 |
| Manatee          | 4            | 0           | 4           | 0          | 0            | 0        | 0        | 0                 |
| Marion           | 0            | 0           | 0           | 0          | 0            | 0        | 0        | 0                 |
| Martin           | 0            | 0           | 0           | 0          | 0            | 0        | 0        | 0                 |
| Miami-Dade       | 234          | 0           | 234         | 0          | 0            | 0        | 0        | 0                 |
| Monroe           | 0            | 0           | 0           | 0          | 0            | 0        | 0        | 0                 |
| Nassau           | 0            | 0           | 0           | 0          | 0            | 0        | 0        | 0                 |
| Okaloosa         | 0            | 0           | 0           | 0          | 0            | 0        | 0        | 0                 |
| Okeechobee       | 0            | 0           | 0           | 0          | 0            | 0        | 0        | 0                 |
| Orange           | 120          | 0           | 120         | 0          | 0            | 0        | 0        | 0                 |
| Osceola          | 13           | 0           | 13          | 0          | 0            | 0        | 0        | 0                 |
| Other            | 0            | 0           | 0           | 0          | 0            | 0        | 0        | 0                 |
| Palm Beach       | 44           | 0           | 44          | 0          | 0            | 0        | 0        | 0                 |
| Pasco            | 18           | 0           | 18          | 0          | 0            | 0        | 0        | 0                 |
| Pinellas         | 6            | 0           | 6           | 0          | 0            | 0        | 0        | 0                 |
| Polk             | 16           | 0           | 16          | 0          | 0            | 0        | 0        | 0                 |
| Putnam           | 0            | 0           | 0           | 0          | 0            | 0        | 0        | 0                 |
| Santa Rosa       | 0            | 0           | 0           | 0          | 0            | 0        | 0        | 0                 |
| Sarasota         | 0            | 0           | 0           | 0          | 0            | 0        | 0        | 0                 |
| Seminole         | 62           | 0           | 62          | 0          | 0            | 0        | 0        | 0                 |
| St. Johns        | 0            | 0           | 0           | 0          | 0            | 0        | 0        | 0                 |
| St. Lucie        | 0            | 0           | 0           | 0          | 0            | 0        | 0        | 0                 |
| Sumter           | 0            | 0           | 0           | 0          | 0            | 0        | 0        | 0                 |
| Suwannee         | 0            | 0           | 0           | 0          | 0            | 0        | 0        | 0                 |
| Taylor           | 0            | 0           | 0           | 0          | 0            | 0        | 0        | 0                 |
| Union            | 0            | 0           | 0           | 0          | 0            | 0        | 0        | 0                 |
| Volusia          | 10           | 0           | 10          | 0          | 0            | 0        | 0        | 0                 |
| Wakulla          | 0            | 0           | 0           | 0          | 0            | 0        | 0        | 0                 |
| Walton           | 0            | 0           | 0           | 0          | 0            | 0        | 0        | 0                 |
| Washington       | 0            | 0           | 0           | 0          | 0            | 0        | 0        | 0                 |
| Total Enrollment | 1,075        | 0           | 1,075       | 0          | 0            | 0        | 0        | 0                 |

# Managed Care Enrollment by County by Market Segment by Company as of December 31, 2005

**HEALTH FIRST HEALTH PLANS, INC.**

NAIC Company Code

95019

|                  | COUNTY TOTAL | SMALL GROUP | LARGE GROUP | INDIVIDUAL | HEALTHY KIDS | MEDICAID | MEDICARE | FEDERAL EMPLOYEES |
|------------------|--------------|-------------|-------------|------------|--------------|----------|----------|-------------------|
| Alachua          | 0            | 0           | 0           | 0          | 0            | 0        | 0        | 0                 |
| Baker            | 0            | 0           | 0           | 0          | 0            | 0        | 0        | 0                 |
| Bay              | 0            | 0           | 0           | 0          | 0            | 0        | 0        | 0                 |
| Bradford         | 0            | 0           | 0           | 0          | 0            | 0        | 0        | 0                 |
| Brevard          | 51,478       | 16,882      | 15,731      | 0          | 0            | 0        | 18,865   | 0                 |
| Broward          | 0            | 0           | 0           | 0          | 0            | 0        | 0        | 0                 |
| Calhoun          | 0            | 0           | 0           | 0          | 0            | 0        | 0        | 0                 |
| Charlotte        | 0            | 0           | 0           | 0          | 0            | 0        | 0        | 0                 |
| Citrus           | 0            | 0           | 0           | 0          | 0            | 0        | 0        | 0                 |
| Clay             | 0            | 0           | 0           | 0          | 0            | 0        | 0        | 0                 |
| Collier          | 0            | 0           | 0           | 0          | 0            | 0        | 0        | 0                 |
| Columbia         | 0            | 0           | 0           | 0          | 0            | 0        | 0        | 0                 |
| De Soto          | 0            | 0           | 0           | 0          | 0            | 0        | 0        | 0                 |
| Dixie            | 0            | 0           | 0           | 0          | 0            | 0        | 0        | 0                 |
| Duval            | 0            | 0           | 0           | 0          | 0            | 0        | 0        | 0                 |
| Escambia         | 0            | 0           | 0           | 0          | 0            | 0        | 0        | 0                 |
| Flagler          | 0            | 0           | 0           | 0          | 0            | 0        | 0        | 0                 |
| Franklin         | 0            | 0           | 0           | 0          | 0            | 0        | 0        | 0                 |
| Gadsden          | 0            | 0           | 0           | 0          | 0            | 0        | 0        | 0                 |
| Gilchrist        | 0            | 0           | 0           | 0          | 0            | 0        | 0        | 0                 |
| Glades           | 0            | 0           | 0           | 0          | 0            | 0        | 0        | 0                 |
| Gulf             | 0            | 0           | 0           | 0          | 0            | 0        | 0        | 0                 |
| Hamilton         | 0            | 0           | 0           | 0          | 0            | 0        | 0        | 0                 |
| Hardee           | 0            | 0           | 0           | 0          | 0            | 0        | 0        | 0                 |
| Hendry           | 0            | 0           | 0           | 0          | 0            | 0        | 0        | 0                 |
| Hernando         | 0            | 0           | 0           | 0          | 0            | 0        | 0        | 0                 |
| Highlands        | 0            | 0           | 0           | 0          | 0            | 0        | 0        | 0                 |
| Hillsborough     | 0            | 0           | 0           | 0          | 0            | 0        | 0        | 0                 |
| Holmes           | 0            | 0           | 0           | 0          | 0            | 0        | 0        | 0                 |
| Indian River     | 873          | 82          | 101         | 0          | 0            | 0        | 690      | 0                 |
| Jackson          | 0            | 0           | 0           | 0          | 0            | 0        | 0        | 0                 |
| Jefferson        | 0            | 0           | 0           | 0          | 0            | 0        | 0        | 0                 |
| Lafayette        | 0            | 0           | 0           | 0          | 0            | 0        | 0        | 0                 |
| Lake             | 0            | 0           | 0           | 0          | 0            | 0        | 0        | 0                 |
| Lee              | 0            | 0           | 0           | 0          | 0            | 0        | 0        | 0                 |
| Leon             | 0            | 0           | 0           | 0          | 0            | 0        | 0        | 0                 |
| Levy             | 0            | 0           | 0           | 0          | 0            | 0        | 0        | 0                 |
| Liberty          | 0            | 0           | 0           | 0          | 0            | 0        | 0        | 0                 |
| Madison          | 0            | 0           | 0           | 0          | 0            | 0        | 0        | 0                 |
| Manatee          | 0            | 0           | 0           | 0          | 0            | 0        | 0        | 0                 |
| Marion           | 0            | 0           | 0           | 0          | 0            | 0        | 0        | 0                 |
| Martin           | 0            | 0           | 0           | 0          | 0            | 0        | 0        | 0                 |
| Miami-Dade       | 0            | 0           | 0           | 0          | 0            | 0        | 0        | 0                 |
| Monroe           | 0            | 0           | 0           | 0          | 0            | 0        | 0        | 0                 |
| Nassau           | 0            | 0           | 0           | 0          | 0            | 0        | 0        | 0                 |
| Okaloosa         | 0            | 0           | 0           | 0          | 0            | 0        | 0        | 0                 |
| Okeechobee       | 0            | 0           | 0           | 0          | 0            | 0        | 0        | 0                 |
| Orange           | 0            | 0           | 0           | 0          | 0            | 0        | 0        | 0                 |
| Osceola          | 0            | 0           | 0           | 0          | 0            | 0        | 0        | 0                 |
| Other            | 0            | 0           | 0           | 0          | 0            | 0        | 0        | 0                 |
| Palm Beach       | 0            | 0           | 0           | 0          | 0            | 0        | 0        | 0                 |
| Pasco            | 0            | 0           | 0           | 0          | 0            | 0        | 0        | 0                 |
| Pinellas         | 0            | 0           | 0           | 0          | 0            | 0        | 0        | 0                 |
| Polk             | 0            | 0           | 0           | 0          | 0            | 0        | 0        | 0                 |
| Putnam           | 0            | 0           | 0           | 0          | 0            | 0        | 0        | 0                 |
| Santa Rosa       | 0            | 0           | 0           | 0          | 0            | 0        | 0        | 0                 |
| Sarasota         | 0            | 0           | 0           | 0          | 0            | 0        | 0        | 0                 |
| Seminole         | 0            | 0           | 0           | 0          | 0            | 0        | 0        | 0                 |
| St. Johns        | 0            | 0           | 0           | 0          | 0            | 0        | 0        | 0                 |
| St. Lucie        | 0            | 0           | 0           | 0          | 0            | 0        | 0        | 0                 |
| Sumter           | 0            | 0           | 0           | 0          | 0            | 0        | 0        | 0                 |
| Suwannee         | 0            | 0           | 0           | 0          | 0            | 0        | 0        | 0                 |
| Taylor           | 0            | 0           | 0           | 0          | 0            | 0        | 0        | 0                 |
| Union            | 0            | 0           | 0           | 0          | 0            | 0        | 0        | 0                 |
| Volusia          | 0            | 0           | 0           | 0          | 0            | 0        | 0        | 0                 |
| Wakulla          | 0            | 0           | 0           | 0          | 0            | 0        | 0        | 0                 |
| Walton           | 0            | 0           | 0           | 0          | 0            | 0        | 0        | 0                 |
| Washington       | 0            | 0           | 0           | 0          | 0            | 0        | 0        | 0                 |
| Total Enrollment | 52,351       | 16,964      | 15,832      | 0          | 0            | 0        | 19,555   | 0                 |

# Managed Care Enrollment by County by Market Segment by Company as of December 31, 2005

**HEALTH OPTIONS, INC.**

NAIC Company Code

95089

|                  | COUNTY TOTAL | SMALL GROUP | LARGE GROUP | INDIVIDUAL | HEALTHY KIDS | MEDICAID | MEDICARE | FEDERAL EMPLOYEES |
|------------------|--------------|-------------|-------------|------------|--------------|----------|----------|-------------------|
| Alachua          | 5,842        | 2,122       | 3,614       | 106        | 0            | 0        | 0        | 0                 |
| Baker            | 1,271        | 378         | 877         | 16         | 0            | 0        | 0        | 0                 |
| Bay              | 30           | 6           | 24          | 0          | 0            | 0        | 0        | 0                 |
| Bradford         | 450          | 188         | 249         | 13         | 0            | 0        | 0        | 0                 |
| Brevard          | 7,928        | 3,660       | 3,706       | 562        | 0            | 0        | 0        | 0                 |
| Broward          | 38,138       | 8,782       | 18,874      | 2,824      | 0            | 0        | 7,658    | 0                 |
| Calhoun          | 22           | 12          | 10          | 0          | 0            | 0        | 0        | 0                 |
| Charlotte        | 7,905        | 1,748       | 6,001       | 156        | 0            | 0        | 0        | 0                 |
| Citrus           | 1,639        | 293         | 1,296       | 50         | 0            | 0        | 0        | 0                 |
| Clay             | 8,348        | 2,182       | 6,070       | 96         | 0            | 0        | 0        | 0                 |
| Collier          | 840          | 187         | 648         | 5          | 0            | 0        | 0        | 0                 |
| Columbia         | 1,290        | 446         | 825         | 19         | 0            | 0        | 0        | 0                 |
| De Soto          | 846          | 95          | 746         | 5          | 0            | 0        | 0        | 0                 |
| Dixie            | 204          | 124         | 77          | 3          | 0            | 0        | 0        | 0                 |
| Duval            | 54,412       | 12,300      | 41,640      | 472        | 0            | 0        | 0        | 0                 |
| Escambia         | 10,845       | 2,785       | 7,917       | 138        | 5            | 0        | 0        | 0                 |
| Flagler          | 979          | 192         | 780         | 7          | 0            | 0        | 0        | 0                 |
| Franklin         | 4            | 3           | 1           | 0          | 0            | 0        | 0        | 0                 |
| Gadsden          | 7            | 0           | 7           | 0          | 0            | 0        | 0        | 0                 |
| Gilchrist        | 356          | 148         | 204         | 4          | 0            | 0        | 0        | 0                 |
| Glades           | 196          | 21          | 174         | 1          | 0            | 0        | 0        | 0                 |
| Gulf             | 2            | 0           | 2           | 0          | 0            | 0        | 0        | 0                 |
| Hamilton         | 49           | 20          | 29          | 0          | 0            | 0        | 0        | 0                 |
| Hardee           | 71           | 6           | 65          | 0          | 0            | 0        | 0        | 0                 |
| Hendry           | 868          | 382         | 477         | 9          | 0            | 0        | 0        | 0                 |
| Hernando         | 7,518        | 1,013       | 6,352       | 153        | 0            | 0        | 0        | 0                 |
| Highlands        | 131          | 34          | 92          | 5          | 0            | 0        | 0        | 0                 |
| Hillsborough     | 17,778       | 3,253       | 13,803      | 722        | 0            | 0        | 0        | 0                 |
| Holmes           | 32           | 6           | 26          | 0          | 0            | 0        | 0        | 0                 |
| Indian River     | 484          | 254         | 218         | 12         | 0            | 0        | 0        | 0                 |
| Jackson          | 5            | 2           | 2           | 1          | 0            | 0        | 0        | 0                 |
| Jefferson        | 11           | 2           | 9           | 0          | 0            | 0        | 0        | 0                 |
| Lafayette        | 44           | 18          | 26          | 0          | 0            | 0        | 0        | 0                 |
| Lake             | 6,710        | 2,824       | 3,613       | 273        | 0            | 0        | 0        | 0                 |
| Lee              | 22,108       | 8,241       | 13,249      | 618        | 0            | 0        | 0        | 0                 |
| Leon             | 54           | 30          | 24          | 0          | 0            | 0        | 0        | 0                 |
| Levy             | 1,028        | 404         | 607         | 17         | 0            | 0        | 0        | 0                 |
| Liberty          | 8            | 6           | 2           | 0          | 0            | 0        | 0        | 0                 |
| Madison          | 8            | 3           | 2           | 3          | 0            | 0        | 0        | 0                 |
| Manatee          | 35,178       | 740         | 34,291      | 147        | 0            | 0        | 0        | 0                 |
| Marion           | 4,202        | 1,220       | 2,884       | 98         | 0            | 0        | 0        | 0                 |
| Martin           | 7,527        | 3,110       | 4,164       | 253        | 0            | 0        | 0        | 0                 |
| Miami-Dade       | 39,150       | 7,660       | 22,797      | 5,046      | 0            | 0        | 3,647    | 0                 |
| Monroe           | 123          | 37          | 82          | 4          | 0            | 0        | 0        | 0                 |
| Nassau           | 5,713        | 756         | 4,910       | 47         | 0            | 0        | 0        | 0                 |
| Okaloosa         | 1,057        | 383         | 658         | 16         | 0            | 0        | 0        | 0                 |
| Okeechobee       | 1,733        | 490         | 1,217       | 26         | 0            | 0        | 0        | 0                 |
| Orange           | 10,967       | 3,275       | 6,831       | 861        | 0            | 0        | 0        | 0                 |
| Osceola          | 2,602        | 533         | 1,940       | 129        | 0            | 0        | 0        | 0                 |
| Other            | 0            | 0           | 0           | 0          | 0            | 0        | 0        | 0                 |
| Palm Beach       | 42,183       | 11,252      | 19,018      | 1,916      | 0            | 0        | 9,997    | 0                 |
| Pasco            | 15,829       | 1,754       | 13,769      | 306        | 0            | 0        | 0        | 0                 |
| Pinellas         | 14,802       | 4,220       | 9,786       | 796        | 0            | 0        | 0        | 0                 |
| Polk             | 3,938        | 228         | 3,640       | 70         | 0            | 0        | 0        | 0                 |
| Putnam           | 562          | 159         | 400         | 3          | 0            | 0        | 0        | 0                 |
| Santa Rosa       | 10,196       | 1,582       | 7,157       | 62         | 1,395        | 0        | 0        | 0                 |
| Sarasota         | 11,832       | 1,615       | 9,943       | 274        | 0            | 0        | 0        | 0                 |
| Seminole         | 4,720        | 1,638       | 2,674       | 408        | 0            | 0        | 0        | 0                 |
| St. Johns        | 5,652        | 1,760       | 3,814       | 78         | 0            | 0        | 0        | 0                 |
| St. Lucie        | 6,876        | 3,214       | 3,484       | 178        | 0            | 0        | 0        | 0                 |
| Sumter           | 679          | 180         | 478         | 21         | 0            | 0        | 0        | 0                 |
| Suwannee         | 673          | 210         | 460         | 3          | 0            | 0        | 0        | 0                 |
| Taylor           | 11           | 9           | 2           | 0          | 0            | 0        | 0        | 0                 |
| Union            | 105          | 32          | 72          | 1          | 0            | 0        | 0        | 0                 |
| Volusia          | 5,246        | 1,581       | 3,416       | 249        | 0            | 0        | 0        | 0                 |
| Wakulla          | 2            | 1           | 1           | 0          | 0            | 0        | 0        | 0                 |
| Walton           | 324          | 56          | 263         | 5          | 0            | 0        | 0        | 0                 |
| Washington       | 3            | 1           | 2           | 0          | 0            | 0        | 0        | 0                 |
| Total Enrollment | 430,346      | 99,866      | 290,491     | 17,287     | 1,400        | 0        | 21,302   | 0                 |

# Managed Care Enrollment by County by Market Segment by Company as of December 31, 2005

**HEALTHEASE OF FLORIDA, INC.**

NAIC Company Code

52631

|                  | COUNTY TOTAL | SMALL GROUP | LARGE GROUP | INDIVIDUAL | HEALTHY KIDS | MEDICAID | MEDICARE | FEDERAL EMPLOYEES |
|------------------|--------------|-------------|-------------|------------|--------------|----------|----------|-------------------|
| Alachua          | 0            | 0           | 0           | 0          | 0            | 0        | 0        | 0                 |
| Baker            | 0            | 0           | 0           | 0          | 0            | 0        | 0        | 0                 |
| Bay              | 0            | 0           | 0           | 0          | 0            | 0        | 0        | 0                 |
| Bradford         | 0            | 0           | 0           | 0          | 0            | 0        | 0        | 0                 |
| Brevard          | 9,191        | 0           | 0           | 0          | 0            | 9,191    | 0        | 0                 |
| Broward          | 10,901       | 0           | 0           | 0          | 0            | 10,901   | 0        | 0                 |
| Calhoun          | 369          | 0           | 0           | 0          | 0            | 369      | 0        | 0                 |
| Charlotte        | 0            | 0           | 0           | 0          | 0            | 0        | 0        | 0                 |
| Citrus           | 5,957        | 0           | 0           | 0          | 1,137        | 4,820    | 0        | 0                 |
| Clay             | 0            | 0           | 0           | 0          | 0            | 0        | 0        | 0                 |
| Collier          | 0            | 0           | 0           | 0          | 0            | 0        | 0        | 0                 |
| Columbia         | 0            | 0           | 0           | 0          | 0            | 0        | 0        | 0                 |
| De Soto          | 0            | 0           | 0           | 0          | 0            | 0        | 0        | 0                 |
| Dixie            | 0            | 0           | 0           | 0          | 0            | 0        | 0        | 0                 |
| Duval            | 45,338       | 0           | 0           | 0          | 2,375        | 42,963   | 0        | 0                 |
| Escambia         | 18,121       | 0           | 0           | 0          | 2,216        | 15,905   | 0        | 0                 |
| Flagler          | 0            | 0           | 0           | 0          | 0            | 0        | 0        | 0                 |
| Franklin         | 0            | 0           | 0           | 0          | 0            | 0        | 0        | 0                 |
| Gadsden          | 2,446        | 0           | 0           | 0          | 0            | 2,446    | 0        | 0                 |
| Gilchrist        | 0            | 0           | 0           | 0          | 0            | 0        | 0        | 0                 |
| Glades           | 0            | 0           | 0           | 0          | 0            | 0        | 0        | 0                 |
| Gulf             | 0            | 0           | 0           | 0          | 0            | 0        | 0        | 0                 |
| Hamilton         | 0            | 0           | 0           | 0          | 0            | 0        | 0        | 0                 |
| Hardee           | 0            | 0           | 0           | 0          | 0            | 0        | 0        | 0                 |
| Hendry           | 0            | 0           | 0           | 0          | 0            | 0        | 0        | 0                 |
| Hernando         | 0            | 0           | 0           | 0          | 0            | 0        | 0        | 0                 |
| Highlands        | 3,224        | 0           | 0           | 0          | 1,084        | 2,140    | 0        | 0                 |
| Hillsborough     | 13,944       | 0           | 0           | 0          | 0            | 13,944   | 0        | 0                 |
| Holmes           | 0            | 0           | 0           | 0          | 0            | 0        | 0        | 0                 |
| Indian River     | 0            | 0           | 0           | 0          | 0            | 0        | 0        | 0                 |
| Jackson          | 0            | 0           | 0           | 0          | 0            | 0        | 0        | 0                 |
| Jefferson        | 645          | 0           | 0           | 0          | 90           | 555      | 0        | 0                 |
| Lafayette        | 0            | 0           | 0           | 0          | 0            | 0        | 0        | 0                 |
| Lake             | 8,254        | 0           | 0           | 0          | 2,448        | 5,806    | 0        | 0                 |
| Lee              | 0            | 0           | 0           | 0          | 0            | 0        | 0        | 0                 |
| Leon             | 5,037        | 0           | 0           | 0          | 0            | 5,037    | 0        | 0                 |
| Levy             | 0            | 0           | 0           | 0          | 0            | 0        | 0        | 0                 |
| Liberty          | 135          | 0           | 0           | 0          | 0            | 135      | 0        | 0                 |
| Madison          | 1,019        | 0           | 0           | 0          | 177          | 842      | 0        | 0                 |
| Manatee          | 4,715        | 0           | 0           | 0          | 0            | 4,715    | 0        | 0                 |
| Marion           | 11,184       | 0           | 0           | 0          | 0            | 11,184   | 0        | 0                 |
| Martin           | 4,255        | 0           | 0           | 0          | 1,196        | 3,059    | 0        | 0                 |
| Miami-Dade       | 19,619       | 0           | 0           | 0          | 0            | 19,619   | 0        | 0                 |
| Monroe           | 0            | 0           | 0           | 0          | 0            | 0        | 0        | 0                 |
| Nassau           | 0            | 0           | 0           | 0          | 0            | 0        | 0        | 0                 |
| Okaloosa         | 0            | 0           | 0           | 0          | 0            | 0        | 0        | 0                 |
| Okeechobee       | 0            | 0           | 0           | 0          | 0            | 0        | 0        | 0                 |
| Orange           | 13,453       | 0           | 0           | 0          | 0            | 13,453   | 0        | 0                 |
| Osceola          | 5,700        | 0           | 0           | 0          | 0            | 5,700    | 0        | 0                 |
| Other            | 0            | 0           | 0           | 0          | 0            | 0        | 0        | 0                 |
| Palm Beach       | 7,503        | 0           | 0           | 0          | 0            | 7,503    | 0        | 0                 |
| Pasco            | 4,615        | 0           | 0           | 0          | 0            | 4,615    | 0        | 0                 |
| Pinellas         | 5,410        | 0           | 0           | 0          | 0            | 5,410    | 0        | 0                 |
| Polk             | 7,255        | 0           | 0           | 0          | 0            | 7,255    | 0        | 0                 |
| Putnam           | 4,555        | 0           | 0           | 0          | 519          | 4,036    | 0        | 0                 |
| Santa Rosa       | 3,098        | 0           | 0           | 0          | 0            | 3,098    | 0        | 0                 |
| Sarasota         | 2,581        | 0           | 0           | 0          | 0            | 2,581    | 0        | 0                 |
| Seminole         | 2,991        | 0           | 0           | 0          | 0            | 2,991    | 0        | 0                 |
| St. Johns        | 0            | 0           | 0           | 0          | 0            | 0        | 0        | 0                 |
| St. Lucie        | 0            | 0           | 0           | 0          | 0            | 0        | 0        | 0                 |
| Sumter           | 0            | 0           | 0           | 0          | 0            | 0        | 0        | 0                 |
| Suwannee         | 0            | 0           | 0           | 0          | 0            | 0        | 0        | 0                 |
| Taylor           | 0            | 0           | 0           | 0          | 0            | 0        | 0        | 0                 |
| Union            | 0            | 0           | 0           | 0          | 0            | 0        | 0        | 0                 |
| Volusia          | 10,060       | 0           | 0           | 0          | 0            | 10,060   | 0        | 0                 |
| Wakulla          | 724          | 0           | 0           | 0          | 213          | 511      | 0        | 0                 |
| Walton           | 0            | 0           | 0           | 0          | 0            | 0        | 0        | 0                 |
| Washington       | 0            | 0           | 0           | 0          | 0            | 0        | 0        | 0                 |
| Total Enrollment | 232,299      | 0           | 0           | 0          | 11,455       | 220,844  | 0        | 0                 |

# Managed Care Enrollment by County by Market Segment by Company as of December 31, 2005

**HEALTHSUN HEALTH PLANS, INC.**

NAIC Company Code

10122

|                  | COUNTY TOTAL | SMALL GROUP | LARGE GROUP | INDIVIDUAL | HEALTHY KIDS | MEDICAID | MEDICARE | FEDERAL EMPLOYEES |
|------------------|--------------|-------------|-------------|------------|--------------|----------|----------|-------------------|
| Alachua          | 0            | 0           | 0           | 0          | 0            | 0        | 0        | 0                 |
| Baker            | 0            | 0           | 0           | 0          | 0            | 0        | 0        | 0                 |
| Bay              | 0            | 0           | 0           | 0          | 0            | 0        | 0        | 0                 |
| Bradford         | 0            | 0           | 0           | 0          | 0            | 0        | 0        | 0                 |
| Brevard          | 0            | 0           | 0           | 0          | 0            | 0        | 0        | 0                 |
| Broward          | 0            | 0           | 0           | 0          | 0            | 0        | 0        | 0                 |
| Calhoun          | 0            | 0           | 0           | 0          | 0            | 0        | 0        | 0                 |
| Charlotte        | 0            | 0           | 0           | 0          | 0            | 0        | 0        | 0                 |
| Citrus           | 0            | 0           | 0           | 0          | 0            | 0        | 0        | 0                 |
| Clay             | 0            | 0           | 0           | 0          | 0            | 0        | 0        | 0                 |
| Collier          | 0            | 0           | 0           | 0          | 0            | 0        | 0        | 0                 |
| Columbia         | 0            | 0           | 0           | 0          | 0            | 0        | 0        | 0                 |
| De Soto          | 0            | 0           | 0           | 0          | 0            | 0        | 0        | 0                 |
| Dixie            | 0            | 0           | 0           | 0          | 0            | 0        | 0        | 0                 |
| Duval            | 0            | 0           | 0           | 0          | 0            | 0        | 0        | 0                 |
| Escambia         | 0            | 0           | 0           | 0          | 0            | 0        | 0        | 0                 |
| Flagler          | 0            | 0           | 0           | 0          | 0            | 0        | 0        | 0                 |
| Franklin         | 0            | 0           | 0           | 0          | 0            | 0        | 0        | 0                 |
| Gadsden          | 0            | 0           | 0           | 0          | 0            | 0        | 0        | 0                 |
| Gilchrist        | 0            | 0           | 0           | 0          | 0            | 0        | 0        | 0                 |
| Glades           | 0            | 0           | 0           | 0          | 0            | 0        | 0        | 0                 |
| Gulf             | 0            | 0           | 0           | 0          | 0            | 0        | 0        | 0                 |
| Hamilton         | 0            | 0           | 0           | 0          | 0            | 0        | 0        | 0                 |
| Hardee           | 0            | 0           | 0           | 0          | 0            | 0        | 0        | 0                 |
| Hendry           | 0            | 0           | 0           | 0          | 0            | 0        | 0        | 0                 |
| Hernando         | 0            | 0           | 0           | 0          | 0            | 0        | 0        | 0                 |
| Highlands        | 0            | 0           | 0           | 0          | 0            | 0        | 0        | 0                 |
| Hillsborough     | 0            | 0           | 0           | 0          | 0            | 0        | 0        | 0                 |
| Holmes           | 0            | 0           | 0           | 0          | 0            | 0        | 0        | 0                 |
| Indian River     | 0            | 0           | 0           | 0          | 0            | 0        | 0        | 0                 |
| Jackson          | 0            | 0           | 0           | 0          | 0            | 0        | 0        | 0                 |
| Jefferson        | 0            | 0           | 0           | 0          | 0            | 0        | 0        | 0                 |
| Lafayette        | 0            | 0           | 0           | 0          | 0            | 0        | 0        | 0                 |
| Lake             | 0            | 0           | 0           | 0          | 0            | 0        | 0        | 0                 |
| Lee              | 0            | 0           | 0           | 0          | 0            | 0        | 0        | 0                 |
| Leon             | 0            | 0           | 0           | 0          | 0            | 0        | 0        | 0                 |
| Levy             | 0            | 0           | 0           | 0          | 0            | 0        | 0        | 0                 |
| Liberty          | 0            | 0           | 0           | 0          | 0            | 0        | 0        | 0                 |
| Madison          | 0            | 0           | 0           | 0          | 0            | 0        | 0        | 0                 |
| Manatee          | 0            | 0           | 0           | 0          | 0            | 0        | 0        | 0                 |
| Marion           | 0            | 0           | 0           | 0          | 0            | 0        | 0        | 0                 |
| Martin           | 0            | 0           | 0           | 0          | 0            | 0        | 0        | 0                 |
| Miami-Dade       | 1,278        | 0           | 0           | 0          | 0            | 0        | 1,278    | 0                 |
| Monroe           | 0            | 0           | 0           | 0          | 0            | 0        | 0        | 0                 |
| Nassau           | 0            | 0           | 0           | 0          | 0            | 0        | 0        | 0                 |
| Okaloosa         | 0            | 0           | 0           | 0          | 0            | 0        | 0        | 0                 |
| Okeechobee       | 0            | 0           | 0           | 0          | 0            | 0        | 0        | 0                 |
| Orange           | 0            | 0           | 0           | 0          | 0            | 0        | 0        | 0                 |
| Osceola          | 0            | 0           | 0           | 0          | 0            | 0        | 0        | 0                 |
| Other            | 0            | 0           | 0           | 0          | 0            | 0        | 0        | 0                 |
| Palm Beach       | 0            | 0           | 0           | 0          | 0            | 0        | 0        | 0                 |
| Pasco            | 0            | 0           | 0           | 0          | 0            | 0        | 0        | 0                 |
| Pinellas         | 0            | 0           | 0           | 0          | 0            | 0        | 0        | 0                 |
| Polk             | 0            | 0           | 0           | 0          | 0            | 0        | 0        | 0                 |
| Putnam           | 0            | 0           | 0           | 0          | 0            | 0        | 0        | 0                 |
| Santa Rosa       | 0            | 0           | 0           | 0          | 0            | 0        | 0        | 0                 |
| Sarasota         | 0            | 0           | 0           | 0          | 0            | 0        | 0        | 0                 |
| Seminole         | 0            | 0           | 0           | 0          | 0            | 0        | 0        | 0                 |
| St. Johns        | 0            | 0           | 0           | 0          | 0            | 0        | 0        | 0                 |
| St. Lucie        | 0            | 0           | 0           | 0          | 0            | 0        | 0        | 0                 |
| Sumter           | 0            | 0           | 0           | 0          | 0            | 0        | 0        | 0                 |
| Suwannee         | 0            | 0           | 0           | 0          | 0            | 0        | 0        | 0                 |
| Taylor           | 0            | 0           | 0           | 0          | 0            | 0        | 0        | 0                 |
| Union            | 0            | 0           | 0           | 0          | 0            | 0        | 0        | 0                 |
| Volusia          | 0            | 0           | 0           | 0          | 0            | 0        | 0        | 0                 |
| Wakulla          | 0            | 0           | 0           | 0          | 0            | 0        | 0        | 0                 |
| Walton           | 0            | 0           | 0           | 0          | 0            | 0        | 0        | 0                 |
| Washington       | 0            | 0           | 0           | 0          | 0            | 0        | 0        | 0                 |
| Total Enrollment | 1,278        | 0           | 0           | 0          | 0            | 0        | 1,278    | 0                 |

# Managed Care Enrollment by County by Market Segment by Company as of December 31, 2005

**HEALTHY PALM BEACHES, INC.**

NAIC Company Code

95827

|                  | COUNTY TOTAL | SMALL GROUP | LARGE GROUP | INDIVIDUAL | HEALTHY KIDS | MEDICAID | MEDICARE | FEDERAL EMPLOYEES |
|------------------|--------------|-------------|-------------|------------|--------------|----------|----------|-------------------|
| Alachua          | 0            | 0           | 0           | 0          | 0            | 0        | 0        | 0                 |
| Baker            | 0            | 0           | 0           | 0          | 0            | 0        | 0        | 0                 |
| Bay              | 0            | 0           | 0           | 0          | 0            | 0        | 0        | 0                 |
| Bradford         | 0            | 0           | 0           | 0          | 0            | 0        | 0        | 0                 |
| Brevard          | 0            | 0           | 0           | 0          | 0            | 0        | 0        | 0                 |
| Broward          | 0            | 0           | 0           | 0          | 0            | 0        | 0        | 0                 |
| Calhoun          | 0            | 0           | 0           | 0          | 0            | 0        | 0        | 0                 |
| Charlotte        | 0            | 0           | 0           | 0          | 0            | 0        | 0        | 0                 |
| Citrus           | 0            | 0           | 0           | 0          | 0            | 0        | 0        | 0                 |
| Clay             | 0            | 0           | 0           | 0          | 0            | 0        | 0        | 0                 |
| Collier          | 0            | 0           | 0           | 0          | 0            | 0        | 0        | 0                 |
| Columbia         | 0            | 0           | 0           | 0          | 0            | 0        | 0        | 0                 |
| De Soto          | 0            | 0           | 0           | 0          | 0            | 0        | 0        | 0                 |
| Dixie            | 0            | 0           | 0           | 0          | 0            | 0        | 0        | 0                 |
| Duval            | 0            | 0           | 0           | 0          | 0            | 0        | 0        | 0                 |
| Escambia         | 0            | 0           | 0           | 0          | 0            | 0        | 0        | 0                 |
| Flagler          | 0            | 0           | 0           | 0          | 0            | 0        | 0        | 0                 |
| Franklin         | 0            | 0           | 0           | 0          | 0            | 0        | 0        | 0                 |
| Gadsden          | 0            | 0           | 0           | 0          | 0            | 0        | 0        | 0                 |
| Gilchrist        | 0            | 0           | 0           | 0          | 0            | 0        | 0        | 0                 |
| Glades           | 0            | 0           | 0           | 0          | 0            | 0        | 0        | 0                 |
| Gulf             | 0            | 0           | 0           | 0          | 0            | 0        | 0        | 0                 |
| Hamilton         | 0            | 0           | 0           | 0          | 0            | 0        | 0        | 0                 |
| Hardee           | 0            | 0           | 0           | 0          | 0            | 0        | 0        | 0                 |
| Hendry           | 0            | 0           | 0           | 0          | 0            | 0        | 0        | 0                 |
| Hernando         | 0            | 0           | 0           | 0          | 0            | 0        | 0        | 0                 |
| Highlands        | 0            | 0           | 0           | 0          | 0            | 0        | 0        | 0                 |
| Hillsborough     | 0            | 0           | 0           | 0          | 0            | 0        | 0        | 0                 |
| Holmes           | 0            | 0           | 0           | 0          | 0            | 0        | 0        | 0                 |
| Indian River     | 0            | 0           | 0           | 0          | 0            | 0        | 0        | 0                 |
| Jackson          | 0            | 0           | 0           | 0          | 0            | 0        | 0        | 0                 |
| Jefferson        | 0            | 0           | 0           | 0          | 0            | 0        | 0        | 0                 |
| Lafayette        | 0            | 0           | 0           | 0          | 0            | 0        | 0        | 0                 |
| Lake             | 0            | 0           | 0           | 0          | 0            | 0        | 0        | 0                 |
| Lee              | 0            | 0           | 0           | 0          | 0            | 0        | 0        | 0                 |
| Leon             | 0            | 0           | 0           | 0          | 0            | 0        | 0        | 0                 |
| Levy             | 0            | 0           | 0           | 0          | 0            | 0        | 0        | 0                 |
| Liberty          | 0            | 0           | 0           | 0          | 0            | 0        | 0        | 0                 |
| Madison          | 0            | 0           | 0           | 0          | 0            | 0        | 0        | 0                 |
| Manatee          | 0            | 0           | 0           | 0          | 0            | 0        | 0        | 0                 |
| Marion           | 0            | 0           | 0           | 0          | 0            | 0        | 0        | 0                 |
| Martin           | 0            | 0           | 0           | 0          | 0            | 0        | 0        | 0                 |
| Miami-Dade       | 0            | 0           | 0           | 0          | 0            | 0        | 0        | 0                 |
| Monroe           | 0            | 0           | 0           | 0          | 0            | 0        | 0        | 0                 |
| Nassau           | 0            | 0           | 0           | 0          | 0            | 0        | 0        | 0                 |
| Okaloosa         | 0            | 0           | 0           | 0          | 0            | 0        | 0        | 0                 |
| Okeechobee       | 0            | 0           | 0           | 0          | 0            | 0        | 0        | 0                 |
| Orange           | 0            | 0           | 0           | 0          | 0            | 0        | 0        | 0                 |
| Osceola          | 0            | 0           | 0           | 0          | 0            | 0        | 0        | 0                 |
| Other            | 0            | 0           | 0           | 0          | 0            | 0        | 0        | 0                 |
| Palm Beach       | 5,063        | 0           | 0           | 0          | 0            | 5,063    | 0        | 0                 |
| Pasco            | 0            | 0           | 0           | 0          | 0            | 0        | 0        | 0                 |
| Pinellas         | 0            | 0           | 0           | 0          | 0            | 0        | 0        | 0                 |
| Polk             | 0            | 0           | 0           | 0          | 0            | 0        | 0        | 0                 |
| Putnam           | 0            | 0           | 0           | 0          | 0            | 0        | 0        | 0                 |
| Santa Rosa       | 0            | 0           | 0           | 0          | 0            | 0        | 0        | 0                 |
| Sarasota         | 0            | 0           | 0           | 0          | 0            | 0        | 0        | 0                 |
| Seminole         | 0            | 0           | 0           | 0          | 0            | 0        | 0        | 0                 |
| St. Johns        | 0            | 0           | 0           | 0          | 0            | 0        | 0        | 0                 |
| St. Lucie        | 0            | 0           | 0           | 0          | 0            | 0        | 0        | 0                 |
| Sumter           | 0            | 0           | 0           | 0          | 0            | 0        | 0        | 0                 |
| Suwannee         | 0            | 0           | 0           | 0          | 0            | 0        | 0        | 0                 |
| Taylor           | 0            | 0           | 0           | 0          | 0            | 0        | 0        | 0                 |
| Union            | 0            | 0           | 0           | 0          | 0            | 0        | 0        | 0                 |
| Volusia          | 0            | 0           | 0           | 0          | 0            | 0        | 0        | 0                 |
| Wakulla          | 0            | 0           | 0           | 0          | 0            | 0        | 0        | 0                 |
| Walton           | 0            | 0           | 0           | 0          | 0            | 0        | 0        | 0                 |
| Washington       | 0            | 0           | 0           | 0          | 0            | 0        | 0        | 0                 |
| Total Enrollment | 5,063        | 0           | 0           | 0          | 0            | 5,063    | 0        | 0                 |

# Managed Care Enrollment by County by Market Segment by Company as of December 31, 2005

**HUMANA MEDICAL PLAN, INC.**

NAIC Company Code

95270

|                  | COUNTY TOTAL | SMALL GROUP | LARGE GROUP | INDIVIDUAL | HEALTHY KIDS | MEDICAID | MEDICARE | FEDERAL EMPLOYEES |
|------------------|--------------|-------------|-------------|------------|--------------|----------|----------|-------------------|
| Alachua          | 399          | 36          | 353         | 3          | 0            | 0        | 7        | 0                 |
| Baker            | 1,044        | 70          | 694         | 0          | 0            | 0        | 280      | 0                 |
| Bay              | 1,039        | 94          | 930         | 0          | 0            | 0        | 15       | 0                 |
| Bradford         | 7            | 1           | 5           | 0          | 0            | 0        | 1        | 0                 |
| Brevard          | 77           | 2           | 22          | 0          | 0            | 0        | 53       | 0                 |
| Broward          | 111,988      | 4,001       | 34,633      | 272        | 0            | 15,521   | 52,886   | 4,675             |
| Calhoun          | 89           | 8           | 81          | 0          | 0            | 0        | 0        | 0                 |
| Charlotte        | 31           | 0           | 0           | 0          | 0            | 0        | 31       | 0                 |
| Citrus           | 76           | 4           | 40          | 0          | 0            | 0        | 32       | 0                 |
| Clay             | 1,711        | 155         | 1,530       | 0          | 0            | 0        | 26       | 0                 |
| Collier          | 134          | 1           | 14          | 0          | 0            | 0        | 119      | 0                 |
| Columbia         | 20           | 0           | 4           | 0          | 0            | 0        | 16       | 0                 |
| De Soto          | 35           | 3           | 29          | 0          | 0            | 0        | 3        | 0                 |
| Dixie            | 7            | 0           | 4           | 0          | 0            | 0        | 3        | 0                 |
| Duval            | 19,247       | 1,088       | 10,740      | 22         | 0            | 0        | 7,397    | 0                 |
| Escambia         | 95           | 1           | 12          | 0          | 0            | 0        | 82       | 0                 |
| Flagler          | 2,456        | 56          | 551         | 0          | 0            | 0        | 1,849    | 0                 |
| Franklin         | 13           | 1           | 8           | 0          | 0            | 0        | 4        | 0                 |
| Gadsden          | 10           | 0           | 0           | 0          | 0            | 0        | 10       | 0                 |
| Gilchrist        | 5            | 0           | 0           | 0          | 0            | 0        | 5        | 0                 |
| Glades           | 3            | 0           | 0           | 0          | 0            | 0        | 3        | 0                 |
| Gulf             | 1            | 0           | 0           | 0          | 0            | 0        | 1        | 0                 |
| Hamilton         | 2            | 0           | 2           | 0          | 0            | 0        | 0        | 0                 |
| Hardee           | 4            | 0           | 0           | 0          | 0            | 0        | 4        | 0                 |
| Hendry           | 16           | 0           | 4           | 0          | 0            | 0        | 12       | 0                 |
| Hernando         | 1,999        | 82          | 809         | 0          | 0            | 0        | 1,108    | 0                 |
| Highlands        | 35           | 0           | 5           | 0          | 0            | 0        | 30       | 0                 |
| Hillsborough     | 62,466       | 3,565       | 35,182      | 83         | 0            | 0        | 23,636   | 0                 |
| Holmes           | 456          | 42          | 412         | 0          | 0            | 0        | 2        | 0                 |
| Indian River     | 2,207        | 201         | 1,987       | 0          | 0            | 0        | 17       | 2                 |
| Jackson          | 10           | 0           | 0           | 0          | 0            | 0        | 10       | 0                 |
| Jefferson        | 24           | 0           | 0           | 0          | 0            | 0        | 24       | 0                 |
| Lafayette        | 11           | 1           | 9           | 0          | 0            | 0        | 1        | 0                 |
| Lake             | 507          | 8           | 83          | 0          | 0            | 0        | 416      | 0                 |
| Lee              | 9,476        | 858         | 8,487       | 0          | 0            | 0        | 128      | 3                 |
| Leon             | 204          | 7           | 64          | 0          | 0            | 0        | 133      | 0                 |
| Levy             | 15           | 0           | 1           | 0          | 0            | 0        | 14       | 0                 |
| Liberty          | 1            | 0           | 0           | 0          | 0            | 0        | 1        | 0                 |
| Madison          | 3            | 0           | 0           | 0          | 0            | 0        | 3        | 0                 |
| Manatee          | 630          | 8           | 79          | 0          | 0            | 0        | 543      | 0                 |
| Marion           | 78           | 1           | 15          | 0          | 0            | 0        | 62       | 0                 |
| Martin           | 126          | 5           | 51          | 0          | 0            | 0        | 70       | 0                 |
| Miami-Dade       | 98,288       | 3,126       | 27,262      | 0          | 0            | 29,240   | 35,009   | 3,651             |
| Monroe           | 19           | 0           | 0           | 0          | 0            | 0        | 19       | 0                 |
| Nassau           | 1,207        | 3           | 32          | 0          | 0            | 0        | 1,172    | 0                 |
| Okaloosa         | 12           | 0           | 0           | 0          | 0            | 0        | 12       | 0                 |
| Okeechobee       | 21           | 0           | 0           | 0          | 0            | 0        | 21       | 0                 |
| Orange           | 9,945        | 127         | 1,197       | 59         | 0            | 0        | 8,562    | 0                 |
| Osceola          | 2,340        | 23          | 228         | 0          | 0            | 0        | 2,089    | 0                 |
| Other            | 0            | 0           | 0           | 0          | 0            | 0        | 0        | 0                 |
| Palm Beach       | 61,709       | 650         | 5,131       | 64         | 0            | 10,040   | 44,584   | 1,240             |
| Pasco            | 15,449       | 18          | 177         | 0          | 0            | 0        | 15,254   | 0                 |
| Pinellas         | 31,799       | 643         | 6,326       | 0          | 0            | 0        | 24,800   | 30                |
| Polk             | 201          | 10          | 85          | 10         | 0            | 0        | 96       | 0                 |
| Putnam           | 30           | 1           | 6           | 0          | 0            | 0        | 23       | 0                 |
| Santa Rosa       | 19           | 0           | 0           | 0          | 0            | 0        | 19       | 0                 |
| Sarasota         | 33           | 0           | 0           | 0          | 0            | 0        | 33       | 0                 |
| Seminole         | 3,911        | 98          | 971         | 0          | 0            | 0        | 2,842    | 0                 |
| St. Johns        | 838          | 8           | 75          | 0          | 0            | 0        | 755      | 0                 |
| St. Lucie        | 3,565        | 316         | 3,120       | 7          | 0            | 0        | 122      | 0                 |
| Sumter           | 33           | 1           | 8           | 0          | 0            | 0        | 24       | 0                 |
| Suwannee         | 106          | 8           | 81          | 0          | 0            | 0        | 17       | 0                 |
| Taylor           | 7            | 0           | 0           | 0          | 0            | 0        | 7        | 0                 |
| Union            | 2            | 0           | 1           | 0          | 0            | 0        | 1        | 0                 |
| Volusia          | 19,252       | 26          | 224         | 31         | 0            | 0        | 18,971   | 0                 |
| Wakulla          | 2            | 0           | 0           | 0          | 0            | 0        | 2        | 0                 |
| Walton           | 6            | 0           | 0           | 0          | 0            | 0        | 6        | 0                 |
| Washington       | 1            | 0           | 0           | 0          | 0            | 0        | 1        | 0                 |
| Total Enrollment | 465,552      | 15,357      | 141,764     | 551        | 0            | 54,801   | 243,478  | 9,601             |

# Managed Care Enrollment by County by Market Segment by Company as of December 31, 2005

**LEON MEDICAL CENTERS HEALTH PLANS, INC.**

NAIC Company Code

11532

|                  | COUNTY TOTAL | SMALL GROUP | LARGE GROUP | INDIVIDUAL | HEALTHY KIDS | MEDICAID | MEDICARE | FEDERAL EMPLOYEES |
|------------------|--------------|-------------|-------------|------------|--------------|----------|----------|-------------------|
| Alachua          | 0            | 0           | 0           | 0          | 0            | 0        | 0        | 0                 |
| Baker            | 0            | 0           | 0           | 0          | 0            | 0        | 0        | 0                 |
| Bay              | 0            | 0           | 0           | 0          | 0            | 0        | 0        | 0                 |
| Bradford         | 0            | 0           | 0           | 0          | 0            | 0        | 0        | 0                 |
| Brevard          | 0            | 0           | 0           | 0          | 0            | 0        | 0        | 0                 |
| Broward          | 0            | 0           | 0           | 0          | 0            | 0        | 0        | 0                 |
| Calhoun          | 0            | 0           | 0           | 0          | 0            | 0        | 0        | 0                 |
| Charlotte        | 0            | 0           | 0           | 0          | 0            | 0        | 0        | 0                 |
| Citrus           | 0            | 0           | 0           | 0          | 0            | 0        | 0        | 0                 |
| Clay             | 0            | 0           | 0           | 0          | 0            | 0        | 0        | 0                 |
| Collier          | 0            | 0           | 0           | 0          | 0            | 0        | 0        | 0                 |
| Columbia         | 0            | 0           | 0           | 0          | 0            | 0        | 0        | 0                 |
| De Soto          | 0            | 0           | 0           | 0          | 0            | 0        | 0        | 0                 |
| Dixie            | 0            | 0           | 0           | 0          | 0            | 0        | 0        | 0                 |
| Duval            | 0            | 0           | 0           | 0          | 0            | 0        | 0        | 0                 |
| Escambia         | 0            | 0           | 0           | 0          | 0            | 0        | 0        | 0                 |
| Flagler          | 0            | 0           | 0           | 0          | 0            | 0        | 0        | 0                 |
| Franklin         | 0            | 0           | 0           | 0          | 0            | 0        | 0        | 0                 |
| Gadsden          | 0            | 0           | 0           | 0          | 0            | 0        | 0        | 0                 |
| Gilchrist        | 0            | 0           | 0           | 0          | 0            | 0        | 0        | 0                 |
| Glades           | 0            | 0           | 0           | 0          | 0            | 0        | 0        | 0                 |
| Gulf             | 0            | 0           | 0           | 0          | 0            | 0        | 0        | 0                 |
| Hamilton         | 0            | 0           | 0           | 0          | 0            | 0        | 0        | 0                 |
| Hardee           | 0            | 0           | 0           | 0          | 0            | 0        | 0        | 0                 |
| Hendry           | 0            | 0           | 0           | 0          | 0            | 0        | 0        | 0                 |
| Hernando         | 0            | 0           | 0           | 0          | 0            | 0        | 0        | 0                 |
| Highlands        | 0            | 0           | 0           | 0          | 0            | 0        | 0        | 0                 |
| Hillsborough     | 0            | 0           | 0           | 0          | 0            | 0        | 0        | 0                 |
| Holmes           | 0            | 0           | 0           | 0          | 0            | 0        | 0        | 0                 |
| Indian River     | 0            | 0           | 0           | 0          | 0            | 0        | 0        | 0                 |
| Jackson          | 0            | 0           | 0           | 0          | 0            | 0        | 0        | 0                 |
| Jefferson        | 0            | 0           | 0           | 0          | 0            | 0        | 0        | 0                 |
| Lafayette        | 0            | 0           | 0           | 0          | 0            | 0        | 0        | 0                 |
| Lake             | 0            | 0           | 0           | 0          | 0            | 0        | 0        | 0                 |
| Lee              | 0            | 0           | 0           | 0          | 0            | 0        | 0        | 0                 |
| Leon             | 0            | 0           | 0           | 0          | 0            | 0        | 0        | 0                 |
| Levy             | 0            | 0           | 0           | 0          | 0            | 0        | 0        | 0                 |
| Liberty          | 0            | 0           | 0           | 0          | 0            | 0        | 0        | 0                 |
| Madison          | 0            | 0           | 0           | 0          | 0            | 0        | 0        | 0                 |
| Manatee          | 0            | 0           | 0           | 0          | 0            | 0        | 0        | 0                 |
| Marion           | 0            | 0           | 0           | 0          | 0            | 0        | 0        | 0                 |
| Martin           | 0            | 0           | 0           | 0          | 0            | 0        | 0        | 0                 |
| Miami-Dade       | 19,465       | 0           | 0           | 0          | 0            | 0        | 19,465   | 0                 |
| Monroe           | 0            | 0           | 0           | 0          | 0            | 0        | 0        | 0                 |
| Nassau           | 0            | 0           | 0           | 0          | 0            | 0        | 0        | 0                 |
| Okaloosa         | 0            | 0           | 0           | 0          | 0            | 0        | 0        | 0                 |
| Okeechobee       | 0            | 0           | 0           | 0          | 0            | 0        | 0        | 0                 |
| Orange           | 0            | 0           | 0           | 0          | 0            | 0        | 0        | 0                 |
| Osceola          | 0            | 0           | 0           | 0          | 0            | 0        | 0        | 0                 |
| Other            | 0            | 0           | 0           | 0          | 0            | 0        | 0        | 0                 |
| Palm Beach       | 0            | 0           | 0           | 0          | 0            | 0        | 0        | 0                 |
| Pasco            | 0            | 0           | 0           | 0          | 0            | 0        | 0        | 0                 |
| Pinellas         | 0            | 0           | 0           | 0          | 0            | 0        | 0        | 0                 |
| Polk             | 0            | 0           | 0           | 0          | 0            | 0        | 0        | 0                 |
| Putnam           | 0            | 0           | 0           | 0          | 0            | 0        | 0        | 0                 |
| Santa Rosa       | 0            | 0           | 0           | 0          | 0            | 0        | 0        | 0                 |
| Sarasota         | 0            | 0           | 0           | 0          | 0            | 0        | 0        | 0                 |
| Seminole         | 0            | 0           | 0           | 0          | 0            | 0        | 0        | 0                 |
| St. Johns        | 0            | 0           | 0           | 0          | 0            | 0        | 0        | 0                 |
| St. Lucie        | 0            | 0           | 0           | 0          | 0            | 0        | 0        | 0                 |
| Sumter           | 0            | 0           | 0           | 0          | 0            | 0        | 0        | 0                 |
| Suwannee         | 0            | 0           | 0           | 0          | 0            | 0        | 0        | 0                 |
| Taylor           | 0            | 0           | 0           | 0          | 0            | 0        | 0        | 0                 |
| Union            | 0            | 0           | 0           | 0          | 0            | 0        | 0        | 0                 |
| Volusia          | 0            | 0           | 0           | 0          | 0            | 0        | 0        | 0                 |
| Wakulla          | 0            | 0           | 0           | 0          | 0            | 0        | 0        | 0                 |
| Walton           | 0            | 0           | 0           | 0          | 0            | 0        | 0        | 0                 |
| Washington       | 0            | 0           | 0           | 0          | 0            | 0        | 0        | 0                 |
| Total Enrollment | 19,465       | 0           | 0           | 0          | 0            | 0        | 19,465   | 0                 |

# Managed Care Enrollment by County by Market Segment by Company as of December 31, 2005

**MEDICA HEALTHCARE PLANS, INC.**

NAIC Company Code

12155

|                  | COUNTY TOTAL | SMALL GROUP | LARGE GROUP | INDIVIDUAL | HEALTHY KIDS | MEDICAID | MEDICARE | FEDERAL EMPLOYEES |
|------------------|--------------|-------------|-------------|------------|--------------|----------|----------|-------------------|
| Alachua          | 0            | 0           | 0           | 0          | 0            | 0        | 0        | 0                 |
| Baker            | 0            | 0           | 0           | 0          | 0            | 0        | 0        | 0                 |
| Bay              | 0            | 0           | 0           | 0          | 0            | 0        | 0        | 0                 |
| Bradford         | 0            | 0           | 0           | 0          | 0            | 0        | 0        | 0                 |
| Brevard          | 0            | 0           | 0           | 0          | 0            | 0        | 0        | 0                 |
| Broward          | 32           | 0           | 0           | 0          | 0            | 0        | 32       | 0                 |
| Calhoun          | 0            | 0           | 0           | 0          | 0            | 0        | 0        | 0                 |
| Charlotte        | 0            | 0           | 0           | 0          | 0            | 0        | 0        | 0                 |
| Citrus           | 0            | 0           | 0           | 0          | 0            | 0        | 0        | 0                 |
| Clay             | 0            | 0           | 0           | 0          | 0            | 0        | 0        | 0                 |
| Collier          | 0            | 0           | 0           | 0          | 0            | 0        | 0        | 0                 |
| Columbia         | 0            | 0           | 0           | 0          | 0            | 0        | 0        | 0                 |
| De Soto          | 0            | 0           | 0           | 0          | 0            | 0        | 0        | 0                 |
| Dixie            | 0            | 0           | 0           | 0          | 0            | 0        | 0        | 0                 |
| Duval            | 0            | 0           | 0           | 0          | 0            | 0        | 0        | 0                 |
| Escambia         | 0            | 0           | 0           | 0          | 0            | 0        | 0        | 0                 |
| Flagler          | 0            | 0           | 0           | 0          | 0            | 0        | 0        | 0                 |
| Franklin         | 0            | 0           | 0           | 0          | 0            | 0        | 0        | 0                 |
| Gadsden          | 0            | 0           | 0           | 0          | 0            | 0        | 0        | 0                 |
| Gilchrist        | 0            | 0           | 0           | 0          | 0            | 0        | 0        | 0                 |
| Glades           | 0            | 0           | 0           | 0          | 0            | 0        | 0        | 0                 |
| Gulf             | 0            | 0           | 0           | 0          | 0            | 0        | 0        | 0                 |
| Hamilton         | 0            | 0           | 0           | 0          | 0            | 0        | 0        | 0                 |
| Hardee           | 0            | 0           | 0           | 0          | 0            | 0        | 0        | 0                 |
| Hendry           | 0            | 0           | 0           | 0          | 0            | 0        | 0        | 0                 |
| Hernando         | 0            | 0           | 0           | 0          | 0            | 0        | 0        | 0                 |
| Highlands        | 0            | 0           | 0           | 0          | 0            | 0        | 0        | 0                 |
| Hillsborough     | 0            | 0           | 0           | 0          | 0            | 0        | 0        | 0                 |
| Holmes           | 0            | 0           | 0           | 0          | 0            | 0        | 0        | 0                 |
| Indian River     | 0            | 0           | 0           | 0          | 0            | 0        | 0        | 0                 |
| Jackson          | 0            | 0           | 0           | 0          | 0            | 0        | 0        | 0                 |
| Jefferson        | 0            | 0           | 0           | 0          | 0            | 0        | 0        | 0                 |
| Lafayette        | 0            | 0           | 0           | 0          | 0            | 0        | 0        | 0                 |
| Lake             | 0            | 0           | 0           | 0          | 0            | 0        | 0        | 0                 |
| Lee              | 0            | 0           | 0           | 0          | 0            | 0        | 0        | 0                 |
| Leon             | 0            | 0           | 0           | 0          | 0            | 0        | 0        | 0                 |
| Levy             | 0            | 0           | 0           | 0          | 0            | 0        | 0        | 0                 |
| Liberty          | 0            | 0           | 0           | 0          | 0            | 0        | 0        | 0                 |
| Madison          | 0            | 0           | 0           | 0          | 0            | 0        | 0        | 0                 |
| Manatee          | 0            | 0           | 0           | 0          | 0            | 0        | 0        | 0                 |
| Marion           | 0            | 0           | 0           | 0          | 0            | 0        | 0        | 0                 |
| Martin           | 0            | 0           | 0           | 0          | 0            | 0        | 0        | 0                 |
| Miami-Dade       | 5,517        | 0           | 0           | 0          | 0            | 0        | 5,517    | 0                 |
| Monroe           | 0            | 0           | 0           | 0          | 0            | 0        | 0        | 0                 |
| Nassau           | 0            | 0           | 0           | 0          | 0            | 0        | 0        | 0                 |
| Okaloosa         | 0            | 0           | 0           | 0          | 0            | 0        | 0        | 0                 |
| Okeechobee       | 0            | 0           | 0           | 0          | 0            | 0        | 0        | 0                 |
| Orange           | 0            | 0           | 0           | 0          | 0            | 0        | 0        | 0                 |
| Osceola          | 0            | 0           | 0           | 0          | 0            | 0        | 0        | 0                 |
| Other            | 0            | 0           | 0           | 0          | 0            | 0        | 0        | 0                 |
| Palm Beach       | 0            | 0           | 0           | 0          | 0            | 0        | 0        | 0                 |
| Pasco            | 0            | 0           | 0           | 0          | 0            | 0        | 0        | 0                 |
| Pinellas         | 0            | 0           | 0           | 0          | 0            | 0        | 0        | 0                 |
| Polk             | 0            | 0           | 0           | 0          | 0            | 0        | 0        | 0                 |
| Putnam           | 0            | 0           | 0           | 0          | 0            | 0        | 0        | 0                 |
| Santa Rosa       | 0            | 0           | 0           | 0          | 0            | 0        | 0        | 0                 |
| Sarasota         | 0            | 0           | 0           | 0          | 0            | 0        | 0        | 0                 |
| Seminole         | 0            | 0           | 0           | 0          | 0            | 0        | 0        | 0                 |
| St. Johns        | 0            | 0           | 0           | 0          | 0            | 0        | 0        | 0                 |
| St. Lucie        | 0            | 0           | 0           | 0          | 0            | 0        | 0        | 0                 |
| Sumter           | 0            | 0           | 0           | 0          | 0            | 0        | 0        | 0                 |
| Suwannee         | 0            | 0           | 0           | 0          | 0            | 0        | 0        | 0                 |
| Taylor           | 0            | 0           | 0           | 0          | 0            | 0        | 0        | 0                 |
| Union            | 0            | 0           | 0           | 0          | 0            | 0        | 0        | 0                 |
| Volusia          | 0            | 0           | 0           | 0          | 0            | 0        | 0        | 0                 |
| Wakulla          | 0            | 0           | 0           | 0          | 0            | 0        | 0        | 0                 |
| Walton           | 0            | 0           | 0           | 0          | 0            | 0        | 0        | 0                 |
| Washington       | 0            | 0           | 0           | 0          | 0            | 0        | 0        | 0                 |
| Total Enrollment | 5,549        | 0           | 0           | 0          | 0            | 0        | 5,549    | 0                 |

# Managed Care Enrollment by County by Market Segment by Company as of December 31, 2005

**METCARE HEALTH PLANS, INC.**

NAIC Company Code

10126

|                  | COUNTY TOTAL | SMALL GROUP | LARGE GROUP | INDIVIDUAL | HEALTHY KIDS | MEDICAID | MEDICARE | FEDERAL EMPLOYEES |
|------------------|--------------|-------------|-------------|------------|--------------|----------|----------|-------------------|
| Alachua          | 0            | 0           | 0           | 0          | 0            | 0        | 0        | 0                 |
| Baker            | 0            | 0           | 0           | 0          | 0            | 0        | 0        | 0                 |
| Bay              | 0            | 0           | 0           | 0          | 0            | 0        | 0        | 0                 |
| Bradford         | 0            | 0           | 0           | 0          | 0            | 0        | 0        | 0                 |
| Brevard          | 0            | 0           | 0           | 0          | 0            | 0        | 0        | 0                 |
| Broward          | 0            | 0           | 0           | 0          | 0            | 0        | 0        | 0                 |
| Calhoun          | 0            | 0           | 0           | 0          | 0            | 0        | 0        | 0                 |
| Charlotte        | 46           | 0           | 0           | 0          | 0            | 0        | 46       | 0                 |
| Citrus           | 0            | 0           | 0           | 0          | 0            | 0        | 0        | 0                 |
| Clay             | 0            | 0           | 0           | 0          | 0            | 0        | 0        | 0                 |
| Collier          | 0            | 0           | 0           | 0          | 0            | 0        | 0        | 0                 |
| Columbia         | 0            | 0           | 0           | 0          | 0            | 0        | 0        | 0                 |
| De Soto          | 0            | 0           | 0           | 0          | 0            | 0        | 0        | 0                 |
| Dixie            | 0            | 0           | 0           | 0          | 0            | 0        | 0        | 0                 |
| Duval            | 0            | 0           | 0           | 0          | 0            | 0        | 0        | 0                 |
| Escambia         | 0            | 0           | 0           | 0          | 0            | 0        | 0        | 0                 |
| Flagler          | 0            | 0           | 0           | 0          | 0            | 0        | 0        | 0                 |
| Franklin         | 0            | 0           | 0           | 0          | 0            | 0        | 0        | 0                 |
| Gadsden          | 0            | 0           | 0           | 0          | 0            | 0        | 0        | 0                 |
| Gilchrist        | 0            | 0           | 0           | 0          | 0            | 0        | 0        | 0                 |
| Glades           | 0            | 0           | 0           | 0          | 0            | 0        | 0        | 0                 |
| Gulf             | 0            | 0           | 0           | 0          | 0            | 0        | 0        | 0                 |
| Hamilton         | 0            | 0           | 0           | 0          | 0            | 0        | 0        | 0                 |
| Hardee           | 0            | 0           | 0           | 0          | 0            | 0        | 0        | 0                 |
| Hendry           | 0            | 0           | 0           | 0          | 0            | 0        | 0        | 0                 |
| Hernando         | 0            | 0           | 0           | 0          | 0            | 0        | 0        | 0                 |
| Highlands        | 0            | 0           | 0           | 0          | 0            | 0        | 0        | 0                 |
| Hillsborough     | 0            | 0           | 0           | 0          | 0            | 0        | 0        | 0                 |
| Holmes           | 0            | 0           | 0           | 0          | 0            | 0        | 0        | 0                 |
| Indian River     | 0            | 0           | 0           | 0          | 0            | 0        | 0        | 0                 |
| Jackson          | 0            | 0           | 0           | 0          | 0            | 0        | 0        | 0                 |
| Jefferson        | 0            | 0           | 0           | 0          | 0            | 0        | 0        | 0                 |
| Lafayette        | 0            | 0           | 0           | 0          | 0            | 0        | 0        | 0                 |
| Lake             | 0            | 0           | 0           | 0          | 0            | 0        | 0        | 0                 |
| Lee              | 384          | 0           | 0           | 0          | 0            | 0        | 384      | 0                 |
| Leon             | 0            | 0           | 0           | 0          | 0            | 0        | 0        | 0                 |
| Levy             | 0            | 0           | 0           | 0          | 0            | 0        | 0        | 0                 |
| Liberty          | 0            | 0           | 0           | 0          | 0            | 0        | 0        | 0                 |
| Madison          | 0            | 0           | 0           | 0          | 0            | 0        | 0        | 0                 |
| Manatee          | 0            | 0           | 0           | 0          | 0            | 0        | 0        | 0                 |
| Marion           | 0            | 0           | 0           | 0          | 0            | 0        | 0        | 0                 |
| Martin           | 269          | 0           | 0           | 0          | 0            | 0        | 269      | 0                 |
| Miami-Dade       | 0            | 0           | 0           | 0          | 0            | 0        | 0        | 0                 |
| Monroe           | 0            | 0           | 0           | 0          | 0            | 0        | 0        | 0                 |
| Nassau           | 0            | 0           | 0           | 0          | 0            | 0        | 0        | 0                 |
| Okaloosa         | 0            | 0           | 0           | 0          | 0            | 0        | 0        | 0                 |
| Okeechobee       | 213          | 0           | 0           | 0          | 0            | 0        | 213      | 0                 |
| Orange           | 0            | 0           | 0           | 0          | 0            | 0        | 0        | 0                 |
| Osceola          | 0            | 0           | 0           | 0          | 0            | 0        | 0        | 0                 |
| Other            | 0            | 0           | 0           | 0          | 0            | 0        | 0        | 0                 |
| Palm Beach       | 0            | 0           | 0           | 0          | 0            | 0        | 0        | 0                 |
| Pasco            | 0            | 0           | 0           | 0          | 0            | 0        | 0        | 0                 |
| Pinellas         | 0            | 0           | 0           | 0          | 0            | 0        | 0        | 0                 |
| Polk             | 0            | 0           | 0           | 0          | 0            | 0        | 0        | 0                 |
| Putnam           | 0            | 0           | 0           | 0          | 0            | 0        | 0        | 0                 |
| Santa Rosa       | 0            | 0           | 0           | 0          | 0            | 0        | 0        | 0                 |
| Sarasota         | 53           | 0           | 0           | 0          | 0            | 0        | 53       | 0                 |
| Seminole         | 0            | 0           | 0           | 0          | 0            | 0        | 0        | 0                 |
| St. Johns        | 0            | 0           | 0           | 0          | 0            | 0        | 0        | 0                 |
| St. Lucie        | 436          | 0           | 0           | 0          | 0            | 0        | 436      | 0                 |
| Sumter           | 0            | 0           | 0           | 0          | 0            | 0        | 0        | 0                 |
| Suwannee         | 0            | 0           | 0           | 0          | 0            | 0        | 0        | 0                 |
| Taylor           | 0            | 0           | 0           | 0          | 0            | 0        | 0        | 0                 |
| Union            | 0            | 0           | 0           | 0          | 0            | 0        | 0        | 0                 |
| Volusia          | 0            | 0           | 0           | 0          | 0            | 0        | 0        | 0                 |
| Wakulla          | 0            | 0           | 0           | 0          | 0            | 0        | 0        | 0                 |
| Walton           | 0            | 0           | 0           | 0          | 0            | 0        | 0        | 0                 |
| Washington       | 0            | 0           | 0           | 0          | 0            | 0        | 0        | 0                 |
| Total Enrollment | 1,401        | 0           | 0           | 0          | 0            | 0        | 1,401    | 0                 |

# Managed Care Enrollment by County by Market Segment by Company as of December 31, 2005

**NEIGHBORHOOD HEALTH PARTNERSHIP, INC.**

NAIC Company Code

95123

|                  | COUNTY TOTAL | SMALL GROUP | LARGE GROUP | INDIVIDUAL | HEALTHY KIDS | MEDICAID | MEDICARE | FEDERAL EMPLOYEES |
|------------------|--------------|-------------|-------------|------------|--------------|----------|----------|-------------------|
| Alachua          | 0            | 0           | 0           | 0          | 0            | 0        | 0        | 0                 |
| Baker            | 0            | 0           | 0           | 0          | 0            | 0        | 0        | 0                 |
| Bay              | 0            | 0           | 0           | 0          | 0            | 0        | 0        | 0                 |
| Bradford         | 0            | 0           | 0           | 0          | 0            | 0        | 0        | 0                 |
| Brevard          | 0            | 0           | 0           | 0          | 0            | 0        | 0        | 0                 |
| Broward          | 28,204       | 20,723      | 7,481       | 0          | 0            | 0        | 0        | 0                 |
| Calhoun          | 0            | 0           | 0           | 0          | 0            | 0        | 0        | 0                 |
| Charlotte        | 0            | 0           | 0           | 0          | 0            | 0        | 0        | 0                 |
| Citrus           | 0            | 0           | 0           | 0          | 0            | 0        | 0        | 0                 |
| Clay             | 0            | 0           | 0           | 0          | 0            | 0        | 0        | 0                 |
| Collier          | 0            | 0           | 0           | 0          | 0            | 0        | 0        | 0                 |
| Columbia         | 0            | 0           | 0           | 0          | 0            | 0        | 0        | 0                 |
| De Soto          | 0            | 0           | 0           | 0          | 0            | 0        | 0        | 0                 |
| Dixie            | 0            | 0           | 0           | 0          | 0            | 0        | 0        | 0                 |
| Duval            | 0            | 0           | 0           | 0          | 0            | 0        | 0        | 0                 |
| Escambia         | 0            | 0           | 0           | 0          | 0            | 0        | 0        | 0                 |
| Flagler          | 0            | 0           | 0           | 0          | 0            | 0        | 0        | 0                 |
| Franklin         | 0            | 0           | 0           | 0          | 0            | 0        | 0        | 0                 |
| Gadsden          | 0            | 0           | 0           | 0          | 0            | 0        | 0        | 0                 |
| Gilchrist        | 0            | 0           | 0           | 0          | 0            | 0        | 0        | 0                 |
| Glades           | 0            | 0           | 0           | 0          | 0            | 0        | 0        | 0                 |
| Gulf             | 0            | 0           | 0           | 0          | 0            | 0        | 0        | 0                 |
| Hamilton         | 0            | 0           | 0           | 0          | 0            | 0        | 0        | 0                 |
| Hardee           | 0            | 0           | 0           | 0          | 0            | 0        | 0        | 0                 |
| Hendry           | 0            | 0           | 0           | 0          | 0            | 0        | 0        | 0                 |
| Hernando         | 0            | 0           | 0           | 0          | 0            | 0        | 0        | 0                 |
| Highlands        | 0            | 0           | 0           | 0          | 0            | 0        | 0        | 0                 |
| Hillsborough     | 0            | 0           | 0           | 0          | 0            | 0        | 0        | 0                 |
| Holmes           | 0            | 0           | 0           | 0          | 0            | 0        | 0        | 0                 |
| Indian River     | 0            | 0           | 0           | 0          | 0            | 0        | 0        | 0                 |
| Jackson          | 0            | 0           | 0           | 0          | 0            | 0        | 0        | 0                 |
| Jefferson        | 0            | 0           | 0           | 0          | 0            | 0        | 0        | 0                 |
| Lafayette        | 0            | 0           | 0           | 0          | 0            | 0        | 0        | 0                 |
| Lake             | 0            | 0           | 0           | 0          | 0            | 0        | 0        | 0                 |
| Lee              | 0            | 0           | 0           | 0          | 0            | 0        | 0        | 0                 |
| Leon             | 0            | 0           | 0           | 0          | 0            | 0        | 0        | 0                 |
| Levy             | 0            | 0           | 0           | 0          | 0            | 0        | 0        | 0                 |
| Liberty          | 0            | 0           | 0           | 0          | 0            | 0        | 0        | 0                 |
| Madison          | 0            | 0           | 0           | 0          | 0            | 0        | 0        | 0                 |
| Manatee          | 0            | 0           | 0           | 0          | 0            | 0        | 0        | 0                 |
| Marion           | 0            | 0           | 0           | 0          | 0            | 0        | 0        | 0                 |
| Martin           | 0            | 0           | 0           | 0          | 0            | 0        | 0        | 0                 |
| Miami-Dade       | 97,320       | 63,691      | 33,629      | 0          | 0            | 0        | 0        | 0                 |
| Monroe           | 0            | 0           | 0           | 0          | 0            | 0        | 0        | 0                 |
| Nassau           | 0            | 0           | 0           | 0          | 0            | 0        | 0        | 0                 |
| Okaloosa         | 0            | 0           | 0           | 0          | 0            | 0        | 0        | 0                 |
| Okeechobee       | 0            | 0           | 0           | 0          | 0            | 0        | 0        | 0                 |
| Orange           | 0            | 0           | 0           | 0          | 0            | 0        | 0        | 0                 |
| Osceola          | 0            | 0           | 0           | 0          | 0            | 0        | 0        | 0                 |
| Other            | 0            | 0           | 0           | 0          | 0            | 0        | 0        | 0                 |
| Palm Beach       | 4,232        | 3,024       | 1,208       | 0          | 0            | 0        | 0        | 0                 |
| Pasco            | 0            | 0           | 0           | 0          | 0            | 0        | 0        | 0                 |
| Pinellas         | 0            | 0           | 0           | 0          | 0            | 0        | 0        | 0                 |
| Polk             | 0            | 0           | 0           | 0          | 0            | 0        | 0        | 0                 |
| Putnam           | 0            | 0           | 0           | 0          | 0            | 0        | 0        | 0                 |
| Santa Rosa       | 0            | 0           | 0           | 0          | 0            | 0        | 0        | 0                 |
| Sarasota         | 0            | 0           | 0           | 0          | 0            | 0        | 0        | 0                 |
| Seminole         | 0            | 0           | 0           | 0          | 0            | 0        | 0        | 0                 |
| St. Johns        | 0            | 0           | 0           | 0          | 0            | 0        | 0        | 0                 |
| St. Lucie        | 0            | 0           | 0           | 0          | 0            | 0        | 0        | 0                 |
| Sumter           | 0            | 0           | 0           | 0          | 0            | 0        | 0        | 0                 |
| Suwannee         | 0            | 0           | 0           | 0          | 0            | 0        | 0        | 0                 |
| Taylor           | 0            | 0           | 0           | 0          | 0            | 0        | 0        | 0                 |
| Union            | 0            | 0           | 0           | 0          | 0            | 0        | 0        | 0                 |
| Volusia          | 0            | 0           | 0           | 0          | 0            | 0        | 0        | 0                 |
| Wakulla          | 0            | 0           | 0           | 0          | 0            | 0        | 0        | 0                 |
| Walton           | 0            | 0           | 0           | 0          | 0            | 0        | 0        | 0                 |
| Washington       | 0            | 0           | 0           | 0          | 0            | 0        | 0        | 0                 |
| Total Enrollment | 129,756      | 87,438      | 42,318      | 0          | 0            | 0        | 0        | 0                 |

# Managed Care Enrollment by County by Market Segment by Company as of December 31, 2005

**OPTIMUM HEALTHCARE, INC.**

NAIC Company Code

12259

|                  | COUNTY TOTAL | SMALL GROUP | LARGE GROUP | INDIVIDUAL | HEALTHY KIDS | MEDICAID | MEDICARE | FEDERAL EMPLOYEES |
|------------------|--------------|-------------|-------------|------------|--------------|----------|----------|-------------------|
| Alachua          | 0            | 0           | 0           | 0          | 0            | 0        | 0        | 0                 |
| Baker            | 0            | 0           | 0           | 0          | 0            | 0        | 0        | 0                 |
| Bay              | 0            | 0           | 0           | 0          | 0            | 0        | 0        | 0                 |
| Bradford         | 0            | 0           | 0           | 0          | 0            | 0        | 0        | 0                 |
| Brevard          | 0            | 0           | 0           | 0          | 0            | 0        | 0        | 0                 |
| Broward          | 0            | 0           | 0           | 0          | 0            | 0        | 0        | 0                 |
| Calhoun          | 0            | 0           | 0           | 0          | 0            | 0        | 0        | 0                 |
| Charlotte        | 0            | 0           | 0           | 0          | 0            | 0        | 0        | 0                 |
| Citrus           | 0            | 0           | 0           | 0          | 0            | 0        | 0        | 0                 |
| Clay             | 0            | 0           | 0           | 0          | 0            | 0        | 0        | 0                 |
| Collier          | 0            | 0           | 0           | 0          | 0            | 0        | 0        | 0                 |
| Columbia         | 0            | 0           | 0           | 0          | 0            | 0        | 0        | 0                 |
| De Soto          | 0            | 0           | 0           | 0          | 0            | 0        | 0        | 0                 |
| Dixie            | 0            | 0           | 0           | 0          | 0            | 0        | 0        | 0                 |
| Duval            | 0            | 0           | 0           | 0          | 0            | 0        | 0        | 0                 |
| Escambia         | 0            | 0           | 0           | 0          | 0            | 0        | 0        | 0                 |
| Flagler          | 0            | 0           | 0           | 0          | 0            | 0        | 0        | 0                 |
| Franklin         | 0            | 0           | 0           | 0          | 0            | 0        | 0        | 0                 |
| Gadsden          | 0            | 0           | 0           | 0          | 0            | 0        | 0        | 0                 |
| Gilchrist        | 0            | 0           | 0           | 0          | 0            | 0        | 0        | 0                 |
| Glades           | 0            | 0           | 0           | 0          | 0            | 0        | 0        | 0                 |
| Gulf             | 0            | 0           | 0           | 0          | 0            | 0        | 0        | 0                 |
| Hamilton         | 0            | 0           | 0           | 0          | 0            | 0        | 0        | 0                 |
| Hardee           | 0            | 0           | 0           | 0          | 0            | 0        | 0        | 0                 |
| Hendry           | 0            | 0           | 0           | 0          | 0            | 0        | 0        | 0                 |
| Hernando         | 0            | 0           | 0           | 0          | 0            | 0        | 0        | 0                 |
| Highlands        | 0            | 0           | 0           | 0          | 0            | 0        | 0        | 0                 |
| Hillsborough     | 0            | 0           | 0           | 0          | 0            | 0        | 0        | 0                 |
| Holmes           | 0            | 0           | 0           | 0          | 0            | 0        | 0        | 0                 |
| Indian River     | 0            | 0           | 0           | 0          | 0            | 0        | 0        | 0                 |
| Jackson          | 0            | 0           | 0           | 0          | 0            | 0        | 0        | 0                 |
| Jefferson        | 0            | 0           | 0           | 0          | 0            | 0        | 0        | 0                 |
| Lafayette        | 0            | 0           | 0           | 0          | 0            | 0        | 0        | 0                 |
| Lake             | 0            | 0           | 0           | 0          | 0            | 0        | 0        | 0                 |
| Lee              | 0            | 0           | 0           | 0          | 0            | 0        | 0        | 0                 |
| Leon             | 0            | 0           | 0           | 0          | 0            | 0        | 0        | 0                 |
| Levy             | 0            | 0           | 0           | 0          | 0            | 0        | 0        | 0                 |
| Liberty          | 0            | 0           | 0           | 0          | 0            | 0        | 0        | 0                 |
| Madison          | 0            | 0           | 0           | 0          | 0            | 0        | 0        | 0                 |
| Manatee          | 0            | 0           | 0           | 0          | 0            | 0        | 0        | 0                 |
| Marion           | 0            | 0           | 0           | 0          | 0            | 0        | 0        | 0                 |
| Martin           | 0            | 0           | 0           | 0          | 0            | 0        | 0        | 0                 |
| Miami-Dade       | 0            | 0           | 0           | 0          | 0            | 0        | 0        | 0                 |
| Monroe           | 0            | 0           | 0           | 0          | 0            | 0        | 0        | 0                 |
| Nassau           | 0            | 0           | 0           | 0          | 0            | 0        | 0        | 0                 |
| Okaloosa         | 0            | 0           | 0           | 0          | 0            | 0        | 0        | 0                 |
| Okeechobee       | 0            | 0           | 0           | 0          | 0            | 0        | 0        | 0                 |
| Orange           | 0            | 0           | 0           | 0          | 0            | 0        | 0        | 0                 |
| Osceola          | 0            | 0           | 0           | 0          | 0            | 0        | 0        | 0                 |
| Other            | 0            | 0           | 0           | 0          | 0            | 0        | 0        | 0                 |
| Palm Beach       | 0            | 0           | 0           | 0          | 0            | 0        | 0        | 0                 |
| Pasco            | 0            | 0           | 0           | 0          | 0            | 0        | 0        | 0                 |
| Pinellas         | 0            | 0           | 0           | 0          | 0            | 0        | 0        | 0                 |
| Polk             | 0            | 0           | 0           | 0          | 0            | 0        | 0        | 0                 |
| Putnam           | 0            | 0           | 0           | 0          | 0            | 0        | 0        | 0                 |
| Santa Rosa       | 0            | 0           | 0           | 0          | 0            | 0        | 0        | 0                 |
| Sarasota         | 0            | 0           | 0           | 0          | 0            | 0        | 0        | 0                 |
| Seminole         | 0            | 0           | 0           | 0          | 0            | 0        | 0        | 0                 |
| St. Johns        | 0            | 0           | 0           | 0          | 0            | 0        | 0        | 0                 |
| St. Lucie        | 0            | 0           | 0           | 0          | 0            | 0        | 0        | 0                 |
| Sumter           | 0            | 0           | 0           | 0          | 0            | 0        | 0        | 0                 |
| Suwannee         | 0            | 0           | 0           | 0          | 0            | 0        | 0        | 0                 |
| Taylor           | 0            | 0           | 0           | 0          | 0            | 0        | 0        | 0                 |
| Union            | 0            | 0           | 0           | 0          | 0            | 0        | 0        | 0                 |
| Volusia          | 0            | 0           | 0           | 0          | 0            | 0        | 0        | 0                 |
| Wakulla          | 0            | 0           | 0           | 0          | 0            | 0        | 0        | 0                 |
| Walton           | 0            | 0           | 0           | 0          | 0            | 0        | 0        | 0                 |
| Washington       | 0            | 0           | 0           | 0          | 0            | 0        | 0        | 0                 |
| Total Enrollment | 0            | 0           | 0           | 0          | 0            | 0        | 0        | 0                 |

# Managed Care Enrollment by County by Market Segment by Company as of December 31, 2005

**PARTNERCARE HEALTH PLAN, INC**

NAIC Company Code

12330

|                  | COUNTY TOTAL | SMALL GROUP | LARGE GROUP | INDIVIDUAL | HEALTHY KIDS | MEDICAID | MEDICARE | FEDERAL EMPLOYEES |
|------------------|--------------|-------------|-------------|------------|--------------|----------|----------|-------------------|
| Alachua          | 0            | 0           | 0           | 0          | 0            | 0        | 0        | 0                 |
| Baker            | 0            | 0           | 0           | 0          | 0            | 0        | 0        | 0                 |
| Bay              | 0            | 0           | 0           | 0          | 0            | 0        | 0        | 0                 |
| Bradford         | 0            | 0           | 0           | 0          | 0            | 0        | 0        | 0                 |
| Brevard          | 0            | 0           | 0           | 0          | 0            | 0        | 0        | 0                 |
| Broward          | 0            | 0           | 0           | 0          | 0            | 0        | 0        | 0                 |
| Calhoun          | 0            | 0           | 0           | 0          | 0            | 0        | 0        | 0                 |
| Charlotte        | 0            | 0           | 0           | 0          | 0            | 0        | 0        | 0                 |
| Citrus           | 0            | 0           | 0           | 0          | 0            | 0        | 0        | 0                 |
| Clay             | 0            | 0           | 0           | 0          | 0            | 0        | 0        | 0                 |
| Collier          | 0            | 0           | 0           | 0          | 0            | 0        | 0        | 0                 |
| Columbia         | 0            | 0           | 0           | 0          | 0            | 0        | 0        | 0                 |
| De Soto          | 0            | 0           | 0           | 0          | 0            | 0        | 0        | 0                 |
| Dixie            | 0            | 0           | 0           | 0          | 0            | 0        | 0        | 0                 |
| Duval            | 0            | 0           | 0           | 0          | 0            | 0        | 0        | 0                 |
| Escambia         | 0            | 0           | 0           | 0          | 0            | 0        | 0        | 0                 |
| Flagler          | 0            | 0           | 0           | 0          | 0            | 0        | 0        | 0                 |
| Franklin         | 0            | 0           | 0           | 0          | 0            | 0        | 0        | 0                 |
| Gadsden          | 0            | 0           | 0           | 0          | 0            | 0        | 0        | 0                 |
| Gilchrist        | 0            | 0           | 0           | 0          | 0            | 0        | 0        | 0                 |
| Glades           | 0            | 0           | 0           | 0          | 0            | 0        | 0        | 0                 |
| Gulf             | 0            | 0           | 0           | 0          | 0            | 0        | 0        | 0                 |
| Hamilton         | 0            | 0           | 0           | 0          | 0            | 0        | 0        | 0                 |
| Hardee           | 0            | 0           | 0           | 0          | 0            | 0        | 0        | 0                 |
| Hendry           | 0            | 0           | 0           | 0          | 0            | 0        | 0        | 0                 |
| Hernando         | 0            | 0           | 0           | 0          | 0            | 0        | 0        | 0                 |
| Highlands        | 0            | 0           | 0           | 0          | 0            | 0        | 0        | 0                 |
| Hillsborough     | 0            | 0           | 0           | 0          | 0            | 0        | 0        | 0                 |
| Holmes           | 0            | 0           | 0           | 0          | 0            | 0        | 0        | 0                 |
| Indian River     | 0            | 0           | 0           | 0          | 0            | 0        | 0        | 0                 |
| Jackson          | 0            | 0           | 0           | 0          | 0            | 0        | 0        | 0                 |
| Jefferson        | 0            | 0           | 0           | 0          | 0            | 0        | 0        | 0                 |
| Lafayette        | 0            | 0           | 0           | 0          | 0            | 0        | 0        | 0                 |
| Lake             | 0            | 0           | 0           | 0          | 0            | 0        | 0        | 0                 |
| Lee              | 0            | 0           | 0           | 0          | 0            | 0        | 0        | 0                 |
| Leon             | 0            | 0           | 0           | 0          | 0            | 0        | 0        | 0                 |
| Levy             | 0            | 0           | 0           | 0          | 0            | 0        | 0        | 0                 |
| Liberty          | 0            | 0           | 0           | 0          | 0            | 0        | 0        | 0                 |
| Madison          | 0            | 0           | 0           | 0          | 0            | 0        | 0        | 0                 |
| Manatee          | 0            | 0           | 0           | 0          | 0            | 0        | 0        | 0                 |
| Marion           | 0            | 0           | 0           | 0          | 0            | 0        | 0        | 0                 |
| Martin           | 0            | 0           | 0           | 0          | 0            | 0        | 0        | 0                 |
| Miami-Dade       | 0            | 0           | 0           | 0          | 0            | 0        | 0        | 0                 |
| Monroe           | 0            | 0           | 0           | 0          | 0            | 0        | 0        | 0                 |
| Nassau           | 0            | 0           | 0           | 0          | 0            | 0        | 0        | 0                 |
| Okaloosa         | 0            | 0           | 0           | 0          | 0            | 0        | 0        | 0                 |
| Okeechobee       | 0            | 0           | 0           | 0          | 0            | 0        | 0        | 0                 |
| Orange           | 0            | 0           | 0           | 0          | 0            | 0        | 0        | 0                 |
| Osceola          | 0            | 0           | 0           | 0          | 0            | 0        | 0        | 0                 |
| Other            | 0            | 0           | 0           | 0          | 0            | 0        | 0        | 0                 |
| Palm Beach       | 0            | 0           | 0           | 0          | 0            | 0        | 0        | 0                 |
| Pasco            | 0            | 0           | 0           | 0          | 0            | 0        | 0        | 0                 |
| Pinellas         | 0            | 0           | 0           | 0          | 0            | 0        | 0        | 0                 |
| Polk             | 0            | 0           | 0           | 0          | 0            | 0        | 0        | 0                 |
| Putnam           | 0            | 0           | 0           | 0          | 0            | 0        | 0        | 0                 |
| Santa Rosa       | 0            | 0           | 0           | 0          | 0            | 0        | 0        | 0                 |
| Sarasota         | 0            | 0           | 0           | 0          | 0            | 0        | 0        | 0                 |
| Seminole         | 0            | 0           | 0           | 0          | 0            | 0        | 0        | 0                 |
| St. Johns        | 0            | 0           | 0           | 0          | 0            | 0        | 0        | 0                 |
| St. Lucie        | 0            | 0           | 0           | 0          | 0            | 0        | 0        | 0                 |
| Sumter           | 0            | 0           | 0           | 0          | 0            | 0        | 0        | 0                 |
| Suwannee         | 0            | 0           | 0           | 0          | 0            | 0        | 0        | 0                 |
| Taylor           | 0            | 0           | 0           | 0          | 0            | 0        | 0        | 0                 |
| Union            | 0            | 0           | 0           | 0          | 0            | 0        | 0        | 0                 |
| Volusia          | 0            | 0           | 0           | 0          | 0            | 0        | 0        | 0                 |
| Wakulla          | 0            | 0           | 0           | 0          | 0            | 0        | 0        | 0                 |
| Walton           | 0            | 0           | 0           | 0          | 0            | 0        | 0        | 0                 |
| Washington       | 0            | 0           | 0           | 0          | 0            | 0        | 0        | 0                 |
| Total Enrollment | 0            | 0           | 0           | 0          | 0            | 0        | 0        | 0                 |

# Managed Care Enrollment by County by Market Segment by Company as of December 31, 2005

**PHYSICIANS UNITED PLAN, INC.**

NAIC Company Code

10775

|                  | COUNTY TOTAL | SMALL GROUP | LARGE GROUP | INDIVIDUAL | HEALTHY KIDS | MEDICAID | MEDICARE | FEDERAL EMPLOYEES |
|------------------|--------------|-------------|-------------|------------|--------------|----------|----------|-------------------|
| Alachua          | 0            | 0           | 0           | 0          | 0            | 0        | 0        | 0                 |
| Baker            | 0            | 0           | 0           | 0          | 0            | 0        | 0        | 0                 |
| Bay              | 0            | 0           | 0           | 0          | 0            | 0        | 0        | 0                 |
| Bradford         | 0            | 0           | 0           | 0          | 0            | 0        | 0        | 0                 |
| Brevard          | 0            | 0           | 0           | 0          | 0            | 0        | 0        | 0                 |
| Broward          | 0            | 0           | 0           | 0          | 0            | 0        | 0        | 0                 |
| Calhoun          | 0            | 0           | 0           | 0          | 0            | 0        | 0        | 0                 |
| Charlotte        | 0            | 0           | 0           | 0          | 0            | 0        | 0        | 0                 |
| Citrus           | 0            | 0           | 0           | 0          | 0            | 0        | 0        | 0                 |
| Clay             | 0            | 0           | 0           | 0          | 0            | 0        | 0        | 0                 |
| Collier          | 0            | 0           | 0           | 0          | 0            | 0        | 0        | 0                 |
| Columbia         | 0            | 0           | 0           | 0          | 0            | 0        | 0        | 0                 |
| De Soto          | 0            | 0           | 0           | 0          | 0            | 0        | 0        | 0                 |
| Dixie            | 0            | 0           | 0           | 0          | 0            | 0        | 0        | 0                 |
| Duval            | 0            | 0           | 0           | 0          | 0            | 0        | 0        | 0                 |
| Escambia         | 0            | 0           | 0           | 0          | 0            | 0        | 0        | 0                 |
| Flagler          | 0            | 0           | 0           | 0          | 0            | 0        | 0        | 0                 |
| Franklin         | 0            | 0           | 0           | 0          | 0            | 0        | 0        | 0                 |
| Gadsden          | 0            | 0           | 0           | 0          | 0            | 0        | 0        | 0                 |
| Gilchrist        | 0            | 0           | 0           | 0          | 0            | 0        | 0        | 0                 |
| Glades           | 0            | 0           | 0           | 0          | 0            | 0        | 0        | 0                 |
| Gulf             | 0            | 0           | 0           | 0          | 0            | 0        | 0        | 0                 |
| Hamilton         | 0            | 0           | 0           | 0          | 0            | 0        | 0        | 0                 |
| Hardee           | 0            | 0           | 0           | 0          | 0            | 0        | 0        | 0                 |
| Hendry           | 0            | 0           | 0           | 0          | 0            | 0        | 0        | 0                 |
| Hernando         | 0            | 0           | 0           | 0          | 0            | 0        | 0        | 0                 |
| Highlands        | 0            | 0           | 0           | 0          | 0            | 0        | 0        | 0                 |
| Hillsborough     | 0            | 0           | 0           | 0          | 0            | 0        | 0        | 0                 |
| Holmes           | 0            | 0           | 0           | 0          | 0            | 0        | 0        | 0                 |
| Indian River     | 0            | 0           | 0           | 0          | 0            | 0        | 0        | 0                 |
| Jackson          | 0            | 0           | 0           | 0          | 0            | 0        | 0        | 0                 |
| Jefferson        | 0            | 0           | 0           | 0          | 0            | 0        | 0        | 0                 |
| Lafayette        | 0            | 0           | 0           | 0          | 0            | 0        | 0        | 0                 |
| Lake             | 0            | 0           | 0           | 0          | 0            | 0        | 0        | 0                 |
| Lee              | 0            | 0           | 0           | 0          | 0            | 0        | 0        | 0                 |
| Leon             | 0            | 0           | 0           | 0          | 0            | 0        | 0        | 0                 |
| Levy             | 0            | 0           | 0           | 0          | 0            | 0        | 0        | 0                 |
| Liberty          | 0            | 0           | 0           | 0          | 0            | 0        | 0        | 0                 |
| Madison          | 0            | 0           | 0           | 0          | 0            | 0        | 0        | 0                 |
| Manatee          | 0            | 0           | 0           | 0          | 0            | 0        | 0        | 0                 |
| Marion           | 0            | 0           | 0           | 0          | 0            | 0        | 0        | 0                 |
| Martin           | 0            | 0           | 0           | 0          | 0            | 0        | 0        | 0                 |
| Miami-Dade       | 0            | 0           | 0           | 0          | 0            | 0        | 0        | 0                 |
| Monroe           | 0            | 0           | 0           | 0          | 0            | 0        | 0        | 0                 |
| Nassau           | 0            | 0           | 0           | 0          | 0            | 0        | 0        | 0                 |
| Okaloosa         | 0            | 0           | 0           | 0          | 0            | 0        | 0        | 0                 |
| Okeechobee       | 0            | 0           | 0           | 0          | 0            | 0        | 0        | 0                 |
| Orange           | 0            | 0           | 0           | 0          | 0            | 0        | 0        | 0                 |
| Osceola          | 0            | 0           | 0           | 0          | 0            | 0        | 0        | 0                 |
| Other            | 0            | 0           | 0           | 0          | 0            | 0        | 0        | 0                 |
| Palm Beach       | 0            | 0           | 0           | 0          | 0            | 0        | 0        | 0                 |
| Pasco            | 0            | 0           | 0           | 0          | 0            | 0        | 0        | 0                 |
| Pinellas         | 0            | 0           | 0           | 0          | 0            | 0        | 0        | 0                 |
| Polk             | 0            | 0           | 0           | 0          | 0            | 0        | 0        | 0                 |
| Putnam           | 0            | 0           | 0           | 0          | 0            | 0        | 0        | 0                 |
| Santa Rosa       | 0            | 0           | 0           | 0          | 0            | 0        | 0        | 0                 |
| Sarasota         | 0            | 0           | 0           | 0          | 0            | 0        | 0        | 0                 |
| Seminole         | 0            | 0           | 0           | 0          | 0            | 0        | 0        | 0                 |
| St. Johns        | 0            | 0           | 0           | 0          | 0            | 0        | 0        | 0                 |
| St. Lucie        | 0            | 0           | 0           | 0          | 0            | 0        | 0        | 0                 |
| Sumter           | 0            | 0           | 0           | 0          | 0            | 0        | 0        | 0                 |
| Suwannee         | 0            | 0           | 0           | 0          | 0            | 0        | 0        | 0                 |
| Taylor           | 0            | 0           | 0           | 0          | 0            | 0        | 0        | 0                 |
| Union            | 0            | 0           | 0           | 0          | 0            | 0        | 0        | 0                 |
| Volusia          | 0            | 0           | 0           | 0          | 0            | 0        | 0        | 0                 |
| Wakulla          | 0            | 0           | 0           | 0          | 0            | 0        | 0        | 0                 |
| Walton           | 0            | 0           | 0           | 0          | 0            | 0        | 0        | 0                 |
| Washington       | 0            | 0           | 0           | 0          | 0            | 0        | 0        | 0                 |
| Total Enrollment | 0            | 0           | 0           | 0          | 0            | 0        | 0        | 0                 |

# Managed Care Enrollment by County by Market Segment by Company as of December 31, 2005

**PREFERRED CARE PARTNERS, INC.**

NAIC Company Code

11176

|                  | COUNTY TOTAL | SMALL GROUP | LARGE GROUP | INDIVIDUAL | HEALTHY KIDS | MEDICAID | MEDICARE | FEDERAL EMPLOYEES |
|------------------|--------------|-------------|-------------|------------|--------------|----------|----------|-------------------|
| Alachua          | 0            | 0           | 0           | 0          | 0            | 0        | 0        | 0                 |
| Baker            | 0            | 0           | 0           | 0          | 0            | 0        | 0        | 0                 |
| Bay              | 0            | 0           | 0           | 0          | 0            | 0        | 0        | 0                 |
| Bradford         | 0            | 0           | 0           | 0          | 0            | 0        | 0        | 0                 |
| Brevard          | 0            | 0           | 0           | 0          | 0            | 0        | 0        | 0                 |
| Broward          | 0            | 0           | 0           | 0          | 0            | 0        | 0        | 0                 |
| Calhoun          | 0            | 0           | 0           | 0          | 0            | 0        | 0        | 0                 |
| Charlotte        | 0            | 0           | 0           | 0          | 0            | 0        | 0        | 0                 |
| Citrus           | 0            | 0           | 0           | 0          | 0            | 0        | 0        | 0                 |
| Clay             | 0            | 0           | 0           | 0          | 0            | 0        | 0        | 0                 |
| Collier          | 0            | 0           | 0           | 0          | 0            | 0        | 0        | 0                 |
| Columbia         | 0            | 0           | 0           | 0          | 0            | 0        | 0        | 0                 |
| De Soto          | 0            | 0           | 0           | 0          | 0            | 0        | 0        | 0                 |
| Dixie            | 0            | 0           | 0           | 0          | 0            | 0        | 0        | 0                 |
| Duval            | 0            | 0           | 0           | 0          | 0            | 0        | 0        | 0                 |
| Escambia         | 0            | 0           | 0           | 0          | 0            | 0        | 0        | 0                 |
| Flagler          | 0            | 0           | 0           | 0          | 0            | 0        | 0        | 0                 |
| Franklin         | 0            | 0           | 0           | 0          | 0            | 0        | 0        | 0                 |
| Gadsden          | 0            | 0           | 0           | 0          | 0            | 0        | 0        | 0                 |
| Gilchrist        | 0            | 0           | 0           | 0          | 0            | 0        | 0        | 0                 |
| Glades           | 0            | 0           | 0           | 0          | 0            | 0        | 0        | 0                 |
| Gulf             | 0            | 0           | 0           | 0          | 0            | 0        | 0        | 0                 |
| Hamilton         | 0            | 0           | 0           | 0          | 0            | 0        | 0        | 0                 |
| Hardee           | 0            | 0           | 0           | 0          | 0            | 0        | 0        | 0                 |
| Hendry           | 0            | 0           | 0           | 0          | 0            | 0        | 0        | 0                 |
| Hernando         | 0            | 0           | 0           | 0          | 0            | 0        | 0        | 0                 |
| Highlands        | 0            | 0           | 0           | 0          | 0            | 0        | 0        | 0                 |
| Hillsborough     | 0            | 0           | 0           | 0          | 0            | 0        | 0        | 0                 |
| Holmes           | 0            | 0           | 0           | 0          | 0            | 0        | 0        | 0                 |
| Indian River     | 0            | 0           | 0           | 0          | 0            | 0        | 0        | 0                 |
| Jackson          | 0            | 0           | 0           | 0          | 0            | 0        | 0        | 0                 |
| Jefferson        | 0            | 0           | 0           | 0          | 0            | 0        | 0        | 0                 |
| Lafayette        | 0            | 0           | 0           | 0          | 0            | 0        | 0        | 0                 |
| Lake             | 0            | 0           | 0           | 0          | 0            | 0        | 0        | 0                 |
| Lee              | 0            | 0           | 0           | 0          | 0            | 0        | 0        | 0                 |
| Leon             | 0            | 0           | 0           | 0          | 0            | 0        | 0        | 0                 |
| Levy             | 0            | 0           | 0           | 0          | 0            | 0        | 0        | 0                 |
| Liberty          | 0            | 0           | 0           | 0          | 0            | 0        | 0        | 0                 |
| Madison          | 0            | 0           | 0           | 0          | 0            | 0        | 0        | 0                 |
| Manatee          | 0            | 0           | 0           | 0          | 0            | 0        | 0        | 0                 |
| Marion           | 0            | 0           | 0           | 0          | 0            | 0        | 0        | 0                 |
| Martin           | 0            | 0           | 0           | 0          | 0            | 0        | 0        | 0                 |
| Miami-Dade       | 23,432       | 0           | 0           | 0          | 0            | 0        | 23,432   | 0                 |
| Monroe           | 0            | 0           | 0           | 0          | 0            | 0        | 0        | 0                 |
| Nassau           | 0            | 0           | 0           | 0          | 0            | 0        | 0        | 0                 |
| Okaloosa         | 0            | 0           | 0           | 0          | 0            | 0        | 0        | 0                 |
| Okeechobee       | 0            | 0           | 0           | 0          | 0            | 0        | 0        | 0                 |
| Orange           | 0            | 0           | 0           | 0          | 0            | 0        | 0        | 0                 |
| Osceola          | 0            | 0           | 0           | 0          | 0            | 0        | 0        | 0                 |
| Other            | 0            | 0           | 0           | 0          | 0            | 0        | 0        | 0                 |
| Palm Beach       | 0            | 0           | 0           | 0          | 0            | 0        | 0        | 0                 |
| Pasco            | 0            | 0           | 0           | 0          | 0            | 0        | 0        | 0                 |
| Pinellas         | 0            | 0           | 0           | 0          | 0            | 0        | 0        | 0                 |
| Polk             | 0            | 0           | 0           | 0          | 0            | 0        | 0        | 0                 |
| Putnam           | 0            | 0           | 0           | 0          | 0            | 0        | 0        | 0                 |
| Santa Rosa       | 0            | 0           | 0           | 0          | 0            | 0        | 0        | 0                 |
| Sarasota         | 0            | 0           | 0           | 0          | 0            | 0        | 0        | 0                 |
| Seminole         | 0            | 0           | 0           | 0          | 0            | 0        | 0        | 0                 |
| St. Johns        | 0            | 0           | 0           | 0          | 0            | 0        | 0        | 0                 |
| St. Lucie        | 0            | 0           | 0           | 0          | 0            | 0        | 0        | 0                 |
| Sumter           | 0            | 0           | 0           | 0          | 0            | 0        | 0        | 0                 |
| Suwannee         | 0            | 0           | 0           | 0          | 0            | 0        | 0        | 0                 |
| Taylor           | 0            | 0           | 0           | 0          | 0            | 0        | 0        | 0                 |
| Union            | 0            | 0           | 0           | 0          | 0            | 0        | 0        | 0                 |
| Volusia          | 0            | 0           | 0           | 0          | 0            | 0        | 0        | 0                 |
| Wakulla          | 0            | 0           | 0           | 0          | 0            | 0        | 0        | 0                 |
| Walton           | 0            | 0           | 0           | 0          | 0            | 0        | 0        | 0                 |
| Washington       | 0            | 0           | 0           | 0          | 0            | 0        | 0        | 0                 |
| Total Enrollment | 23,432       | 0           | 0           | 0          | 0            | 0        | 23,432   | 0                 |

# Managed Care Enrollment by County by Market Segment by Company as of December 31, 2005

**PREFERRED MEDICAL PLAN, INC.**

NAIC Company Code

95271

|                  | COUNTY TOTAL | SMALL GROUP | LARGE GROUP | INDIVIDUAL | HEALTHY KIDS | MEDICAID | MEDICARE | FEDERAL EMPLOYEES |
|------------------|--------------|-------------|-------------|------------|--------------|----------|----------|-------------------|
| Alachua          | 0            | 0           | 0           | 0          | 0            | 0        | 0        | 0                 |
| Baker            | 0            | 0           | 0           | 0          | 0            | 0        | 0        | 0                 |
| Bay              | 0            | 0           | 0           | 0          | 0            | 0        | 0        | 0                 |
| Bradford         | 0            | 0           | 0           | 0          | 0            | 0        | 0        | 0                 |
| Brevard          | 0            | 0           | 0           | 0          | 0            | 0        | 0        | 0                 |
| Broward          | 7,815        | 0           | 0           | 5,350      | 0            | 2,465    | 0        | 0                 |
| Calhoun          | 0            | 0           | 0           | 0          | 0            | 0        | 0        | 0                 |
| Charlotte        | 0            | 0           | 0           | 0          | 0            | 0        | 0        | 0                 |
| Citrus           | 0            | 0           | 0           | 0          | 0            | 0        | 0        | 0                 |
| Clay             | 0            | 0           | 0           | 0          | 0            | 0        | 0        | 0                 |
| Collier          | 0            | 0           | 0           | 0          | 0            | 0        | 0        | 0                 |
| Columbia         | 0            | 0           | 0           | 0          | 0            | 0        | 0        | 0                 |
| De Soto          | 0            | 0           | 0           | 0          | 0            | 0        | 0        | 0                 |
| Dixie            | 0            | 0           | 0           | 0          | 0            | 0        | 0        | 0                 |
| Duval            | 0            | 0           | 0           | 0          | 0            | 0        | 0        | 0                 |
| Escambia         | 0            | 0           | 0           | 0          | 0            | 0        | 0        | 0                 |
| Flagler          | 0            | 0           | 0           | 0          | 0            | 0        | 0        | 0                 |
| Franklin         | 0            | 0           | 0           | 0          | 0            | 0        | 0        | 0                 |
| Gadsden          | 0            | 0           | 0           | 0          | 0            | 0        | 0        | 0                 |
| Gilchrist        | 0            | 0           | 0           | 0          | 0            | 0        | 0        | 0                 |
| Glades           | 0            | 0           | 0           | 0          | 0            | 0        | 0        | 0                 |
| Gulf             | 0            | 0           | 0           | 0          | 0            | 0        | 0        | 0                 |
| Hamilton         | 0            | 0           | 0           | 0          | 0            | 0        | 0        | 0                 |
| Hardee           | 0            | 0           | 0           | 0          | 0            | 0        | 0        | 0                 |
| Hendry           | 0            | 0           | 0           | 0          | 0            | 0        | 0        | 0                 |
| Hernando         | 0            | 0           | 0           | 0          | 0            | 0        | 0        | 0                 |
| Highlands        | 0            | 0           | 0           | 0          | 0            | 0        | 0        | 0                 |
| Hillsborough     | 0            | 0           | 0           | 0          | 0            | 0        | 0        | 0                 |
| Holmes           | 0            | 0           | 0           | 0          | 0            | 0        | 0        | 0                 |
| Indian River     | 0            | 0           | 0           | 0          | 0            | 0        | 0        | 0                 |
| Jackson          | 0            | 0           | 0           | 0          | 0            | 0        | 0        | 0                 |
| Jefferson        | 0            | 0           | 0           | 0          | 0            | 0        | 0        | 0                 |
| Lafayette        | 0            | 0           | 0           | 0          | 0            | 0        | 0        | 0                 |
| Lake             | 0            | 0           | 0           | 0          | 0            | 0        | 0        | 0                 |
| Lee              | 0            | 0           | 0           | 0          | 0            | 0        | 0        | 0                 |
| Leon             | 0            | 0           | 0           | 0          | 0            | 0        | 0        | 0                 |
| Levy             | 0            | 0           | 0           | 0          | 0            | 0        | 0        | 0                 |
| Liberty          | 0            | 0           | 0           | 0          | 0            | 0        | 0        | 0                 |
| Madison          | 0            | 0           | 0           | 0          | 0            | 0        | 0        | 0                 |
| Manatee          | 0            | 0           | 0           | 0          | 0            | 0        | 0        | 0                 |
| Marion           | 0            | 0           | 0           | 0          | 0            | 0        | 0        | 0                 |
| Martin           | 0            | 0           | 0           | 0          | 0            | 0        | 0        | 0                 |
| Miami-Dade       | 49,736       | 0           | 0           | 35,506     | 0            | 14,230   | 0        | 0                 |
| Monroe           | 0            | 0           | 0           | 0          | 0            | 0        | 0        | 0                 |
| Nassau           | 0            | 0           | 0           | 0          | 0            | 0        | 0        | 0                 |
| Okaloosa         | 0            | 0           | 0           | 0          | 0            | 0        | 0        | 0                 |
| Okeechobee       | 0            | 0           | 0           | 0          | 0            | 0        | 0        | 0                 |
| Orange           | 0            | 0           | 0           | 0          | 0            | 0        | 0        | 0                 |
| Osceola          | 0            | 0           | 0           | 0          | 0            | 0        | 0        | 0                 |
| Other            | 0            | 0           | 0           | 0          | 0            | 0        | 0        | 0                 |
| Palm Beach       | 0            | 0           | 0           | 0          | 0            | 0        | 0        | 0                 |
| Pasco            | 0            | 0           | 0           | 0          | 0            | 0        | 0        | 0                 |
| Pinellas         | 0            | 0           | 0           | 0          | 0            | 0        | 0        | 0                 |
| Polk             | 0            | 0           | 0           | 0          | 0            | 0        | 0        | 0                 |
| Putnam           | 0            | 0           | 0           | 0          | 0            | 0        | 0        | 0                 |
| Santa Rosa       | 0            | 0           | 0           | 0          | 0            | 0        | 0        | 0                 |
| Sarasota         | 0            | 0           | 0           | 0          | 0            | 0        | 0        | 0                 |
| Seminole         | 0            | 0           | 0           | 0          | 0            | 0        | 0        | 0                 |
| St. Johns        | 0            | 0           | 0           | 0          | 0            | 0        | 0        | 0                 |
| St. Lucie        | 0            | 0           | 0           | 0          | 0            | 0        | 0        | 0                 |
| Sumter           | 0            | 0           | 0           | 0          | 0            | 0        | 0        | 0                 |
| Suwannee         | 0            | 0           | 0           | 0          | 0            | 0        | 0        | 0                 |
| Taylor           | 0            | 0           | 0           | 0          | 0            | 0        | 0        | 0                 |
| Union            | 0            | 0           | 0           | 0          | 0            | 0        | 0        | 0                 |
| Volusia          | 0            | 0           | 0           | 0          | 0            | 0        | 0        | 0                 |
| Wakulla          | 0            | 0           | 0           | 0          | 0            | 0        | 0        | 0                 |
| Walton           | 0            | 0           | 0           | 0          | 0            | 0        | 0        | 0                 |
| Washington       | 0            | 0           | 0           | 0          | 0            | 0        | 0        | 0                 |
| Total Enrollment | 57,551       | 0           | 0           | 40,856     | 0            | 16,695   | 0        | 0                 |

# Managed Care Enrollment by County by Market Segment by Company as of December 31, 2005

QUALITY HEALTH PLANS, INC.

NAIC Company Code

11519

|                  | COUNTY TOTAL | SMALL GROUP | LARGE GROUP | INDIVIDUAL | HEALTHY KIDS | MEDICAID | MEDICARE | FEDERAL EMPLOYEES |
|------------------|--------------|-------------|-------------|------------|--------------|----------|----------|-------------------|
| Alachua          | 0            | 0           | 0           | 0          | 0            | 0        | 0        | 0                 |
| Baker            | 0            | 0           | 0           | 0          | 0            | 0        | 0        | 0                 |
| Bay              | 0            | 0           | 0           | 0          | 0            | 0        | 0        | 0                 |
| Bradford         | 0            | 0           | 0           | 0          | 0            | 0        | 0        | 0                 |
| Brevard          | 0            | 0           | 0           | 0          | 0            | 0        | 0        | 0                 |
| Broward          | 0            | 0           | 0           | 0          | 0            | 0        | 0        | 0                 |
| Calhoun          | 0            | 0           | 0           | 0          | 0            | 0        | 0        | 0                 |
| Charlotte        | 0            | 0           | 0           | 0          | 0            | 0        | 0        | 0                 |
| Citrus           | 0            | 0           | 0           | 0          | 0            | 0        | 0        | 0                 |
| Clay             | 0            | 0           | 0           | 0          | 0            | 0        | 0        | 0                 |
| Collier          | 0            | 0           | 0           | 0          | 0            | 0        | 0        | 0                 |
| Columbia         | 0            | 0           | 0           | 0          | 0            | 0        | 0        | 0                 |
| De Soto          | 0            | 0           | 0           | 0          | 0            | 0        | 0        | 0                 |
| Dixie            | 0            | 0           | 0           | 0          | 0            | 0        | 0        | 0                 |
| Duval            | 336          | 0           | 0           | 0          | 0            | 0        | 336      | 0                 |
| Escambia         | 0            | 0           | 0           | 0          | 0            | 0        | 0        | 0                 |
| Flagler          | 0            | 0           | 0           | 0          | 0            | 0        | 0        | 0                 |
| Franklin         | 0            | 0           | 0           | 0          | 0            | 0        | 0        | 0                 |
| Gadsden          | 0            | 0           | 0           | 0          | 0            | 0        | 0        | 0                 |
| Gilchrist        | 0            | 0           | 0           | 0          | 0            | 0        | 0        | 0                 |
| Glades           | 0            | 0           | 0           | 0          | 0            | 0        | 0        | 0                 |
| Gulf             | 0            | 0           | 0           | 0          | 0            | 0        | 0        | 0                 |
| Hamilton         | 0            | 0           | 0           | 0          | 0            | 0        | 0        | 0                 |
| Hardee           | 0            | 0           | 0           | 0          | 0            | 0        | 0        | 0                 |
| Hendry           | 0            | 0           | 0           | 0          | 0            | 0        | 0        | 0                 |
| Hernando         | 528          | 0           | 0           | 0          | 0            | 0        | 528      | 0                 |
| Highlands        | 0            | 0           | 0           | 0          | 0            | 0        | 0        | 0                 |
| Hillsborough     | 41           | 0           | 0           | 0          | 0            | 0        | 41       | 0                 |
| Holmes           | 0            | 0           | 0           | 0          | 0            | 0        | 0        | 0                 |
| Indian River     | 0            | 0           | 0           | 0          | 0            | 0        | 0        | 0                 |
| Jackson          | 0            | 0           | 0           | 0          | 0            | 0        | 0        | 0                 |
| Jefferson        | 0            | 0           | 0           | 0          | 0            | 0        | 0        | 0                 |
| Lafayette        | 0            | 0           | 0           | 0          | 0            | 0        | 0        | 0                 |
| Lake             | 42           | 0           | 0           | 0          | 0            | 0        | 42       | 0                 |
| Lee              | 0            | 0           | 0           | 0          | 0            | 0        | 0        | 0                 |
| Leon             | 0            | 0           | 0           | 0          | 0            | 0        | 0        | 0                 |
| Levy             | 0            | 0           | 0           | 0          | 0            | 0        | 0        | 0                 |
| Liberty          | 0            | 0           | 0           | 0          | 0            | 0        | 0        | 0                 |
| Madison          | 0            | 0           | 0           | 0          | 0            | 0        | 0        | 0                 |
| Manatee          | 3            | 0           | 0           | 0          | 0            | 0        | 3        | 0                 |
| Marion           | 0            | 0           | 0           | 0          | 0            | 0        | 0        | 0                 |
| Martin           | 0            | 0           | 0           | 0          | 0            | 0        | 0        | 0                 |
| Miami-Dade       | 0            | 0           | 0           | 0          | 0            | 0        | 0        | 0                 |
| Monroe           | 0            | 0           | 0           | 0          | 0            | 0        | 0        | 0                 |
| Nassau           | 0            | 0           | 0           | 0          | 0            | 0        | 0        | 0                 |
| Okaloosa         | 0            | 0           | 0           | 0          | 0            | 0        | 0        | 0                 |
| Okeechobee       | 0            | 0           | 0           | 0          | 0            | 0        | 0        | 0                 |
| Orange           | 25           | 0           | 0           | 0          | 0            | 0        | 25       | 0                 |
| Osceola          | 5            | 0           | 0           | 0          | 0            | 0        | 5        | 0                 |
| Other            | 0            | 0           | 0           | 0          | 0            | 0        | 0        | 0                 |
| Palm Beach       | 0            | 0           | 0           | 0          | 0            | 0        | 0        | 0                 |
| Pasco            | 725          | 0           | 0           | 0          | 0            | 0        | 725      | 0                 |
| Pinellas         | 24           | 0           | 0           | 0          | 0            | 0        | 24       | 0                 |
| Polk             | 3,856        | 0           | 0           | 0          | 0            | 0        | 3,856    | 0                 |
| Putnam           | 0            | 0           | 0           | 0          | 0            | 0        | 0        | 0                 |
| Santa Rosa       | 0            | 0           | 0           | 0          | 0            | 0        | 0        | 0                 |
| Sarasota         | 0            | 0           | 0           | 0          | 0            | 0        | 0        | 0                 |
| Seminole         | 11           | 0           | 0           | 0          | 0            | 0        | 11       | 0                 |
| St. Johns        | 0            | 0           | 0           | 0          | 0            | 0        | 0        | 0                 |
| St. Lucie        | 0            | 0           | 0           | 0          | 0            | 0        | 0        | 0                 |
| Sumter           | 22           | 0           | 0           | 0          | 0            | 0        | 22       | 0                 |
| Suwannee         | 0            | 0           | 0           | 0          | 0            | 0        | 0        | 0                 |
| Taylor           | 0            | 0           | 0           | 0          | 0            | 0        | 0        | 0                 |
| Union            | 0            | 0           | 0           | 0          | 0            | 0        | 0        | 0                 |
| Volusia          | 0            | 0           | 0           | 0          | 0            | 0        | 0        | 0                 |
| Wakulla          | 0            | 0           | 0           | 0          | 0            | 0        | 0        | 0                 |
| Walton           | 0            | 0           | 0           | 0          | 0            | 0        | 0        | 0                 |
| Washington       | 0            | 0           | 0           | 0          | 0            | 0        | 0        | 0                 |
| Total Enrollment | 5,618        | 0           | 0           | 0          | 0            | 0        | 5,618    | 0                 |

# Managed Care Enrollment by County by Market Segment by Company as of December 31, 2005

**SUMMIT HEALTH PLAN, INC.**

NAIC Company Code

10771

|                  | COUNTY TOTAL | SMALL GROUP | LARGE GROUP | INDIVIDUAL | HEALTHY KIDS | MEDICAID | MEDICARE | FEDERAL EMPLOYEES |
|------------------|--------------|-------------|-------------|------------|--------------|----------|----------|-------------------|
| Alachua          | 0            | 0           | 0           | 0          | 0            | 0        | 0        | 0                 |
| Baker            | 0            | 0           | 0           | 0          | 0            | 0        | 0        | 0                 |
| Bay              | 0            | 0           | 0           | 0          | 0            | 0        | 0        | 0                 |
| Bradford         | 0            | 0           | 0           | 0          | 0            | 0        | 0        | 0                 |
| Brevard          | 0            | 0           | 0           | 0          | 0            | 0        | 0        | 0                 |
| Broward          | 0            | 0           | 0           | 0          | 0            | 0        | 0        | 0                 |
| Calhoun          | 0            | 0           | 0           | 0          | 0            | 0        | 0        | 0                 |
| Charlotte        | 0            | 0           | 0           | 0          | 0            | 0        | 0        | 0                 |
| Citrus           | 0            | 0           | 0           | 0          | 0            | 0        | 0        | 0                 |
| Clay             | 0            | 0           | 0           | 0          | 0            | 0        | 0        | 0                 |
| Collier          | 0            | 0           | 0           | 0          | 0            | 0        | 0        | 0                 |
| Columbia         | 0            | 0           | 0           | 0          | 0            | 0        | 0        | 0                 |
| De Soto          | 0            | 0           | 0           | 0          | 0            | 0        | 0        | 0                 |
| Dixie            | 0            | 0           | 0           | 0          | 0            | 0        | 0        | 0                 |
| Duval            | 0            | 0           | 0           | 0          | 0            | 0        | 0        | 0                 |
| Escambia         | 0            | 0           | 0           | 0          | 0            | 0        | 0        | 0                 |
| Flagler          | 0            | 0           | 0           | 0          | 0            | 0        | 0        | 0                 |
| Franklin         | 0            | 0           | 0           | 0          | 0            | 0        | 0        | 0                 |
| Gadsden          | 0            | 0           | 0           | 0          | 0            | 0        | 0        | 0                 |
| Gilchrist        | 0            | 0           | 0           | 0          | 0            | 0        | 0        | 0                 |
| Glades           | 0            | 0           | 0           | 0          | 0            | 0        | 0        | 0                 |
| Gulf             | 0            | 0           | 0           | 0          | 0            | 0        | 0        | 0                 |
| Hamilton         | 0            | 0           | 0           | 0          | 0            | 0        | 0        | 0                 |
| Hardee           | 0            | 0           | 0           | 0          | 0            | 0        | 0        | 0                 |
| Hendry           | 0            | 0           | 0           | 0          | 0            | 0        | 0        | 0                 |
| Hernando         | 0            | 0           | 0           | 0          | 0            | 0        | 0        | 0                 |
| Highlands        | 0            | 0           | 0           | 0          | 0            | 0        | 0        | 0                 |
| Hillsborough     | 0            | 0           | 0           | 0          | 0            | 0        | 0        | 0                 |
| Holmes           | 0            | 0           | 0           | 0          | 0            | 0        | 0        | 0                 |
| Indian River     | 0            | 0           | 0           | 0          | 0            | 0        | 0        | 0                 |
| Jackson          | 0            | 0           | 0           | 0          | 0            | 0        | 0        | 0                 |
| Jefferson        | 0            | 0           | 0           | 0          | 0            | 0        | 0        | 0                 |
| Lafayette        | 0            | 0           | 0           | 0          | 0            | 0        | 0        | 0                 |
| Lake             | 0            | 0           | 0           | 0          | 0            | 0        | 0        | 0                 |
| Lee              | 0            | 0           | 0           | 0          | 0            | 0        | 0        | 0                 |
| Leon             | 0            | 0           | 0           | 0          | 0            | 0        | 0        | 0                 |
| Levy             | 0            | 0           | 0           | 0          | 0            | 0        | 0        | 0                 |
| Liberty          | 0            | 0           | 0           | 0          | 0            | 0        | 0        | 0                 |
| Madison          | 0            | 0           | 0           | 0          | 0            | 0        | 0        | 0                 |
| Manatee          | 0            | 0           | 0           | 0          | 0            | 0        | 0        | 0                 |
| Marion           | 0            | 0           | 0           | 0          | 0            | 0        | 0        | 0                 |
| Martin           | 0            | 0           | 0           | 0          | 0            | 0        | 0        | 0                 |
| Miami-Dade       | 0            | 0           | 0           | 0          | 0            | 0        | 0        | 0                 |
| Monroe           | 0            | 0           | 0           | 0          | 0            | 0        | 0        | 0                 |
| Nassau           | 0            | 0           | 0           | 0          | 0            | 0        | 0        | 0                 |
| Okaloosa         | 0            | 0           | 0           | 0          | 0            | 0        | 0        | 0                 |
| Okeechobee       | 0            | 0           | 0           | 0          | 0            | 0        | 0        | 0                 |
| Orange           | 0            | 0           | 0           | 0          | 0            | 0        | 0        | 0                 |
| Osceola          | 0            | 0           | 0           | 0          | 0            | 0        | 0        | 0                 |
| Other            | 0            | 0           | 0           | 0          | 0            | 0        | 0        | 0                 |
| Palm Beach       | 0            | 0           | 0           | 0          | 0            | 0        | 0        | 0                 |
| Pasco            | 0            | 0           | 0           | 0          | 0            | 0        | 0        | 0                 |
| Pinellas         | 0            | 0           | 0           | 0          | 0            | 0        | 0        | 0                 |
| Polk             | 0            | 0           | 0           | 0          | 0            | 0        | 0        | 0                 |
| Putnam           | 0            | 0           | 0           | 0          | 0            | 0        | 0        | 0                 |
| Santa Rosa       | 0            | 0           | 0           | 0          | 0            | 0        | 0        | 0                 |
| Sarasota         | 0            | 0           | 0           | 0          | 0            | 0        | 0        | 0                 |
| Seminole         | 0            | 0           | 0           | 0          | 0            | 0        | 0        | 0                 |
| St. Johns        | 0            | 0           | 0           | 0          | 0            | 0        | 0        | 0                 |
| St. Lucie        | 0            | 0           | 0           | 0          | 0            | 0        | 0        | 0                 |
| Sumter           | 0            | 0           | 0           | 0          | 0            | 0        | 0        | 0                 |
| Suwannee         | 0            | 0           | 0           | 0          | 0            | 0        | 0        | 0                 |
| Taylor           | 0            | 0           | 0           | 0          | 0            | 0        | 0        | 0                 |
| Union            | 0            | 0           | 0           | 0          | 0            | 0        | 0        | 0                 |
| Volusia          | 0            | 0           | 0           | 0          | 0            | 0        | 0        | 0                 |
| Wakulla          | 0            | 0           | 0           | 0          | 0            | 0        | 0        | 0                 |
| Walton           | 0            | 0           | 0           | 0          | 0            | 0        | 0        | 0                 |
| Washington       | 0            | 0           | 0           | 0          | 0            | 0        | 0        | 0                 |
| Total Enrollment | 0            | 0           | 0           | 0          | 0            | 0        | 0        | 0                 |

# Managed Care Enrollment by County by Market Segment by Company as of December 31, 2005

**SUNCOAST PHYSICIAN HEALTH PLAN, INC.**

NAIC Company Code

12291

|                  | COUNTY TOTAL | SMALL GROUP | LARGE GROUP | INDIVIDUAL | HEALTHY KIDS | MEDICAID | MEDICARE | FEDERAL EMPLOYEES |
|------------------|--------------|-------------|-------------|------------|--------------|----------|----------|-------------------|
| Alachua          | 0            | 0           | 0           | 0          | 0            | 0        | 0        | 0                 |
| Baker            | 0            | 0           | 0           | 0          | 0            | 0        | 0        | 0                 |
| Bay              | 0            | 0           | 0           | 0          | 0            | 0        | 0        | 0                 |
| Bradford         | 0            | 0           | 0           | 0          | 0            | 0        | 0        | 0                 |
| Brevard          | 0            | 0           | 0           | 0          | 0            | 0        | 0        | 0                 |
| Broward          | 0            | 0           | 0           | 0          | 0            | 0        | 0        | 0                 |
| Calhoun          | 0            | 0           | 0           | 0          | 0            | 0        | 0        | 0                 |
| Charlotte        | 0            | 0           | 0           | 0          | 0            | 0        | 0        | 0                 |
| Citrus           | 0            | 0           | 0           | 0          | 0            | 0        | 0        | 0                 |
| Clay             | 0            | 0           | 0           | 0          | 0            | 0        | 0        | 0                 |
| Collier          | 0            | 0           | 0           | 0          | 0            | 0        | 0        | 0                 |
| Columbia         | 0            | 0           | 0           | 0          | 0            | 0        | 0        | 0                 |
| De Soto          | 0            | 0           | 0           | 0          | 0            | 0        | 0        | 0                 |
| Dixie            | 0            | 0           | 0           | 0          | 0            | 0        | 0        | 0                 |
| Duval            | 0            | 0           | 0           | 0          | 0            | 0        | 0        | 0                 |
| Escambia         | 0            | 0           | 0           | 0          | 0            | 0        | 0        | 0                 |
| Flagler          | 0            | 0           | 0           | 0          | 0            | 0        | 0        | 0                 |
| Franklin         | 0            | 0           | 0           | 0          | 0            | 0        | 0        | 0                 |
| Gadsden          | 0            | 0           | 0           | 0          | 0            | 0        | 0        | 0                 |
| Gilchrist        | 0            | 0           | 0           | 0          | 0            | 0        | 0        | 0                 |
| Glades           | 0            | 0           | 0           | 0          | 0            | 0        | 0        | 0                 |
| Gulf             | 0            | 0           | 0           | 0          | 0            | 0        | 0        | 0                 |
| Hamilton         | 0            | 0           | 0           | 0          | 0            | 0        | 0        | 0                 |
| Hardee           | 0            | 0           | 0           | 0          | 0            | 0        | 0        | 0                 |
| Hendry           | 0            | 0           | 0           | 0          | 0            | 0        | 0        | 0                 |
| Hernando         | 0            | 0           | 0           | 0          | 0            | 0        | 0        | 0                 |
| Highlands        | 0            | 0           | 0           | 0          | 0            | 0        | 0        | 0                 |
| Hillsborough     | 0            | 0           | 0           | 0          | 0            | 0        | 0        | 0                 |
| Holmes           | 0            | 0           | 0           | 0          | 0            | 0        | 0        | 0                 |
| Indian River     | 0            | 0           | 0           | 0          | 0            | 0        | 0        | 0                 |
| Jackson          | 0            | 0           | 0           | 0          | 0            | 0        | 0        | 0                 |
| Jefferson        | 0            | 0           | 0           | 0          | 0            | 0        | 0        | 0                 |
| Lafayette        | 0            | 0           | 0           | 0          | 0            | 0        | 0        | 0                 |
| Lake             | 0            | 0           | 0           | 0          | 0            | 0        | 0        | 0                 |
| Lee              | 0            | 0           | 0           | 0          | 0            | 0        | 0        | 0                 |
| Leon             | 0            | 0           | 0           | 0          | 0            | 0        | 0        | 0                 |
| Levy             | 0            | 0           | 0           | 0          | 0            | 0        | 0        | 0                 |
| Liberty          | 0            | 0           | 0           | 0          | 0            | 0        | 0        | 0                 |
| Madison          | 0            | 0           | 0           | 0          | 0            | 0        | 0        | 0                 |
| Manatee          | 0            | 0           | 0           | 0          | 0            | 0        | 0        | 0                 |
| Marion           | 0            | 0           | 0           | 0          | 0            | 0        | 0        | 0                 |
| Martin           | 0            | 0           | 0           | 0          | 0            | 0        | 0        | 0                 |
| Miami-Dade       | 0            | 0           | 0           | 0          | 0            | 0        | 0        | 0                 |
| Monroe           | 0            | 0           | 0           | 0          | 0            | 0        | 0        | 0                 |
| Nassau           | 0            | 0           | 0           | 0          | 0            | 0        | 0        | 0                 |
| Okaloosa         | 0            | 0           | 0           | 0          | 0            | 0        | 0        | 0                 |
| Okeechobee       | 0            | 0           | 0           | 0          | 0            | 0        | 0        | 0                 |
| Orange           | 0            | 0           | 0           | 0          | 0            | 0        | 0        | 0                 |
| Osceola          | 0            | 0           | 0           | 0          | 0            | 0        | 0        | 0                 |
| Other            | 0            | 0           | 0           | 0          | 0            | 0        | 0        | 0                 |
| Palm Beach       | 0            | 0           | 0           | 0          | 0            | 0        | 0        | 0                 |
| Pasco            | 0            | 0           | 0           | 0          | 0            | 0        | 0        | 0                 |
| Pinellas         | 0            | 0           | 0           | 0          | 0            | 0        | 0        | 0                 |
| Polk             | 0            | 0           | 0           | 0          | 0            | 0        | 0        | 0                 |
| Putnam           | 0            | 0           | 0           | 0          | 0            | 0        | 0        | 0                 |
| Santa Rosa       | 0            | 0           | 0           | 0          | 0            | 0        | 0        | 0                 |
| Sarasota         | 0            | 0           | 0           | 0          | 0            | 0        | 0        | 0                 |
| Seminole         | 0            | 0           | 0           | 0          | 0            | 0        | 0        | 0                 |
| St. Johns        | 0            | 0           | 0           | 0          | 0            | 0        | 0        | 0                 |
| St. Lucie        | 0            | 0           | 0           | 0          | 0            | 0        | 0        | 0                 |
| Sumter           | 0            | 0           | 0           | 0          | 0            | 0        | 0        | 0                 |
| Suwannee         | 0            | 0           | 0           | 0          | 0            | 0        | 0        | 0                 |
| Taylor           | 0            | 0           | 0           | 0          | 0            | 0        | 0        | 0                 |
| Union            | 0            | 0           | 0           | 0          | 0            | 0        | 0        | 0                 |
| Volusia          | 0            | 0           | 0           | 0          | 0            | 0        | 0        | 0                 |
| Wakulla          | 0            | 0           | 0           | 0          | 0            | 0        | 0        | 0                 |
| Walton           | 0            | 0           | 0           | 0          | 0            | 0        | 0        | 0                 |
| Washington       | 0            | 0           | 0           | 0          | 0            | 0        | 0        | 0                 |
| Total Enrollment | 0            | 0           | 0           | 0          | 0            | 0        | 0        | 0                 |

# Managed Care Enrollment by County by Market Segment by Company as of December 31, 2005

THE PUBLIC HEALTH TRUST OF DADE COUNTY

NAIC Company Code

95126

|                  | COUNTY TOTAL | SMALL GROUP | LARGE GROUP | INDIVIDUAL | HEALTHY KIDS | MEDICAID | MEDICARE | FEDERAL EMPLOYEES |
|------------------|--------------|-------------|-------------|------------|--------------|----------|----------|-------------------|
| Alachua          | 0            | 0           | 0           | 0          | 0            | 0        | 0        | 0                 |
| Baker            | 0            | 0           | 0           | 0          | 0            | 0        | 0        | 0                 |
| Bay              | 0            | 0           | 0           | 0          | 0            | 0        | 0        | 0                 |
| Bradford         | 0            | 0           | 0           | 0          | 0            | 0        | 0        | 0                 |
| Brevard          | 0            | 0           | 0           | 0          | 0            | 0        | 0        | 0                 |
| Broward          | 0            | 0           | 0           | 0          | 0            | 0        | 0        | 0                 |
| Calhoun          | 0            | 0           | 0           | 0          | 0            | 0        | 0        | 0                 |
| Charlotte        | 0            | 0           | 0           | 0          | 0            | 0        | 0        | 0                 |
| Citrus           | 0            | 0           | 0           | 0          | 0            | 0        | 0        | 0                 |
| Clay             | 0            | 0           | 0           | 0          | 0            | 0        | 0        | 0                 |
| Collier          | 0            | 0           | 0           | 0          | 0            | 0        | 0        | 0                 |
| Columbia         | 0            | 0           | 0           | 0          | 0            | 0        | 0        | 0                 |
| De Soto          | 0            | 0           | 0           | 0          | 0            | 0        | 0        | 0                 |
| Dixie            | 0            | 0           | 0           | 0          | 0            | 0        | 0        | 0                 |
| Duval            | 0            | 0           | 0           | 0          | 0            | 0        | 0        | 0                 |
| Escambia         | 0            | 0           | 0           | 0          | 0            | 0        | 0        | 0                 |
| Flagler          | 0            | 0           | 0           | 0          | 0            | 0        | 0        | 0                 |
| Franklin         | 0            | 0           | 0           | 0          | 0            | 0        | 0        | 0                 |
| Gadsden          | 0            | 0           | 0           | 0          | 0            | 0        | 0        | 0                 |
| Gilchrist        | 0            | 0           | 0           | 0          | 0            | 0        | 0        | 0                 |
| Glades           | 0            | 0           | 0           | 0          | 0            | 0        | 0        | 0                 |
| Gulf             | 0            | 0           | 0           | 0          | 0            | 0        | 0        | 0                 |
| Hamilton         | 0            | 0           | 0           | 0          | 0            | 0        | 0        | 0                 |
| Hardee           | 0            | 0           | 0           | 0          | 0            | 0        | 0        | 0                 |
| Hendry           | 0            | 0           | 0           | 0          | 0            | 0        | 0        | 0                 |
| Hernando         | 0            | 0           | 0           | 0          | 0            | 0        | 0        | 0                 |
| Highlands        | 0            | 0           | 0           | 0          | 0            | 0        | 0        | 0                 |
| Hillsborough     | 0            | 0           | 0           | 0          | 0            | 0        | 0        | 0                 |
| Holmes           | 0            | 0           | 0           | 0          | 0            | 0        | 0        | 0                 |
| Indian River     | 0            | 0           | 0           | 0          | 0            | 0        | 0        | 0                 |
| Jackson          | 0            | 0           | 0           | 0          | 0            | 0        | 0        | 0                 |
| Jefferson        | 0            | 0           | 0           | 0          | 0            | 0        | 0        | 0                 |
| Lafayette        | 0            | 0           | 0           | 0          | 0            | 0        | 0        | 0                 |
| Lake             | 0            | 0           | 0           | 0          | 0            | 0        | 0        | 0                 |
| Lee              | 0            | 0           | 0           | 0          | 0            | 0        | 0        | 0                 |
| Leon             | 0            | 0           | 0           | 0          | 0            | 0        | 0        | 0                 |
| Levy             | 0            | 0           | 0           | 0          | 0            | 0        | 0        | 0                 |
| Liberty          | 0            | 0           | 0           | 0          | 0            | 0        | 0        | 0                 |
| Madison          | 0            | 0           | 0           | 0          | 0            | 0        | 0        | 0                 |
| Manatee          | 0            | 0           | 0           | 0          | 0            | 0        | 0        | 0                 |
| Marion           | 0            | 0           | 0           | 0          | 0            | 0        | 0        | 0                 |
| Martin           | 0            | 0           | 0           | 0          | 0            | 0        | 0        | 0                 |
| Miami-Dade       | 26,636       | 0           | 11,841      | 0          | 0            | 14,795   | 0        | 0                 |
| Monroe           | 0            | 0           | 0           | 0          | 0            | 0        | 0        | 0                 |
| Nassau           | 0            | 0           | 0           | 0          | 0            | 0        | 0        | 0                 |
| Okaloosa         | 0            | 0           | 0           | 0          | 0            | 0        | 0        | 0                 |
| Okeechobee       | 0            | 0           | 0           | 0          | 0            | 0        | 0        | 0                 |
| Orange           | 0            | 0           | 0           | 0          | 0            | 0        | 0        | 0                 |
| Osceola          | 0            | 0           | 0           | 0          | 0            | 0        | 0        | 0                 |
| Other            | 0            | 0           | 0           | 0          | 0            | 0        | 0        | 0                 |
| Palm Beach       | 0            | 0           | 0           | 0          | 0            | 0        | 0        | 0                 |
| Pasco            | 0            | 0           | 0           | 0          | 0            | 0        | 0        | 0                 |
| Pinellas         | 0            | 0           | 0           | 0          | 0            | 0        | 0        | 0                 |
| Polk             | 0            | 0           | 0           | 0          | 0            | 0        | 0        | 0                 |
| Putnam           | 0            | 0           | 0           | 0          | 0            | 0        | 0        | 0                 |
| Santa Rosa       | 0            | 0           | 0           | 0          | 0            | 0        | 0        | 0                 |
| Sarasota         | 0            | 0           | 0           | 0          | 0            | 0        | 0        | 0                 |
| Seminole         | 0            | 0           | 0           | 0          | 0            | 0        | 0        | 0                 |
| St. Johns        | 0            | 0           | 0           | 0          | 0            | 0        | 0        | 0                 |
| St. Lucie        | 0            | 0           | 0           | 0          | 0            | 0        | 0        | 0                 |
| Sumter           | 0            | 0           | 0           | 0          | 0            | 0        | 0        | 0                 |
| Suwannee         | 0            | 0           | 0           | 0          | 0            | 0        | 0        | 0                 |
| Taylor           | 0            | 0           | 0           | 0          | 0            | 0        | 0        | 0                 |
| Union            | 0            | 0           | 0           | 0          | 0            | 0        | 0        | 0                 |
| Volusia          | 0            | 0           | 0           | 0          | 0            | 0        | 0        | 0                 |
| Wakulla          | 0            | 0           | 0           | 0          | 0            | 0        | 0        | 0                 |
| Walton           | 0            | 0           | 0           | 0          | 0            | 0        | 0        | 0                 |
| Washington       | 0            | 0           | 0           | 0          | 0            | 0        | 0        | 0                 |
| Total Enrollment | 26,636       | 0           | 11,841      | 0          | 0            | 14,795   | 0        | 0                 |

# Managed Care Enrollment by County by Market Segment by Company as of December 31, 2005

**TOTAL HEALTH CHOICE, INC.**

NAIC Company Code

95134

|                  | COUNTY TOTAL | SMALL GROUP | LARGE GROUP | INDIVIDUAL | HEALTHY KIDS | MEDICAID | MEDICARE | FEDERAL EMPLOYEES |
|------------------|--------------|-------------|-------------|------------|--------------|----------|----------|-------------------|
| Alachua          | 0            | 0           | 0           | 0          | 0            | 0        | 0        | 0                 |
| Baker            | 0            | 0           | 0           | 0          | 0            | 0        | 0        | 0                 |
| Bay              | 0            | 0           | 0           | 0          | 0            | 0        | 0        | 0                 |
| Bradford         | 0            | 0           | 0           | 0          | 0            | 0        | 0        | 0                 |
| Brevard          | 0            | 0           | 0           | 0          | 0            | 0        | 0        | 0                 |
| Broward          | 4,165        | 473         | 285         | 3,407      | 0            | 0        | 0        | 0                 |
| Calhoun          | 0            | 0           | 0           | 0          | 0            | 0        | 0        | 0                 |
| Charlotte        | 0            | 0           | 0           | 0          | 0            | 0        | 0        | 0                 |
| Citrus           | 0            | 0           | 0           | 0          | 0            | 0        | 0        | 0                 |
| Clay             | 0            | 0           | 0           | 0          | 0            | 0        | 0        | 0                 |
| Collier          | 0            | 0           | 0           | 0          | 0            | 0        | 0        | 0                 |
| Columbia         | 0            | 0           | 0           | 0          | 0            | 0        | 0        | 0                 |
| De Soto          | 0            | 0           | 0           | 0          | 0            | 0        | 0        | 0                 |
| Dixie            | 0            | 0           | 0           | 0          | 0            | 0        | 0        | 0                 |
| Duval            | 0            | 0           | 0           | 0          | 0            | 0        | 0        | 0                 |
| Escambia         | 0            | 0           | 0           | 0          | 0            | 0        | 0        | 0                 |
| Flagler          | 0            | 0           | 0           | 0          | 0            | 0        | 0        | 0                 |
| Franklin         | 0            | 0           | 0           | 0          | 0            | 0        | 0        | 0                 |
| Gadsden          | 0            | 0           | 0           | 0          | 0            | 0        | 0        | 0                 |
| Gilchrist        | 0            | 0           | 0           | 0          | 0            | 0        | 0        | 0                 |
| Glades           | 0            | 0           | 0           | 0          | 0            | 0        | 0        | 0                 |
| Gulf             | 0            | 0           | 0           | 0          | 0            | 0        | 0        | 0                 |
| Hamilton         | 0            | 0           | 0           | 0          | 0            | 0        | 0        | 0                 |
| Hardee           | 0            | 0           | 0           | 0          | 0            | 0        | 0        | 0                 |
| Hendry           | 0            | 0           | 0           | 0          | 0            | 0        | 0        | 0                 |
| Hernando         | 0            | 0           | 0           | 0          | 0            | 0        | 0        | 0                 |
| Highlands        | 0            | 0           | 0           | 0          | 0            | 0        | 0        | 0                 |
| Hillsborough     | 0            | 0           | 0           | 0          | 0            | 0        | 0        | 0                 |
| Holmes           | 0            | 0           | 0           | 0          | 0            | 0        | 0        | 0                 |
| Indian River     | 0            | 0           | 0           | 0          | 0            | 0        | 0        | 0                 |
| Jackson          | 0            | 0           | 0           | 0          | 0            | 0        | 0        | 0                 |
| Jefferson        | 0            | 0           | 0           | 0          | 0            | 0        | 0        | 0                 |
| Lafayette        | 0            | 0           | 0           | 0          | 0            | 0        | 0        | 0                 |
| Lake             | 0            | 0           | 0           | 0          | 0            | 0        | 0        | 0                 |
| Lee              | 0            | 0           | 0           | 0          | 0            | 0        | 0        | 0                 |
| Leon             | 0            | 0           | 0           | 0          | 0            | 0        | 0        | 0                 |
| Levy             | 0            | 0           | 0           | 0          | 0            | 0        | 0        | 0                 |
| Liberty          | 0            | 0           | 0           | 0          | 0            | 0        | 0        | 0                 |
| Madison          | 0            | 0           | 0           | 0          | 0            | 0        | 0        | 0                 |
| Manatee          | 0            | 0           | 0           | 0          | 0            | 0        | 0        | 0                 |
| Marion           | 0            | 0           | 0           | 0          | 0            | 0        | 0        | 0                 |
| Martin           | 0            | 0           | 0           | 0          | 0            | 0        | 0        | 0                 |
| Miami-Dade       | 6,811        | 176         | 1,492       | 5,143      | 0            | 0        | 0        | 0                 |
| Monroe           | 0            | 0           | 0           | 0          | 0            | 0        | 0        | 0                 |
| Nassau           | 0            | 0           | 0           | 0          | 0            | 0        | 0        | 0                 |
| Okaloosa         | 0            | 0           | 0           | 0          | 0            | 0        | 0        | 0                 |
| Okeechobee       | 0            | 0           | 0           | 0          | 0            | 0        | 0        | 0                 |
| Orange           | 0            | 0           | 0           | 0          | 0            | 0        | 0        | 0                 |
| Osceola          | 0            | 0           | 0           | 0          | 0            | 0        | 0        | 0                 |
| Other            | 11           | 1           | 2           | 8          | 0            | 0        | 0        | 0                 |
| Palm Beach       | 411          | 41          | 28          | 342        | 0            | 0        | 0        | 0                 |
| Pasco            | 0            | 0           | 0           | 0          | 0            | 0        | 0        | 0                 |
| Pinellas         | 0            | 0           | 0           | 0          | 0            | 0        | 0        | 0                 |
| Polk             | 0            | 0           | 0           | 0          | 0            | 0        | 0        | 0                 |
| Putnam           | 0            | 0           | 0           | 0          | 0            | 0        | 0        | 0                 |
| Santa Rosa       | 0            | 0           | 0           | 0          | 0            | 0        | 0        | 0                 |
| Sarasota         | 0            | 0           | 0           | 0          | 0            | 0        | 0        | 0                 |
| Seminole         | 0            | 0           | 0           | 0          | 0            | 0        | 0        | 0                 |
| St. Johns        | 0            | 0           | 0           | 0          | 0            | 0        | 0        | 0                 |
| St. Lucie        | 0            | 0           | 0           | 0          | 0            | 0        | 0        | 0                 |
| Sumter           | 0            | 0           | 0           | 0          | 0            | 0        | 0        | 0                 |
| Suwannee         | 0            | 0           | 0           | 0          | 0            | 0        | 0        | 0                 |
| Taylor           | 0            | 0           | 0           | 0          | 0            | 0        | 0        | 0                 |
| Union            | 0            | 0           | 0           | 0          | 0            | 0        | 0        | 0                 |
| Volusia          | 0            | 0           | 0           | 0          | 0            | 0        | 0        | 0                 |
| Wakulla          | 0            | 0           | 0           | 0          | 0            | 0        | 0        | 0                 |
| Walton           | 0            | 0           | 0           | 0          | 0            | 0        | 0        | 0                 |
| Washington       | 0            | 0           | 0           | 0          | 0            | 0        | 0        | 0                 |
| Total Enrollment | 11,398       | 691         | 1,807       | 8,900      | 0            | 0        | 0        | 0                 |

# Managed Care Enrollment by County by Market Segment by Company as of December 31, 2005

**UNITED HEALTHCARE OF FLORIDA, INC.**

NAIC Company Code

95264

|                  | COUNTY TOTAL | SMALL GROUP | LARGE GROUP | INDIVIDUAL | HEALTHY KIDS | MEDICAID | MEDICARE | FEDERAL EMPLOYEES |
|------------------|--------------|-------------|-------------|------------|--------------|----------|----------|-------------------|
| Alachua          | 327          | 66          | 252         | 9          | 0            | 0        | 0        | 0                 |
| Baker            | 74           | 16          | 58          | 0          | 0            | 0        | 0        | 0                 |
| Bay              | 0            | 0           | 0           | 0          | 0            | 0        | 0        | 0                 |
| Bradford         | 24           | 0           | 24          | 0          | 0            | 0        | 0        | 0                 |
| Brevard          | 4,563        | 604         | 1,998       | 49         | 1            | 1,911    | 0        | 0                 |
| Broward          | 33,345       | 5,375       | 18,786      | 414        | 2,648        | 6,020    | 102      | 0                 |
| Calhoun          | 0            | 0           | 0           | 0          | 0            | 0        | 0        | 0                 |
| Charlotte        | 3,844        | 212         | 372         | 12         | 0            | 0        | 3,248    | 0                 |
| Citrus           | 339          | 48          | 280         | 11         | 0            | 0        | 0        | 0                 |
| Clay             | 1,067        | 108         | 950         | 4          | 5            | 0        | 0        | 0                 |
| Collier          | 756          | 144         | 604         | 8          | 0            | 0        | 0        | 0                 |
| Columbia         | 77           | 6           | 69          | 2          | 0            | 0        | 0        | 0                 |
| De Soto          | 91           | 42          | 47          | 0          | 0            | 0        | 2        | 0                 |
| Dixie            | 0            | 0           | 0           | 0          | 0            | 0        | 0        | 0                 |
| Duval            | 6,523        | 767         | 2,621       | 29         | 3,030        | 76       | 0        | 0                 |
| Escambia         | 755          | 468         | 279         | 8          | 0            | 0        | 0        | 0                 |
| Flagler          | 931          | 117         | 792         | 8          | 0            | 14       | 0        | 0                 |
| Franklin         | 0            | 0           | 0           | 0          | 0            | 0        | 0        | 0                 |
| Gadsden          | 0            | 0           | 0           | 0          | 0            | 0        | 0        | 0                 |
| Gilchrist        | 0            | 0           | 0           | 0          | 0            | 0        | 0        | 0                 |
| Glades           | 40           | 6           | 34          | 0          | 0            | 0        | 0        | 0                 |
| Gulf             | 0            | 0           | 0           | 0          | 0            | 0        | 0        | 0                 |
| Hamilton         | 1            | 0           | 0           | 1          | 0            | 0        | 0        | 0                 |
| Hardee           | 62           | 35          | 27          | 0          | 0            | 0        | 0        | 0                 |
| Hendry           | 204          | 43          | 161         | 0          | 0            | 0        | 0        | 0                 |
| Hernando         | 2,165        | 360         | 732         | 16         | 0            | 346      | 711      | 0                 |
| Highlands        | 1,392        | 120         | 230         | 6          | 0            | 1,036    | 0        | 0                 |
| Hillsborough     | 33,728       | 5,626       | 13,725      | 173        | 1            | 4,540    | 9,663    | 0                 |
| Holmes           | 0            | 0           | 0           | 0          | 0            | 0        | 0        | 0                 |
| Indian River     | 124          | 36          | 86          | 2          | 0            | 0        | 0        | 0                 |
| Jackson          | 0            | 0           | 0           | 0          | 0            | 0        | 0        | 0                 |
| Jefferson        | 0            | 0           | 0           | 0          | 0            | 0        | 0        | 0                 |
| Lafayette        | 0            | 0           | 0           | 0          | 0            | 0        | 0        | 0                 |
| Lake             | 12,598       | 766         | 4,530       | 37         | 0            | 7,265    | 0        | 0                 |
| Lee              | 12,866       | 1,463       | 3,602       | 47         | 0            | 0        | 7,754    | 0                 |
| Leon             | 210          | 16          | 194         | 0          | 0            | 0        | 0        | 0                 |
| Levy             | 0            | 0           | 0           | 0          | 0            | 0        | 0        | 0                 |
| Liberty          | 0            | 0           | 0           | 0          | 0            | 0        | 0        | 0                 |
| Madison          | 0            | 0           | 0           | 0          | 0            | 0        | 0        | 0                 |
| Manatee          | 3,206        | 515         | 1,377       | 22         | 0            | 29       | 1,263    | 0                 |
| Marion           | 857          | 93          | 753         | 11         | 0            | 0        | 0        | 0                 |
| Martin           | 754          | 125         | 625         | 4          | 0            | 0        | 0        | 0                 |
| Miami-Dade       | 98,880       | 7,118       | 64,348      | 442        | 4,008        | 17,632   | 5,332    | 0                 |
| Monroe           | 121          | 23          | 98          | 0          | 0            | 0        | 0        | 0                 |
| Nassau           | 167          | 51          | 115         | 1          | 0            | 0        | 0        | 0                 |
| Okaloosa         | 27           | 24          | 3           | 0          | 0            | 0        | 0        | 0                 |
| Okeechobee       | 124          | 28          | 92          | 3          | 0            | 1        | 0        | 0                 |
| Orange           | 52,410       | 7,858       | 34,640      | 304        | 1            | 9,607    | 0        | 0                 |
| Osceola          | 8,791        | 1,093       | 4,393       | 25         | 0            | 3,280    | 0        | 0                 |
| Other            | 0            | 0           | 0           | 0          | 0            | 0        | 0        | 0                 |
| Palm Beach       | 44,987       | 5,970       | 34,154      | 505        | 0            | 4,329    | 29       | 0                 |
| Pasco            | 12,145       | 1,733       | 3,269       | 58         | 0            | 1,272    | 5,813    | 0                 |
| Pinellas         | 34,216       | 5,582       | 10,583      | 219        | 0            | 3,417    | 14,415   | 0                 |
| Polk             | 11,573       | 2,577       | 5,145       | 62         | 0            | 725      | 3,064    | 0                 |
| Putnam           | 197          | 21          | 176         | 0          | 0            | 0        | 0        | 0                 |
| Santa Rosa       | 346          | 253         | 86          | 7          | 0            | 0        | 0        | 0                 |
| Sarasota         | 3,693        | 200         | 1,145       | 10         | 0            | 20       | 2,318    | 0                 |
| Seminole         | 20,955       | 4,119       | 12,300      | 134        | 0            | 4,402    | 0        | 0                 |
| St. Johns        | 1,771        | 681         | 485         | 24         | 581          | 0        | 0        | 0                 |
| St. Lucie        | 544          | 71          | 473         | 0          | 0            | 0        | 0        | 0                 |
| Sumter           | 237          | 46          | 189         | 2          | 0            | 0        | 0        | 0                 |
| Suwannee         | 41           | 5           | 34          | 2          | 0            | 0        | 0        | 0                 |
| Taylor           | 0            | 0           | 0           | 0          | 0            | 0        | 0        | 0                 |
| Union            | 15           | 5           | 10          | 0          | 0            | 0        | 0        | 0                 |
| Volusia          | 21,449       | 1,257       | 7,224       | 47         | 0            | 12,921   | 0        | 0                 |
| Wakulla          | 0            | 0           | 0           | 0          | 0            | 0        | 0        | 0                 |
| Walton           | 7            | 6           | 1           | 0          | 0            | 0        | 0        | 0                 |
| Washington       | 0            | 0           | 0           | 0          | 0            | 0        | 0        | 0                 |
| Total Enrollment | 433,619      | 55,898      | 232,171     | 2,718      | 10,275       | 78,843   | 53,714   | 0                 |

# Managed Care Enrollment by County by Market Segment by Company as of December 31, 2005

UNIVERSAL HEALTH CARE, INC.

NAIC Company Code

11574

|                  | COUNTY TOTAL | SMALL GROUP | LARGE GROUP | INDIVIDUAL | HEALTHY KIDS | MEDICAID | MEDICARE | FEDERAL EMPLOYEES |
|------------------|--------------|-------------|-------------|------------|--------------|----------|----------|-------------------|
| Alachua          | 1            | 0           | 0           | 0          | 0            | 0        | 1        | 0                 |
| Baker            | 0            | 0           | 0           | 0          | 0            | 0        | 0        | 0                 |
| Bay              | 0            | 0           | 0           | 0          | 0            | 0        | 0        | 0                 |
| Bradford         | 0            | 0           | 0           | 0          | 0            | 0        | 0        | 0                 |
| Brevard          | 335          | 0           | 0           | 0          | 0            | 0        | 335      | 0                 |
| Broward          | 0            | 0           | 0           | 0          | 0            | 0        | 0        | 0                 |
| Calhoun          | 9            | 0           | 0           | 0          | 0            | 0        | 9        | 0                 |
| Charlotte        | 0            | 0           | 0           | 0          | 0            | 0        | 0        | 0                 |
| Citrus           | 0            | 0           | 0           | 0          | 0            | 0        | 0        | 0                 |
| Clay             | 0            | 0           | 0           | 0          | 0            | 0        | 0        | 0                 |
| Collier          | 0            | 0           | 0           | 0          | 0            | 0        | 0        | 0                 |
| Columbia         | 0            | 0           | 0           | 0          | 0            | 0        | 0        | 0                 |
| De Soto          | 0            | 0           | 0           | 0          | 0            | 0        | 0        | 0                 |
| Dixie            | 0            | 0           | 0           | 0          | 0            | 0        | 0        | 0                 |
| Duval            | 1            | 0           | 0           | 0          | 0            | 0        | 1        | 0                 |
| Escambia         | 0            | 0           | 0           | 0          | 0            | 0        | 0        | 0                 |
| Flagler          | 0            | 0           | 0           | 0          | 0            | 0        | 0        | 0                 |
| Franklin         | 0            | 0           | 0           | 0          | 0            | 0        | 0        | 0                 |
| Gadsden          | 408          | 0           | 0           | 0          | 0            | 99       | 309      | 0                 |
| Gilchrist        | 0            | 0           | 0           | 0          | 0            | 0        | 0        | 0                 |
| Glades           | 0            | 0           | 0           | 0          | 0            | 0        | 0        | 0                 |
| Gulf             | 0            | 0           | 0           | 0          | 0            | 0        | 0        | 0                 |
| Hamilton         | 0            | 0           | 0           | 0          | 0            | 0        | 0        | 0                 |
| Hardee           | 0            | 0           | 0           | 0          | 0            | 0        | 0        | 0                 |
| Hendry           | 0            | 0           | 0           | 0          | 0            | 0        | 0        | 0                 |
| Hernando         | 4,125        | 0           | 0           | 4          | 30           | 358      | 3,733    | 0                 |
| Highlands        | 0            | 0           | 0           | 0          | 0            | 0        | 0        | 0                 |
| Hillsborough     | 1,486        | 0           | 0           | 0          | 36           | 0        | 1,450    | 0                 |
| Holmes           | 1            | 0           | 0           | 0          | 0            | 1        | 0        | 0                 |
| Indian River     | 0            | 0           | 0           | 0          | 0            | 0        | 0        | 0                 |
| Jackson          | 0            | 0           | 0           | 0          | 0            | 0        | 0        | 0                 |
| Jefferson        | 130          | 0           | 0           | 0          | 0            | 42       | 88       | 0                 |
| Lafayette        | 0            | 0           | 0           | 0          | 0            | 0        | 0        | 0                 |
| Lake             | 0            | 0           | 0           | 0          | 0            | 0        | 0        | 0                 |
| Lee              | 0            | 0           | 0           | 0          | 0            | 0        | 0        | 0                 |
| Leon             | 1,170        | 0           | 0           | 0          | 0            | 502      | 668      | 0                 |
| Levy             | 0            | 0           | 0           | 0          | 0            | 0        | 0        | 0                 |
| Liberty          | 7            | 0           | 0           | 0          | 0            | 0        | 7        | 0                 |
| Madison          | 0            | 0           | 0           | 0          | 0            | 0        | 0        | 0                 |
| Manatee          | 3,968        | 0           | 0           | 1          | 20           | 0        | 3,947    | 0                 |
| Marion           | 0            | 0           | 0           | 0          | 0            | 0        | 0        | 0                 |
| Martin           | 0            | 0           | 0           | 0          | 0            | 0        | 0        | 0                 |
| Miami-Dade       | 0            | 0           | 0           | 0          | 0            | 0        | 0        | 0                 |
| Monroe           | 0            | 0           | 0           | 0          | 0            | 0        | 0        | 0                 |
| Nassau           | 0            | 0           | 0           | 0          | 0            | 0        | 0        | 0                 |
| Okaloosa         | 0            | 0           | 0           | 0          | 0            | 0        | 0        | 0                 |
| Okeechobee       | 0            | 0           | 0           | 0          | 0            | 0        | 0        | 0                 |
| Orange           | 0            | 0           | 0           | 0          | 0            | 0        | 0        | 0                 |
| Osceola          | 0            | 0           | 0           | 0          | 0            | 0        | 0        | 0                 |
| Other            | 0            | 0           | 0           | 0          | 0            | 0        | 0        | 0                 |
| Palm Beach       | 0            | 0           | 0           | 0          | 0            | 0        | 0        | 0                 |
| Pasco            | 1,525        | 0           | 0           | 0          | 5            | 1        | 1,519    | 0                 |
| Pinellas         | 1,500        | 0           | 0           | 0          | 26           | 0        | 1,474    | 0                 |
| Polk             | 2,444        | 0           | 0           | 0          | 2            | 0        | 2,442    | 0                 |
| Putnam           | 0            | 0           | 0           | 0          | 0            | 0        | 0        | 0                 |
| Santa Rosa       | 0            | 0           | 0           | 0          | 0            | 0        | 0        | 0                 |
| Sarasota         | 3,585        | 0           | 0           | 8          | 66           | 0        | 3,511    | 0                 |
| Seminole         | 0            | 0           | 0           | 0          | 0            | 0        | 0        | 0                 |
| St. Johns        | 0            | 0           | 0           | 0          | 0            | 0        | 0        | 0                 |
| St. Lucie        | 0            | 0           | 0           | 0          | 0            | 0        | 0        | 0                 |
| Sumter           | 0            | 0           | 0           | 0          | 0            | 0        | 0        | 0                 |
| Suwannee         | 0            | 0           | 0           | 0          | 0            | 0        | 0        | 0                 |
| Taylor           | 0            | 0           | 0           | 0          | 0            | 0        | 0        | 0                 |
| Union            | 0            | 0           | 0           | 0          | 0            | 0        | 0        | 0                 |
| Volusia          | 0            | 0           | 0           | 0          | 0            | 0        | 0        | 0                 |
| Wakulla          | 202          | 0           | 0           | 0          | 0            | 59       | 143      | 0                 |
| Walton           | 0            | 0           | 0           | 0          | 0            | 0        | 0        | 0                 |
| Washington       | 0            | 0           | 0           | 0          | 0            | 0        | 0        | 0                 |
| Total Enrollment | 20,897       | 0           | 0           | 13         | 185          | 1,062    | 19,637   | 0                 |

# Managed Care Enrollment by County by Market Segment by Company as of December 31, 2005

VISTA HEALTHPLAN OF SOUTH FLORIDA, INC.

NAIC Company Code

95266

|                  | COUNTY TOTAL | SMALL GROUP | LARGE GROUP | INDIVIDUAL | HEALTHY KIDS | MEDICAID | MEDICARE | FEDERAL EMPLOYEES |
|------------------|--------------|-------------|-------------|------------|--------------|----------|----------|-------------------|
| Alachua          | 0            | 0           | 0           | 0          | 0            | 0        | 0        | 0                 |
| Baker            | 0            | 0           | 0           | 0          | 0            | 0        | 0        | 0                 |
| Bay              | 0            | 0           | 0           | 0          | 0            | 0        | 0        | 0                 |
| Bradford         | 0            | 0           | 0           | 0          | 0            | 0        | 0        | 0                 |
| Brevard          | 0            | 0           | 0           | 0          | 0            | 0        | 0        | 0                 |
| Broward          | 22,438       | 163         | 3,347       | 13,212     | 0            | 0        | 4,696    | 1,020             |
| Calhoun          | 0            | 0           | 0           | 0          | 0            | 0        | 0        | 0                 |
| Charlotte        | 0            | 0           | 0           | 0          | 0            | 0        | 0        | 0                 |
| Citrus           | 0            | 0           | 0           | 0          | 0            | 0        | 0        | 0                 |
| Clay             | 0            | 0           | 0           | 0          | 0            | 0        | 0        | 0                 |
| Collier          | 0            | 0           | 0           | 0          | 0            | 0        | 0        | 0                 |
| Columbia         | 0            | 0           | 0           | 0          | 0            | 0        | 0        | 0                 |
| De Soto          | 0            | 0           | 0           | 0          | 0            | 0        | 0        | 0                 |
| Dixie            | 0            | 0           | 0           | 0          | 0            | 0        | 0        | 0                 |
| Duval            | 0            | 0           | 0           | 0          | 0            | 0        | 0        | 0                 |
| Escambia         | 0            | 0           | 0           | 0          | 0            | 0        | 0        | 0                 |
| Flagler          | 0            | 0           | 0           | 0          | 0            | 0        | 0        | 0                 |
| Franklin         | 0            | 0           | 0           | 0          | 0            | 0        | 0        | 0                 |
| Gadsden          | 0            | 0           | 0           | 0          | 0            | 0        | 0        | 0                 |
| Gilchrist        | 0            | 0           | 0           | 0          | 0            | 0        | 0        | 0                 |
| Glades           | 0            | 0           | 0           | 0          | 0            | 0        | 0        | 0                 |
| Gulf             | 0            | 0           | 0           | 0          | 0            | 0        | 0        | 0                 |
| Hamilton         | 0            | 0           | 0           | 0          | 0            | 0        | 0        | 0                 |
| Hardee           | 0            | 0           | 0           | 0          | 0            | 0        | 0        | 0                 |
| Hendry           | 0            | 0           | 0           | 0          | 0            | 0        | 0        | 0                 |
| Hernando         | 0            | 0           | 0           | 0          | 0            | 0        | 0        | 0                 |
| Highlands        | 0            | 0           | 0           | 0          | 0            | 0        | 0        | 0                 |
| Hillsborough     | 0            | 0           | 0           | 0          | 0            | 0        | 0        | 0                 |
| Holmes           | 0            | 0           | 0           | 0          | 0            | 0        | 0        | 0                 |
| Indian River     | 0            | 0           | 0           | 0          | 0            | 0        | 0        | 0                 |
| Jackson          | 0            | 0           | 0           | 0          | 0            | 0        | 0        | 0                 |
| Jefferson        | 0            | 0           | 0           | 0          | 0            | 0        | 0        | 0                 |
| Lafayette        | 0            | 0           | 0           | 0          | 0            | 0        | 0        | 0                 |
| Lake             | 0            | 0           | 0           | 0          | 0            | 0        | 0        | 0                 |
| Lee              | 0            | 0           | 0           | 0          | 0            | 0        | 0        | 0                 |
| Leon             | 0            | 0           | 0           | 0          | 0            | 0        | 0        | 0                 |
| Levy             | 0            | 0           | 0           | 0          | 0            | 0        | 0        | 0                 |
| Liberty          | 0            | 0           | 0           | 0          | 0            | 0        | 0        | 0                 |
| Madison          | 0            | 0           | 0           | 0          | 0            | 0        | 0        | 0                 |
| Manatee          | 0            | 0           | 0           | 0          | 0            | 0        | 0        | 0                 |
| Marion           | 0            | 0           | 0           | 0          | 0            | 0        | 0        | 0                 |
| Martin           | 188          | 8           | 126         | 49         | 0            | 0        | 0        | 5                 |
| Miami-Dade       | 48,065       | 146         | 2,856       | 13,848     | 0            | 15,166   | 14,841   | 1,208             |
| Monroe           | 0            | 0           | 0           | 0          | 0            | 0        | 0        | 0                 |
| Nassau           | 0            | 0           | 0           | 0          | 0            | 0        | 0        | 0                 |
| Okaloosa         | 0            | 0           | 0           | 0          | 0            | 0        | 0        | 0                 |
| Okeechobee       | 0            | 0           | 0           | 0          | 0            | 0        | 0        | 0                 |
| Orange           | 0            | 0           | 0           | 0          | 0            | 0        | 0        | 0                 |
| Osceola          | 0            | 0           | 0           | 0          | 0            | 0        | 0        | 0                 |
| Other            | 0            | 0           | 0           | 0          | 0            | 0        | 0        | 0                 |
| Palm Beach       | 5,250        | 55          | 1,734       | 2,945      | 0            | 0        | 0        | 516               |
| Pasco            | 0            | 0           | 0           | 0          | 0            | 0        | 0        | 0                 |
| Pinellas         | 0            | 0           | 0           | 0          | 0            | 0        | 0        | 0                 |
| Polk             | 0            | 0           | 0           | 0          | 0            | 0        | 0        | 0                 |
| Putnam           | 0            | 0           | 0           | 0          | 0            | 0        | 0        | 0                 |
| Santa Rosa       | 0            | 0           | 0           | 0          | 0            | 0        | 0        | 0                 |
| Sarasota         | 0            | 0           | 0           | 0          | 0            | 0        | 0        | 0                 |
| Seminole         | 0            | 0           | 0           | 0          | 0            | 0        | 0        | 0                 |
| St. Johns        | 0            | 0           | 0           | 0          | 0            | 0        | 0        | 0                 |
| St. Lucie        | 547          | 3           | 431         | 94         | 0            | 0        | 0        | 19                |
| Sumter           | 0            | 0           | 0           | 0          | 0            | 0        | 0        | 0                 |
| Suwannee         | 0            | 0           | 0           | 0          | 0            | 0        | 0        | 0                 |
| Taylor           | 0            | 0           | 0           | 0          | 0            | 0        | 0        | 0                 |
| Union            | 0            | 0           | 0           | 0          | 0            | 0        | 0        | 0                 |
| Volusia          | 0            | 0           | 0           | 0          | 0            | 0        | 0        | 0                 |
| Wakulla          | 0            | 0           | 0           | 0          | 0            | 0        | 0        | 0                 |
| Walton           | 0            | 0           | 0           | 0          | 0            | 0        | 0        | 0                 |
| Washington       | 0            | 0           | 0           | 0          | 0            | 0        | 0        | 0                 |
| Total Enrollment | 76,488       | 375         | 8,494       | 30,148     | 0            | 15,166   | 19,537   | 2,768             |

# Managed Care Enrollment by County by Market Segment by Company as of December 31, 2005

VISTA HEALTHPLAN, INC.

NAIC Company Code

95114

|                  | COUNTY TOTAL | SMALL GROUP | LARGE GROUP | INDIVIDUAL | HEALTHY KIDS | MEDICAID | MEDICARE | FEDERAL EMPLOYEES |
|------------------|--------------|-------------|-------------|------------|--------------|----------|----------|-------------------|
| Alachua          | 2,329        | 227         | 711         | 0          | 1,224        | 0        | 0        | 167               |
| Baker            | 0            | 0           | 0           | 0          | 0            | 0        | 0        | 0                 |
| Bay              | 0            | 0           | 0           | 0          | 0            | 0        | 0        | 0                 |
| Bradford         | 0            | 0           | 0           | 0          | 0            | 0        | 0        | 0                 |
| Brevard          | 0            | 0           | 0           | 0          | 0            | 0        | 0        | 0                 |
| Broward          | 84,184       | 14,260      | 47,779      | 0          | 11,485       | 8,867    | 1,515    | 278               |
| Calhoun          | 1,071        | 301         | 621         | 0          | 149          | 0        | 0        | 0                 |
| Charlotte        | 0            | 0           | 0           | 0          | 0            | 0        | 0        | 0                 |
| Citrus           | 87           | 32          | 55          | 0          | 0            | 0        | 0        | 0                 |
| Clay             | 0            | 0           | 0           | 0          | 0            | 0        | 0        | 0                 |
| Collier          | 0            | 0           | 0           | 0          | 0            | 0        | 0        | 0                 |
| Columbia         | 665          | 22          | 39          | 0          | 570          | 0        | 0        | 34                |
| De Soto          | 0            | 0           | 0           | 0          | 0            | 0        | 0        | 0                 |
| Dixie            | 166          | 12          | 28          | 0          | 126          | 0        | 0        | 0                 |
| Duval            | 0            | 0           | 0           | 0          | 0            | 0        | 0        | 0                 |
| Escambia         | 5,428        | 1,374       | 4,054       | 0          | 0            | 0        | 0        | 0                 |
| Flagler          | 0            | 0           | 0           | 0          | 0            | 0        | 0        | 0                 |
| Franklin         | 847          | 422         | 251         | 0          | 173          | 0        | 0        | 1                 |
| Gadsden          | 4,575        | 289         | 2,051       | 0          | 321          | 1,882    | 0        | 32                |
| Gilchrist        | 267          | 29          | 26          | 0          | 204          | 0        | 0        | 8                 |
| Glades           | 9            | 2           | 7           | 0          | 0            | 0        | 0        | 0                 |
| Gulf             | 0            | 0           | 0           | 0          | 0            | 0        | 0        | 0                 |
| Hamilton         | 111          | 7           | 34          | 0          | 65           | 0        | 0        | 5                 |
| Hardee           | 0            | 0           | 0           | 0          | 0            | 0        | 0        | 0                 |
| Hendry           | 1,807        | 7           | 23          | 0          | 0            | 1,777    | 0        | 0                 |
| Hernando         | 0            | 0           | 0           | 0          | 0            | 0        | 0        | 0                 |
| Highlands        | 0            | 0           | 0           | 0          | 0            | 0        | 0        | 0                 |
| Hillsborough     | 0            | 0           | 0           | 0          | 0            | 0        | 0        | 0                 |
| Holmes           | 0            | 0           | 0           | 0          | 0            | 0        | 0        | 0                 |
| Indian River     | 0            | 0           | 0           | 0          | 0            | 0        | 0        | 0                 |
| Jackson          | 0            | 0           | 0           | 0          | 0            | 0        | 0        | 0                 |
| Jefferson        | 1,306        | 184         | 709         | 0          | 0            | 410      | 0        | 3                 |
| Lafayette        | 124          | 9           | 48          | 0          | 67           | 0        | 0        | 0                 |
| Lake             | 0            | 0           | 0           | 0          | 0            | 0        | 0        | 0                 |
| Lee              | 0            | 0           | 0           | 0          | 0            | 0        | 0        | 0                 |
| Leon             | 19,463       | 1,624       | 11,321      | 0          | 1,165        | 5,206    | 0        | 147               |
| Levy             | 651          | 68          | 85          | 0          | 477          | 0        | 0        | 21                |
| Liberty          | 1,273        | 134         | 922         | 0          | 66           | 143      | 0        | 8                 |
| Madison          | 1,891        | 189         | 1,015       | 0          | 0            | 681      | 0        | 6                 |
| Manatee          | 0            | 0           | 0           | 0          | 0            | 0        | 0        | 0                 |
| Marion           | 5,622        | 641         | 1,597       | 0          | 3,307        | 0        | 0        | 77                |
| Martin           | 0            | 0           | 0           | 0          | 0            | 0        | 0        | 0                 |
| Miami-Dade       | 52,739       | 7,821       | 26,995      | 0          | 10,579       | 5,497    | 1,646    | 201               |
| Monroe           | 0            | 0           | 0           | 0          | 0            | 0        | 0        | 0                 |
| Nassau           | 0            | 0           | 0           | 0          | 0            | 0        | 0        | 0                 |
| Okaloosa         | 0            | 0           | 0           | 0          | 0            | 0        | 0        | 0                 |
| Okeechobee       | 0            | 0           | 0           | 0          | 0            | 0        | 0        | 0                 |
| Orange           | 0            | 0           | 0           | 0          | 0            | 0        | 0        | 0                 |
| Osceola          | 0            | 0           | 0           | 0          | 0            | 0        | 0        | 0                 |
| Other            | 0            | 0           | 0           | 0          | 0            | 0        | 0        | 0                 |
| Palm Beach       | 27,092       | 5,276       | 7,117       | 0          | 6,054        | 5,679    | 2,813    | 153               |
| Pasco            | 0            | 0           | 0           | 0          | 0            | 0        | 0        | 0                 |
| Pinellas         | 0            | 0           | 0           | 0          | 0            | 0        | 0        | 0                 |
| Polk             | 0            | 0           | 0           | 0          | 0            | 0        | 0        | 0                 |
| Putnam           | 0            | 0           | 0           | 0          | 0            | 0        | 0        | 0                 |
| Santa Rosa       | 3,625        | 801         | 2,824       | 0          | 0            | 0        | 0        | 0                 |
| Sarasota         | 0            | 0           | 0           | 0          | 0            | 0        | 0        | 0                 |
| Seminole         | 0            | 0           | 0           | 0          | 0            | 0        | 0        | 0                 |
| St. Johns        | 0            | 0           | 0           | 0          | 0            | 0        | 0        | 0                 |
| St. Lucie        | 297          | 69          | 226         | 0          | 0            | 0        | 0        | 2                 |
| Sumter           | 0            | 0           | 0           | 0          | 0            | 0        | 0        | 0                 |
| Suwannee         | 480          | 12          | 56          | 0          | 391          | 0        | 0        | 21                |
| Taylor           | 102          | 20          | 82          | 0          | 0            | 0        | 0        | 0                 |
| Union            | 82           | 0           | 21          | 0          | 61           | 0        | 0        | 0                 |
| Volusia          | 0            | 0           | 0           | 0          | 0            | 0        | 0        | 0                 |
| Wakulla          | 2,016        | 271         | 1,206       | 0          | 0            | 508      | 0        | 31                |
| Walton           | 0            | 0           | 0           | 0          | 0            | 0        | 0        | 0                 |
| Washington       | 0            | 0           | 0           | 0          | 0            | 0        | 0        | 0                 |
| Total Enrollment | 218,309      | 34,103      | 109,903     | 0          | 36,484       | 30,650   | 5,974    | 1,195             |

# Managed Care Enrollment by County by Market Segment by Company as of December 31, 2005

WELLCARE OF FLORIDA, INC.

NAIC Company Code

95081

|                  | COUNTY TOTAL | SMALL GROUP | LARGE GROUP | INDIVIDUAL | HEALTHY KIDS | MEDICAID | MEDICARE | FEDERAL EMPLOYEES |
|------------------|--------------|-------------|-------------|------------|--------------|----------|----------|-------------------|
| Alachua          | 0            | 0           | 0           | 0          | 0            | 0        | 0        | 0                 |
| Baker            | 0            | 0           | 0           | 0          | 0            | 0        | 0        | 0                 |
| Bay              | 0            | 0           | 0           | 0          | 0            | 0        | 0        | 0                 |
| Bradford         | 0            | 0           | 0           | 0          | 0            | 0        | 0        | 0                 |
| Brevard          | 16,193       | 0           | 0           | 0          | 4,511        | 10,986   | 696      | 0                 |
| Broward          | 29,737       | 0           | 0           | 0          | 7,184        | 21,736   | 817      | 0                 |
| Calhoun          | 0            | 0           | 0           | 0          | 0            | 0        | 0        | 0                 |
| Charlotte        | 1,661        | 0           | 0           | 0          | 1,558        | 0        | 103      | 0                 |
| Citrus           | 0            | 0           | 0           | 0          | 0            | 0        | 0        | 0                 |
| Clay             | 204          | 0           | 0           | 0          | 0            | 0        | 204      | 0                 |
| Collier          | 3,911        | 0           | 0           | 0          | 3,911        | 0        | 0        | 0                 |
| Columbia         | 0            | 0           | 0           | 0          | 0            | 0        | 0        | 0                 |
| De Soto          | 314          | 0           | 0           | 0          | 314          | 0        | 0        | 0                 |
| Dixie            | 0            | 0           | 0           | 0          | 0            | 0        | 0        | 0                 |
| Duval            | 1,537        | 0           | 0           | 0          | 0            | 0        | 1,537    | 0                 |
| Escambia         | 3,089        | 0           | 0           | 0          | 0            | 0        | 3,089    | 0                 |
| Flagler          | 0            | 0           | 0           | 0          | 0            | 0        | 0        | 0                 |
| Franklin         | 0            | 0           | 0           | 0          | 0            | 0        | 0        | 0                 |
| Gadsden          | 0            | 0           | 0           | 0          | 0            | 0        | 0        | 0                 |
| Gilchrist        | 0            | 0           | 0           | 0          | 0            | 0        | 0        | 0                 |
| Glades           | 0            | 0           | 0           | 0          | 0            | 0        | 0        | 0                 |
| Gulf             | 0            | 0           | 0           | 0          | 0            | 0        | 0        | 0                 |
| Hamilton         | 0            | 0           | 0           | 0          | 0            | 0        | 0        | 0                 |
| Hardee           | 0            | 0           | 0           | 0          | 0            | 0        | 0        | 0                 |
| Hendry           | 0            | 0           | 0           | 0          | 0            | 0        | 0        | 0                 |
| Hernando         | 17,213       | 0           | 0           | 0          | 1,947        | 8,224    | 7,042    | 0                 |
| Highlands        | 0            | 0           | 0           | 0          | 0            | 0        | 0        | 0                 |
| Hillsborough     | 26,443       | 0           | 0           | 0          | 1,164        | 21,235   | 4,044    | 0                 |
| Holmes           | 0            | 0           | 0           | 0          | 0            | 0        | 0        | 0                 |
| Indian River     | 0            | 0           | 0           | 0          | 0            | 0        | 0        | 0                 |
| Jackson          | 0            | 0           | 0           | 0          | 0            | 0        | 0        | 0                 |
| Jefferson        | 0            | 0           | 0           | 0          | 0            | 0        | 0        | 0                 |
| Lafayette        | 0            | 0           | 0           | 0          | 0            | 0        | 0        | 0                 |
| Lake             | 0            | 0           | 0           | 0          | 0            | 0        | 0        | 0                 |
| Lee              | 19,484       | 0           | 0           | 0          | 6,229        | 13,255   | 0        | 0                 |
| Leon             | 0            | 0           | 0           | 0          | 0            | 0        | 0        | 0                 |
| Levy             | 0            | 0           | 0           | 0          | 0            | 0        | 0        | 0                 |
| Liberty          | 0            | 0           | 0           | 0          | 0            | 0        | 0        | 0                 |
| Madison          | 0            | 0           | 0           | 0          | 0            | 0        | 0        | 0                 |
| Manatee          | 10,013       | 0           | 0           | 0          | 2,254        | 7,622    | 137      | 0                 |
| Marion           | 0            | 0           | 0           | 0          | 0            | 0        | 0        | 0                 |
| Martin           | 0            | 0           | 0           | 0          | 0            | 0        | 0        | 0                 |
| Miami-Dade       | 43,828       | 0           | 0           | 0          | 12,788       | 21,557   | 9,483    | 0                 |
| Monroe           | 0            | 0           | 0           | 0          | 0            | 0        | 0        | 0                 |
| Nassau           | 0            | 0           | 0           | 0          | 0            | 0        | 0        | 0                 |
| Okaloosa         | 59           | 0           | 0           | 0          | 0            | 0        | 59       | 0                 |
| Okeechobee       | 0            | 0           | 0           | 0          | 0            | 0        | 0        | 0                 |
| Orange           | 39,779       | 0           | 0           | 0          | 3,358        | 27,533   | 8,888    | 0                 |
| Osceola          | 16,126       | 0           | 0           | 0          | 3,101        | 8,797    | 4,228    | 0                 |
| Other            | 0            | 0           | 0           | 0          | 0            | 0        | 0        | 0                 |
| Palm Beach       | 13,791       | 0           | 0           | 0          | 3,123        | 9,486    | 1,182    | 0                 |
| Pasco            | 10,170       | 0           | 0           | 0          | 0            | 5,010    | 5,160    | 0                 |
| Pinellas         | 15,523       | 0           | 0           | 0          | 805          | 8,154    | 6,564    | 0                 |
| Polk             | 19,328       | 0           | 0           | 0          | 0            | 18,354   | 974      | 0                 |
| Putnam           | 0            | 0           | 0           | 0          | 0            | 0        | 0        | 0                 |
| Santa Rosa       | 1,612        | 0           | 0           | 0          | 0            | 0        | 1,612    | 0                 |
| Sarasota         | 7,722        | 0           | 0           | 0          | 3,387        | 4,318    | 17       | 0                 |
| Seminole         | 12,487       | 0           | 0           | 0          | 3,797        | 5,128    | 3,562    | 0                 |
| St. Johns        | 0            | 0           | 0           | 0          | 0            | 0        | 0        | 0                 |
| St. Lucie        | 0            | 0           | 0           | 0          | 0            | 0        | 0        | 0                 |
| Sumter           | 0            | 0           | 0           | 0          | 0            | 0        | 0        | 0                 |
| Suwannee         | 0            | 0           | 0           | 0          | 0            | 0        | 0        | 0                 |
| Taylor           | 0            | 0           | 0           | 0          | 0            | 0        | 0        | 0                 |
| Union            | 0            | 0           | 0           | 0          | 0            | 0        | 0        | 0                 |
| Volusia          | 0            | 0           | 0           | 0          | 0            | 0        | 0        | 0                 |
| Wakulla          | 0            | 0           | 0           | 0          | 0            | 0        | 0        | 0                 |
| Walton           | 0            | 0           | 0           | 0          | 0            | 0        | 0        | 0                 |
| Washington       | 0            | 0           | 0           | 0          | 0            | 0        | 0        | 0                 |
| Total Enrollment | 310,224      | 0           | 0           | 0          | 59,431       | 191,395  | 59,398   | 0                 |

# Managed Care Enrollment by County by Market Segment by Company 3Q2005

AETNA HEALTH INC.

NAIC Company Code

95088

|                  | COUNTY TOTAL | SMALL GROUP | LARGE GROUP | INDIVIDUAL | HEALTHY KIDS | MEDICAID | MEDICARE | FEDERAL EMPLOYEES |
|------------------|--------------|-------------|-------------|------------|--------------|----------|----------|-------------------|
| Alachua          | 267          | 96          | 171         | 0          | 0            | 0        | 0        | 0                 |
| Baker            | 2,006        | 463         | 1,543       | 0          | 0            | 0        | 0        | 0                 |
| Bay              | 0            | 0           | 0           | 0          | 0            | 0        | 0        | 0                 |
| Bradford         | 0            | 0           | 0           | 0          | 0            | 0        | 0        | 0                 |
| Brevard          | 14,056       | 4,577       | 9,479       | 0          | 0            | 0        | 0        | 0                 |
| Broward          | 62,726       | 28,598      | 34,128      | 0          | 0            | 0        | 0        | 0                 |
| Calhoun          | 0            | 0           | 0           | 0          | 0            | 0        | 0        | 0                 |
| Charlotte        | 3,000        | 847         | 2,153       | 0          | 0            | 0        | 0        | 0                 |
| Citrus           | 0            | 0           | 0           | 0          | 0            | 0        | 0        | 0                 |
| Clay             | 11,803       | 3,161       | 8,642       | 0          | 0            | 0        | 0        | 0                 |
| Collier          | 0            | 0           | 0           | 0          | 0            | 0        | 0        | 0                 |
| Columbia         | 0            | 0           | 0           | 0          | 0            | 0        | 0        | 0                 |
| De Soto          | 0            | 0           | 0           | 0          | 0            | 0        | 0        | 0                 |
| Dixie            | 0            | 0           | 0           | 0          | 0            | 0        | 0        | 0                 |
| Duval            | 73,299       | 18,581      | 54,718      | 0          | 0            | 0        | 0        | 0                 |
| Escambia         | 0            | 0           | 0           | 0          | 0            | 0        | 0        | 0                 |
| Flagler          | 1,155        | 329         | 826         | 0          | 0            | 0        | 0        | 0                 |
| Franklin         | 0            | 0           | 0           | 0          | 0            | 0        | 0        | 0                 |
| Gadsden          | 0            | 0           | 0           | 0          | 0            | 0        | 0        | 0                 |
| Gilchrist        | 0            | 0           | 0           | 0          | 0            | 0        | 0        | 0                 |
| Glades           | 0            | 0           | 0           | 0          | 0            | 0        | 0        | 0                 |
| Gulf             | 0            | 0           | 0           | 0          | 0            | 0        | 0        | 0                 |
| Hamilton         | 0            | 0           | 0           | 0          | 0            | 0        | 0        | 0                 |
| Hardee           | 0            | 0           | 0           | 0          | 0            | 0        | 0        | 0                 |
| Hendry           | 0            | 0           | 0           | 0          | 0            | 0        | 0        | 0                 |
| Hernando         | 1,871        | 511         | 1,360       | 0          | 0            | 0        | 0        | 0                 |
| Highlands        | 0            | 0           | 0           | 0          | 0            | 0        | 0        | 0                 |
| Hillsborough     | 49,934       | 18,822      | 31,112      | 0          | 0            | 0        | 0        | 0                 |
| Holmes           | 0            | 0           | 0           | 0          | 0            | 0        | 0        | 0                 |
| Indian River     | 266          | 56          | 210         | 0          | 0            | 0        | 0        | 0                 |
| Jackson          | 0            | 0           | 0           | 0          | 0            | 0        | 0        | 0                 |
| Jefferson        | 0            | 0           | 0           | 0          | 0            | 0        | 0        | 0                 |
| Lafayette        | 0            | 0           | 0           | 0          | 0            | 0        | 0        | 0                 |
| Lake             | 4,875        | 1,646       | 3,229       | 0          | 0            | 0        | 0        | 0                 |
| Lee              | 19,308       | 8,522       | 10,786      | 0          | 0            | 0        | 0        | 0                 |
| Leon             | 0            | 0           | 0           | 0          | 0            | 0        | 0        | 0                 |
| Levy             | 0            | 0           | 0           | 0          | 0            | 0        | 0        | 0                 |
| Liberty          | 0            | 0           | 0           | 0          | 0            | 0        | 0        | 0                 |
| Madison          | 0            | 0           | 0           | 0          | 0            | 0        | 0        | 0                 |
| Manatee          | 15,459       | 6,235       | 9,224       | 0          | 0            | 0        | 0        | 0                 |
| Marion           | 1,675        | 187         | 1,488       | 0          | 0            | 0        | 0        | 0                 |
| Martin           | 1,056        | 400         | 655         | 0          | 0            | 0        | 1        | 0                 |
| Miami-Dade       | 43,523       | 14,475      | 29,048      | 0          | 0            | 0        | 0        | 0                 |
| Monroe           | 0            | 0           | 0           | 0          | 0            | 0        | 0        | 0                 |
| Nassau           | 4,551        | 1,549       | 3,002       | 0          | 0            | 0        | 0        | 0                 |
| Okaloosa         | 0            | 0           | 0           | 0          | 0            | 0        | 0        | 0                 |
| Okeechobee       | 134          | 47          | 87          | 0          | 0            | 0        | 0        | 0                 |
| Orange           | 45,037       | 14,263      | 30,774      | 0          | 0            | 0        | 0        | 0                 |
| Osceola          | 6,836        | 2,783       | 4,053       | 0          | 0            | 0        | 0        | 0                 |
| Other            | 0            | 0           | 0           | 0          | 0            | 0        | 0        | 0                 |
| Palm Beach       | 51,036       | 24,724      | 26,312      | 0          | 0            | 0        | 0        | 0                 |
| Pasco            | 17,199       | 5,134       | 12,065      | 0          | 0            | 0        | 0        | 0                 |
| Pinellas         | 70,733       | 15,909      | 54,819      | 0          | 0            | 0        | 5        | 0                 |
| Polk             | 11,502       | 1,873       | 9,629       | 0          | 0            | 0        | 0        | 0                 |
| Putnam           | 0            | 0           | 0           | 0          | 0            | 0        | 0        | 0                 |
| Santa Rosa       | 0            | 0           | 0           | 0          | 0            | 0        | 0        | 0                 |
| Sarasota         | 22,694       | 12,064      | 10,630      | 0          | 0            | 0        | 0        | 0                 |
| Seminole         | 17,827       | 6,276       | 11,551      | 0          | 0            | 0        | 0        | 0                 |
| St. Johns        | 8,274        | 3,215       | 5,059       | 0          | 0            | 0        | 0        | 0                 |
| St. Lucie        | 1,071        | 389         | 682         | 0          | 0            | 0        | 0        | 0                 |
| Sumter           | 0            | 0           | 0           | 0          | 0            | 0        | 0        | 0                 |
| Suwannee         | 0            | 0           | 0           | 0          | 0            | 0        | 0        | 0                 |
| Taylor           | 0            | 0           | 0           | 0          | 0            | 0        | 0        | 0                 |
| Union            | 0            | 0           | 0           | 0          | 0            | 0        | 0        | 0                 |
| Volusia          | 12,578       | 4,712       | 7,866       | 0          | 0            | 0        | 0        | 0                 |
| Wakulla          | 0            | 0           | 0           | 0          | 0            | 0        | 0        | 0                 |
| Walton           | 0            | 0           | 0           | 0          | 0            | 0        | 0        | 0                 |
| Washington       | 0            | 0           | 0           | 0          | 0            | 0        | 0        | 0                 |
| Total Enrollment | 575,751      | 200,444     | 375,301     | 0          | 0            | 0        | 6        | 0                 |

# Managed Care Enrollment by County by Market Segment by Company 3Q2005

AMERICA'S HEALTH CHOICE MEDICAL PLANS, INC.

NAIC Company Code

11122

|                  | COUNTY TOTAL | SMALL GROUP | LARGE GROUP | INDIVIDUAL | HEALTHY KIDS | MEDICAID | MEDICARE | FEDERAL EMPLOYEES |
|------------------|--------------|-------------|-------------|------------|--------------|----------|----------|-------------------|
| Alachua          | 0            | 0           | 0           | 0          | 0            | 0        | 0        | 0                 |
| Baker            | 0            | 0           | 0           | 0          | 0            | 0        | 0        | 0                 |
| Bay              | 0            | 0           | 0           | 0          | 0            | 0        | 0        | 0                 |
| Bradford         | 0            | 0           | 0           | 0          | 0            | 0        | 0        | 0                 |
| Brevard          | 394          | 0           | 0           | 0          | 0            | 0        | 394      | 0                 |
| Broward          | 2,066        | 0           | 0           | 0          | 0            | 17       | 2,049    | 0                 |
| Calhoun          | 0            | 0           | 0           | 0          | 0            | 0        | 0        | 0                 |
| Charlotte        | 0            | 0           | 0           | 0          | 0            | 0        | 0        | 0                 |
| Citrus           | 0            | 0           | 0           | 0          | 0            | 0        | 0        | 0                 |
| Clay             | 0            | 0           | 0           | 0          | 0            | 0        | 0        | 0                 |
| Collier          | 0            | 0           | 0           | 0          | 0            | 0        | 0        | 0                 |
| Columbia         | 0            | 0           | 0           | 0          | 0            | 0        | 0        | 0                 |
| De Soto          | 0            | 0           | 0           | 0          | 0            | 0        | 0        | 0                 |
| Dixie            | 0            | 0           | 0           | 0          | 0            | 0        | 0        | 0                 |
| Duval            | 0            | 0           | 0           | 0          | 0            | 0        | 0        | 0                 |
| Escambia         | 0            | 0           | 0           | 0          | 0            | 0        | 0        | 0                 |
| Flagler          | 0            | 0           | 0           | 0          | 0            | 0        | 0        | 0                 |
| Franklin         | 0            | 0           | 0           | 0          | 0            | 0        | 0        | 0                 |
| Gadsden          | 0            | 0           | 0           | 0          | 0            | 0        | 0        | 0                 |
| Gilchrist        | 0            | 0           | 0           | 0          | 0            | 0        | 0        | 0                 |
| Glades           | 0            | 0           | 0           | 0          | 0            | 0        | 0        | 0                 |
| Gulf             | 0            | 0           | 0           | 0          | 0            | 0        | 0        | 0                 |
| Hamilton         | 0            | 0           | 0           | 0          | 0            | 0        | 0        | 0                 |
| Hardee           | 0            | 0           | 0           | 0          | 0            | 0        | 0        | 0                 |
| Hendry           | 0            | 0           | 0           | 0          | 0            | 0        | 0        | 0                 |
| Hernando         | 0            | 0           | 0           | 0          | 0            | 0        | 0        | 0                 |
| Highlands        | 0            | 0           | 0           | 0          | 0            | 0        | 0        | 0                 |
| Hillsborough     | 0            | 0           | 0           | 0          | 0            | 0        | 0        | 0                 |
| Holmes           | 0            | 0           | 0           | 0          | 0            | 0        | 0        | 0                 |
| Indian River     | 2,072        | 0           | 0           | 0          | 0            | 21       | 2,051    | 0                 |
| Jackson          | 0            | 0           | 0           | 0          | 0            | 0        | 0        | 0                 |
| Jefferson        | 0            | 0           | 0           | 0          | 0            | 0        | 0        | 0                 |
| Lafayette        | 0            | 0           | 0           | 0          | 0            | 0        | 0        | 0                 |
| Lake             | 0            | 0           | 0           | 0          | 0            | 0        | 0        | 0                 |
| Lee              | 0            | 0           | 0           | 0          | 0            | 0        | 0        | 0                 |
| Leon             | 0            | 0           | 0           | 0          | 0            | 0        | 0        | 0                 |
| Levy             | 0            | 0           | 0           | 0          | 0            | 0        | 0        | 0                 |
| Liberty          | 0            | 0           | 0           | 0          | 0            | 0        | 0        | 0                 |
| Madison          | 0            | 0           | 0           | 0          | 0            | 0        | 0        | 0                 |
| Manatee          | 0            | 0           | 0           | 0          | 0            | 0        | 0        | 0                 |
| Marion           | 0            | 0           | 0           | 0          | 0            | 0        | 0        | 0                 |
| Martin           | 2,760        | 0           | 0           | 0          | 0            | 6        | 2,754    | 0                 |
| Miami-Dade       | 0            | 0           | 0           | 0          | 0            | 0        | 0        | 0                 |
| Monroe           | 0            | 0           | 0           | 0          | 0            | 0        | 0        | 0                 |
| Nassau           | 0            | 0           | 0           | 0          | 0            | 0        | 0        | 0                 |
| Okaloosa         | 0            | 0           | 0           | 0          | 0            | 0        | 0        | 0                 |
| Okeechobee       | 659          | 0           | 0           | 0          | 0            | 0        | 659      | 0                 |
| Orange           | 0            | 0           | 0           | 0          | 0            | 0        | 0        | 0                 |
| Osceola          | 0            | 0           | 0           | 0          | 0            | 0        | 0        | 0                 |
| Other            | 0            | 0           | 0           | 0          | 0            | 0        | 0        | 0                 |
| Palm Beach       | 3,825        | 0           | 0           | 0          | 0            | 3        | 3,822    | 0                 |
| Pasco            | 0            | 0           | 0           | 0          | 0            | 0        | 0        | 0                 |
| Pinellas         | 0            | 0           | 0           | 0          | 0            | 0        | 0        | 0                 |
| Polk             | 0            | 0           | 0           | 0          | 0            | 0        | 0        | 0                 |
| Putnam           | 0            | 0           | 0           | 0          | 0            | 0        | 0        | 0                 |
| Santa Rosa       | 0            | 0           | 0           | 0          | 0            | 0        | 0        | 0                 |
| Sarasota         | 0            | 0           | 0           | 0          | 0            | 0        | 0        | 0                 |
| Seminole         | 0            | 0           | 0           | 0          | 0            | 0        | 0        | 0                 |
| St. Johns        | 0            | 0           | 0           | 0          | 0            | 0        | 0        | 0                 |
| St. Lucie        | 4,520        | 0           | 0           | 0          | 0            | 31       | 4,489    | 0                 |
| Sumter           | 0            | 0           | 0           | 0          | 0            | 0        | 0        | 0                 |
| Suwannee         | 0            | 0           | 0           | 0          | 0            | 0        | 0        | 0                 |
| Taylor           | 0            | 0           | 0           | 0          | 0            | 0        | 0        | 0                 |
| Union            | 0            | 0           | 0           | 0          | 0            | 0        | 0        | 0                 |
| Volusia          | 0            | 0           | 0           | 0          | 0            | 0        | 0        | 0                 |
| Wakulla          | 0            | 0           | 0           | 0          | 0            | 0        | 0        | 0                 |
| Walton           | 0            | 0           | 0           | 0          | 0            | 0        | 0        | 0                 |
| Washington       | 0            | 0           | 0           | 0          | 0            | 0        | 0        | 0                 |
| Total Enrollment | 16,296       | 0           | 0           | 0          | 0            | 78       | 16,218   | 0                 |

# Managed Care Enrollment by County by Market Segment by Company 3Q2005

AMERIGROUP FLORIDA, INC.

NAIC Company Code

95093

|                  | COUNTY TOTAL | SMALL GROUP | LARGE GROUP | INDIVIDUAL | HEALTHY KIDS | MEDICAID | MEDICARE | FEDERAL EMPLOYEES |
|------------------|--------------|-------------|-------------|------------|--------------|----------|----------|-------------------|
| Alachua          | 0            | 0           | 0           | 0          | 0            | 0        | 0        | 0                 |
| Baker            | 0            | 0           | 0           | 0          | 0            | 0        | 0        | 0                 |
| Bay              | 0            | 0           | 0           | 0          | 0            | 0        | 0        | 0                 |
| Bradford         | 0            | 0           | 0           | 0          | 0            | 0        | 0        | 0                 |
| Brevard          | 559          | 0           | 0           | 0          | 0            | 559      | 0        | 0                 |
| Broward          | 14,910       | 0           | 0           | 0          | 4,421        | 10,489   | 0        | 0                 |
| Calhoun          | 0            | 0           | 0           | 0          | 0            | 0        | 0        | 0                 |
| Charlotte        | 0            | 0           | 0           | 0          | 0            | 0        | 0        | 0                 |
| Citrus           | 0            | 0           | 0           | 0          | 0            | 0        | 0        | 0                 |
| Clay             | 0            | 0           | 0           | 0          | 0            | 0        | 0        | 0                 |
| Collier          | 0            | 0           | 0           | 0          | 0            | 0        | 0        | 0                 |
| Columbia         | 0            | 0           | 0           | 0          | 0            | 0        | 0        | 0                 |
| De Soto          | 0            | 0           | 0           | 0          | 0            | 0        | 0        | 0                 |
| Dixie            | 0            | 0           | 0           | 0          | 0            | 0        | 0        | 0                 |
| Duval            | 0            | 0           | 0           | 0          | 0            | 0        | 0        | 0                 |
| Escambia         | 0            | 0           | 0           | 0          | 0            | 0        | 0        | 0                 |
| Flagler          | 0            | 0           | 0           | 0          | 0            | 0        | 0        | 0                 |
| Franklin         | 0            | 0           | 0           | 0          | 0            | 0        | 0        | 0                 |
| Gadsden          | 0            | 0           | 0           | 0          | 0            | 0        | 0        | 0                 |
| Gilchrist        | 0            | 0           | 0           | 0          | 0            | 0        | 0        | 0                 |
| Glades           | 0            | 0           | 0           | 0          | 0            | 0        | 0        | 0                 |
| Gulf             | 0            | 0           | 0           | 0          | 0            | 0        | 0        | 0                 |
| Hamilton         | 0            | 0           | 0           | 0          | 0            | 0        | 0        | 0                 |
| Hardee           | 0            | 0           | 0           | 0          | 0            | 0        | 0        | 0                 |
| Hendry           | 0            | 0           | 0           | 0          | 0            | 0        | 0        | 0                 |
| Hernando         | 0            | 0           | 0           | 0          | 0            | 0        | 0        | 0                 |
| Highlands        | 0            | 0           | 0           | 0          | 0            | 0        | 0        | 0                 |
| Hillsborough     | 37,203       | 0           | 0           | 0          | 8,882        | 28,321   | 0        | 0                 |
| Holmes           | 0            | 0           | 0           | 0          | 0            | 0        | 0        | 0                 |
| Indian River     | 0            | 0           | 0           | 0          | 0            | 0        | 0        | 0                 |
| Jackson          | 0            | 0           | 0           | 0          | 0            | 0        | 0        | 0                 |
| Jefferson        | 0            | 0           | 0           | 0          | 0            | 0        | 0        | 0                 |
| Lafayette        | 0            | 0           | 0           | 0          | 0            | 0        | 0        | 0                 |
| Lake             | 0            | 0           | 0           | 0          | 0            | 0        | 0        | 0                 |
| Lee              | 11,737       | 0           | 0           | 0          | 0            | 11,737   | 0        | 0                 |
| Leon             | 0            | 0           | 0           | 0          | 0            | 0        | 0        | 0                 |
| Levy             | 0            | 0           | 0           | 0          | 0            | 0        | 0        | 0                 |
| Liberty          | 0            | 0           | 0           | 0          | 0            | 0        | 0        | 0                 |
| Madison          | 0            | 0           | 0           | 0          | 0            | 0        | 0        | 0                 |
| Manatee          | 3,191        | 0           | 0           | 0          | 0            | 3,191    | 0        | 0                 |
| Marion           | 0            | 0           | 0           | 0          | 0            | 0        | 0        | 0                 |
| Martin           | 34           | 0           | 0           | 0          | 0            | 34       | 0        | 0                 |
| Miami-Dade       | 28,747       | 0           | 0           | 0          | 13,050       | 15,697   | 0        | 0                 |
| Monroe           | 0            | 0           | 0           | 0          | 0            | 0        | 0        | 0                 |
| Nassau           | 0            | 0           | 0           | 0          | 0            | 0        | 0        | 0                 |
| Okaloosa         | 0            | 0           | 0           | 0          | 0            | 0        | 0        | 0                 |
| Okeechobee       | 0            | 0           | 0           | 0          | 0            | 0        | 0        | 0                 |
| Orange           | 31,657       | 0           | 0           | 0          | 7,947        | 23,710   | 0        | 0                 |
| Osceola          | 5,203        | 0           | 0           | 0          | 0            | 5,203    | 0        | 0                 |
| Other            | 0            | 0           | 0           | 0          | 0            | 0        | 0        | 0                 |
| Palm Beach       | 16,022       | 0           | 0           | 0          | 6,795        | 9,227    | 0        | 0                 |
| Pasco            | 12,922       | 0           | 0           | 0          | 4,585        | 8,337    | 0        | 0                 |
| Pinellas         | 25,567       | 0           | 0           | 0          | 5,699        | 19,868   | 0        | 0                 |
| Polk             | 18,678       | 0           | 0           | 0          | 4,578        | 14,100   | 0        | 0                 |
| Putnam           | 0            | 0           | 0           | 0          | 0            | 0        | 0        | 0                 |
| Santa Rosa       | 0            | 0           | 0           | 0          | 0            | 0        | 0        | 0                 |
| Sarasota         | 4,785        | 0           | 0           | 0          | 0            | 4,785    | 0        | 0                 |
| Seminole         | 4,211        | 0           | 0           | 0          | 0            | 4,211    | 0        | 0                 |
| St. Johns        | 0            | 0           | 0           | 0          | 0            | 0        | 0        | 0                 |
| St. Lucie        | 0            | 0           | 0           | 0          | 0            | 0        | 0        | 0                 |
| Sumter           | 0            | 0           | 0           | 0          | 0            | 0        | 0        | 0                 |
| Suwannee         | 0            | 0           | 0           | 0          | 0            | 0        | 0        | 0                 |
| Taylor           | 0            | 0           | 0           | 0          | 0            | 0        | 0        | 0                 |
| Union            | 0            | 0           | 0           | 0          | 0            | 0        | 0        | 0                 |
| Volusia          | 0            | 0           | 0           | 0          | 0            | 0        | 0        | 0                 |
| Wakulla          | 0            | 0           | 0           | 0          | 0            | 0        | 0        | 0                 |
| Walton           | 0            | 0           | 0           | 0          | 0            | 0        | 0        | 0                 |
| Washington       | 0            | 0           | 0           | 0          | 0            | 0        | 0        | 0                 |
| Total Enrollment | 215,426      | 0           | 0           | 0          | 55,957       | 159,469  | 0        | 0                 |

# Managed Care Enrollment by County by Market Segment by Company 3Q2005

AVMED, INC.

NAIC Company Code

95263

|                  | COUNTY TOTAL | SMALL GROUP | LARGE GROUP | INDIVIDUAL | HEALTHY KIDS | MEDICAID | MEDICARE | FEDERAL EMPLOYEES |
|------------------|--------------|-------------|-------------|------------|--------------|----------|----------|-------------------|
| Alachua          | 10,729       | 191         | 10,537      | 0          | 0            | 0        | 0        | 1                 |
| Baker            | 1,806        | 5           | 1,801       | 0          | 0            | 0        | 0        | 0                 |
| Bay              | 0            | 0           | 0           | 0          | 0            | 0        | 0        | 0                 |
| Bradford         | 1,746        | 25          | 1,721       | 0          | 0            | 0        | 0        | 0                 |
| Brevard          | 0            | 0           | 0           | 0          | 0            | 0        | 0        | 0                 |
| Broward          | 44,906       | 696         | 31,020      | 0          | 0            | 0        | 11,815   | 1,375             |
| Calhoun          | 0            | 0           | 0           | 0          | 0            | 0        | 0        | 0                 |
| Charlotte        | 0            | 0           | 0           | 0          | 0            | 0        | 0        | 0                 |
| Citrus           | 741          | 19          | 722         | 0          | 0            | 0        | 0        | 0                 |
| Clay             | 1,645        | 16          | 1,629       | 0          | 0            | 0        | 0        | 0                 |
| Collier          | 0            | 0           | 0           | 0          | 0            | 0        | 0        | 0                 |
| Columbia         | 2,529        | 91          | 2,438       | 0          | 0            | 0        | 0        | 0                 |
| De Soto          | 0            | 0           | 0           | 0          | 0            | 0        | 0        | 0                 |
| Dixie            | 330          | 4           | 326         | 0          | 0            | 0        | 0        | 0                 |
| Duval            | 7,815        | 86          | 7,729       | 0          | 0            | 0        | 0        | 0                 |
| Escambia         | 0            | 0           | 0           | 0          | 0            | 0        | 0        | 0                 |
| Flagler          | 0            | 0           | 0           | 0          | 0            | 0        | 0        | 0                 |
| Franklin         | 0            | 0           | 0           | 0          | 0            | 0        | 0        | 0                 |
| Gadsden          | 0            | 0           | 0           | 0          | 0            | 0        | 0        | 0                 |
| Gilchrist        | 585          | 4           | 581         | 0          | 0            | 0        | 0        | 0                 |
| Glades           | 0            | 0           | 0           | 0          | 0            | 0        | 0        | 0                 |
| Gulf             | 0            | 0           | 0           | 0          | 0            | 0        | 0        | 0                 |
| Hamilton         | 634          | 17          | 617         | 0          | 0            | 0        | 0        | 0                 |
| Hardee           | 0            | 0           | 0           | 0          | 0            | 0        | 0        | 0                 |
| Hendry           | 0            | 0           | 0           | 0          | 0            | 0        | 0        | 0                 |
| Hernando         | 1,100        | 28          | 1,072       | 0          | 0            | 0        | 0        | 0                 |
| Highlands        | 0            | 0           | 0           | 0          | 0            | 0        | 0        | 0                 |
| Hillsborough     | 9,368        | 79          | 9,289       | 0          | 0            | 0        | 0        | 0                 |
| Holmes           | 0            | 0           | 0           | 0          | 0            | 0        | 0        | 0                 |
| Indian River     | 0            | 0           | 0           | 0          | 0            | 0        | 0        | 0                 |
| Jackson          | 0            | 0           | 0           | 0          | 0            | 0        | 0        | 0                 |
| Jefferson        | 0            | 0           | 0           | 0          | 0            | 0        | 0        | 0                 |
| Lafayette        | 0            | 0           | 0           | 0          | 0            | 0        | 0        | 0                 |
| Lake             | 0            | 0           | 0           | 0          | 0            | 0        | 0        | 0                 |
| Lee              | 401          | 5           | 392         | 0          | 0            | 0        | 0        | 4                 |
| Leon             | 0            | 0           | 0           | 0          | 0            | 0        | 0        | 0                 |
| Levy             | 1,403        | 45          | 1,358       | 0          | 0            | 0        | 0        | 0                 |
| Liberty          | 0            | 0           | 0           | 0          | 0            | 0        | 0        | 0                 |
| Madison          | 0            | 0           | 0           | 0          | 0            | 0        | 0        | 0                 |
| Manatee          | 0            | 0           | 0           | 0          | 0            | 0        | 0        | 0                 |
| Marion           | 1,476        | 20          | 1,456       | 0          | 0            | 0        | 0        | 0                 |
| Martin           | 0            | 0           | 0           | 0          | 0            | 0        | 0        | 0                 |
| Miami-Dade       | 77,291       | 840         | 66,017      | 0          | 0            | 0        | 7,872    | 2,562             |
| Monroe           | 0            | 0           | 0           | 0          | 0            | 0        | 0        | 0                 |
| Nassau           | 660          | 8           | 652         | 0          | 0            | 0        | 0        | 0                 |
| Okaloosa         | 0            | 0           | 0           | 0          | 0            | 0        | 0        | 0                 |
| Okeechobee       | 0            | 0           | 0           | 0          | 0            | 0        | 0        | 0                 |
| Orange           | 8,019        | 15          | 8,003       | 0          | 0            | 0        | 0        | 1                 |
| Osceola          | 1,251        | 3           | 1,248       | 0          | 0            | 0        | 0        | 0                 |
| Other            | 0            | 0           | 0           | 0          | 0            | 0        | 0        | 0                 |
| Palm Beach       | 6,973        | 140         | 6,360       | 0          | 0            | 0        | 0        | 473               |
| Pasco            | 2,856        | 34          | 2,821       | 0          | 0            | 0        | 0        | 1                 |
| Pinellas         | 4,767        | 98          | 4,669       | 0          | 0            | 0        | 0        | 0                 |
| Polk             | 781          | 1           | 777         | 0          | 0            | 0        | 0        | 3                 |
| Putnam           | 0            | 0           | 0           | 0          | 0            | 0        | 0        | 0                 |
| Santa Rosa       | 0            | 0           | 0           | 0          | 0            | 0        | 0        | 0                 |
| Sarasota         | 335          | 0           | 335         | 0          | 0            | 0        | 0        | 0                 |
| Seminole         | 3,273        | 15          | 3,257       | 0          | 0            | 0        | 0        | 1                 |
| St. Johns        | 704          | 10          | 694         | 0          | 0            | 0        | 0        | 0                 |
| St. Lucie        | 0            | 0           | 0           | 0          | 0            | 0        | 0        | 0                 |
| Sumter           | 0            | 0           | 0           | 0          | 0            | 0        | 0        | 0                 |
| Suwannee         | 1,558        | 59          | 1,499       | 0          | 0            | 0        | 0        | 0                 |
| Taylor           | 0            | 0           | 0           | 0          | 0            | 0        | 0        | 0                 |
| Union            | 1,221        | 3           | 1,218       | 0          | 0            | 0        | 0        | 0                 |
| Volusia          | 0            | 0           | 0           | 0          | 0            | 0        | 0        | 0                 |
| Wakulla          | 0            | 0           | 0           | 0          | 0            | 0        | 0        | 0                 |
| Walton           | 0            | 0           | 0           | 0          | 0            | 0        | 0        | 0                 |
| Washington       | 0            | 0           | 0           | 0          | 0            | 0        | 0        | 0                 |
| Total Enrollment | 196,903      | 2,557       | 170,238     | 0          | 0            | 0        | 19,687   | 4,421             |

# Managed Care Enrollment by County by Market Segment by Company 3Q2005

CAPITAL HEALTH PLAN, INC.

NAIC Company Code

95112

|                  | COUNTY TOTAL | SMALL GROUP | LARGE GROUP | INDIVIDUAL | HEALTHY KIDS | MEDICAID | MEDICARE | FEDERAL EMPLOYEES |
|------------------|--------------|-------------|-------------|------------|--------------|----------|----------|-------------------|
| Alachua          | 0            | 0           | 0           | 0          | 0            | 0        | 0        | 0                 |
| Baker            | 0            | 0           | 0           | 0          | 0            | 0        | 0        | 0                 |
| Bay              | 0            | 0           | 0           | 0          | 0            | 0        | 0        | 0                 |
| Bradford         | 0            | 0           | 0           | 0          | 0            | 0        | 0        | 0                 |
| Brevard          | 0            | 0           | 0           | 0          | 0            | 0        | 0        | 0                 |
| Broward          | 0            | 0           | 0           | 0          | 0            | 0        | 0        | 0                 |
| Calhoun          | 0            | 0           | 0           | 0          | 0            | 0        | 0        | 0                 |
| Charlotte        | 0            | 0           | 0           | 0          | 0            | 0        | 0        | 0                 |
| Citrus           | 0            | 0           | 0           | 0          | 0            | 0        | 0        | 0                 |
| Clay             | 0            | 0           | 0           | 0          | 0            | 0        | 0        | 0                 |
| Collier          | 0            | 0           | 0           | 0          | 0            | 0        | 0        | 0                 |
| Columbia         | 0            | 0           | 0           | 0          | 0            | 0        | 0        | 0                 |
| De Soto          | 0            | 0           | 0           | 0          | 0            | 0        | 0        | 0                 |
| Dixie            | 0            | 0           | 0           | 0          | 0            | 0        | 0        | 0                 |
| Duval            | 0            | 0           | 0           | 0          | 0            | 0        | 0        | 0                 |
| Escambia         | 0            | 0           | 0           | 0          | 0            | 0        | 0        | 0                 |
| Flagler          | 0            | 0           | 0           | 0          | 0            | 0        | 0        | 0                 |
| Franklin         | 0            | 0           | 0           | 0          | 0            | 0        | 0        | 0                 |
| Gadsden          | 12,126       | 1,549       | 9,505       | 0          | 0            | 0        | 804      | 268               |
| Gilchrist        | 0            | 0           | 0           | 0          | 0            | 0        | 0        | 0                 |
| Glades           | 0            | 0           | 0           | 0          | 0            | 0        | 0        | 0                 |
| Gulf             | 0            | 0           | 0           | 0          | 0            | 0        | 0        | 0                 |
| Hamilton         | 0            | 0           | 0           | 0          | 0            | 0        | 0        | 0                 |
| Hardee           | 0            | 0           | 0           | 0          | 0            | 0        | 0        | 0                 |
| Hendry           | 0            | 0           | 0           | 0          | 0            | 0        | 0        | 0                 |
| Hernando         | 0            | 0           | 0           | 0          | 0            | 0        | 0        | 0                 |
| Highlands        | 0            | 0           | 0           | 0          | 0            | 0        | 0        | 0                 |
| Hillsborough     | 0            | 0           | 0           | 0          | 0            | 0        | 0        | 0                 |
| Holmes           | 0            | 0           | 0           | 0          | 0            | 0        | 0        | 0                 |
| Indian River     | 0            | 0           | 0           | 0          | 0            | 0        | 0        | 0                 |
| Jackson          | 0            | 0           | 0           | 0          | 0            | 0        | 0        | 0                 |
| Jefferson        | 3,724        | 648         | 2,733       | 0          | 0            | 0        | 247      | 96                |
| Lafayette        | 0            | 0           | 0           | 0          | 0            | 0        | 0        | 0                 |
| Lake             | 0            | 0           | 0           | 0          | 0            | 0        | 0        | 0                 |
| Lee              | 0            | 0           | 0           | 0          | 0            | 0        | 0        | 0                 |
| Leon             | 86,685       | 14,727      | 65,880      | 0          | 0            | 0        | 4,231    | 1,847             |
| Levy             | 0            | 0           | 0           | 0          | 0            | 0        | 0        | 0                 |
| Liberty          | 0            | 0           | 0           | 0          | 0            | 0        | 0        | 0                 |
| Madison          | 0            | 0           | 0           | 0          | 0            | 0        | 0        | 0                 |
| Manatee          | 0            | 0           | 0           | 0          | 0            | 0        | 0        | 0                 |
| Marion           | 0            | 0           | 0           | 0          | 0            | 0        | 0        | 0                 |
| Martin           | 0            | 0           | 0           | 0          | 0            | 0        | 0        | 0                 |
| Miami-Dade       | 0            | 0           | 0           | 0          | 0            | 0        | 0        | 0                 |
| Monroe           | 0            | 0           | 0           | 0          | 0            | 0        | 0        | 0                 |
| Nassau           | 0            | 0           | 0           | 0          | 0            | 0        | 0        | 0                 |
| Okaloosa         | 0            | 0           | 0           | 0          | 0            | 0        | 0        | 0                 |
| Okeechobee       | 0            | 0           | 0           | 0          | 0            | 0        | 0        | 0                 |
| Orange           | 0            | 0           | 0           | 0          | 0            | 0        | 0        | 0                 |
| Osceola          | 0            | 0           | 0           | 0          | 0            | 0        | 0        | 0                 |
| Other            | 0            | 0           | 0           | 0          | 0            | 0        | 0        | 0                 |
| Palm Beach       | 0            | 0           | 0           | 0          | 0            | 0        | 0        | 0                 |
| Pasco            | 0            | 0           | 0           | 0          | 0            | 0        | 0        | 0                 |
| Pinellas         | 0            | 0           | 0           | 0          | 0            | 0        | 0        | 0                 |
| Polk             | 0            | 0           | 0           | 0          | 0            | 0        | 0        | 0                 |
| Putnam           | 0            | 0           | 0           | 0          | 0            | 0        | 0        | 0                 |
| Santa Rosa       | 0            | 0           | 0           | 0          | 0            | 0        | 0        | 0                 |
| Sarasota         | 0            | 0           | 0           | 0          | 0            | 0        | 0        | 0                 |
| Seminole         | 0            | 0           | 0           | 0          | 0            | 0        | 0        | 0                 |
| St. Johns        | 0            | 0           | 0           | 0          | 0            | 0        | 0        | 0                 |
| St. Lucie        | 0            | 0           | 0           | 0          | 0            | 0        | 0        | 0                 |
| Sumter           | 0            | 0           | 0           | 0          | 0            | 0        | 0        | 0                 |
| Suwannee         | 0            | 0           | 0           | 0          | 0            | 0        | 0        | 0                 |
| Taylor           | 0            | 0           | 0           | 0          | 0            | 0        | 0        | 0                 |
| Union            | 0            | 0           | 0           | 0          | 0            | 0        | 0        | 0                 |
| Volusia          | 0            | 0           | 0           | 0          | 0            | 0        | 0        | 0                 |
| Wakulla          | 9,324        | 1,466       | 7,009       | 0          | 0            | 0        | 546      | 303               |
| Walton           | 0            | 0           | 0           | 0          | 0            | 0        | 0        | 0                 |
| Washington       | 0            | 0           | 0           | 0          | 0            | 0        | 0        | 0                 |
| Total Enrollment | 111,859      | 18,390      | 85,127      | 0          | 0            | 0        | 5,828    | 2,514             |

# Managed Care Enrollment by County by Market Segment by Company 3Q2005

CAREPLUS HEALTH PLANS, INC.

NAIC Company Code

95092

|                  | COUNTY TOTAL | SMALL GROUP | LARGE GROUP | INDIVIDUAL | HEALTHY KIDS | MEDICAID | MEDICARE | FEDERAL EMPLOYEES |
|------------------|--------------|-------------|-------------|------------|--------------|----------|----------|-------------------|
| Alachua          | 0            | 0           | 0           | 0          | 0            | 0        | 0        | 0                 |
| Baker            | 0            | 0           | 0           | 0          | 0            | 0        | 0        | 0                 |
| Bay              | 0            | 0           | 0           | 0          | 0            | 0        | 0        | 0                 |
| Bradford         | 0            | 0           | 0           | 0          | 0            | 0        | 0        | 0                 |
| Brevard          | 0            | 0           | 0           | 0          | 0            | 0        | 0        | 0                 |
| Broward          | 18,935       | 0           | 0           | 0          | 0            | 0        | 18,935   | 0                 |
| Calhoun          | 0            | 0           | 0           | 0          | 0            | 0        | 0        | 0                 |
| Charlotte        | 0            | 0           | 0           | 0          | 0            | 0        | 0        | 0                 |
| Citrus           | 0            | 0           | 0           | 0          | 0            | 0        | 0        | 0                 |
| Clay             | 0            | 0           | 0           | 0          | 0            | 0        | 0        | 0                 |
| Collier          | 0            | 0           | 0           | 0          | 0            | 0        | 0        | 0                 |
| Columbia         | 0            | 0           | 0           | 0          | 0            | 0        | 0        | 0                 |
| De Soto          | 0            | 0           | 0           | 0          | 0            | 0        | 0        | 0                 |
| Dixie            | 0            | 0           | 0           | 0          | 0            | 0        | 0        | 0                 |
| Duval            | 0            | 0           | 0           | 0          | 0            | 0        | 0        | 0                 |
| Escambia         | 0            | 0           | 0           | 0          | 0            | 0        | 0        | 0                 |
| Flagler          | 0            | 0           | 0           | 0          | 0            | 0        | 0        | 0                 |
| Franklin         | 0            | 0           | 0           | 0          | 0            | 0        | 0        | 0                 |
| Gadsden          | 0            | 0           | 0           | 0          | 0            | 0        | 0        | 0                 |
| Gilchrist        | 0            | 0           | 0           | 0          | 0            | 0        | 0        | 0                 |
| Glades           | 0            | 0           | 0           | 0          | 0            | 0        | 0        | 0                 |
| Gulf             | 0            | 0           | 0           | 0          | 0            | 0        | 0        | 0                 |
| Hamilton         | 0            | 0           | 0           | 0          | 0            | 0        | 0        | 0                 |
| Hardee           | 0            | 0           | 0           | 0          | 0            | 0        | 0        | 0                 |
| Hendry           | 0            | 0           | 0           | 0          | 0            | 0        | 0        | 0                 |
| Hernando         | 0            | 0           | 0           | 0          | 0            | 0        | 0        | 0                 |
| Highlands        | 0            | 0           | 0           | 0          | 0            | 0        | 0        | 0                 |
| Hillsborough     | 10           | 0           | 0           | 0          | 0            | 0        | 10       | 0                 |
| Holmes           | 0            | 0           | 0           | 0          | 0            | 0        | 0        | 0                 |
| Indian River     | 0            | 0           | 0           | 0          | 0            | 0        | 0        | 0                 |
| Jackson          | 0            | 0           | 0           | 0          | 0            | 0        | 0        | 0                 |
| Jefferson        | 0            | 0           | 0           | 0          | 0            | 0        | 0        | 0                 |
| Lafayette        | 0            | 0           | 0           | 0          | 0            | 0        | 0        | 0                 |
| Lake             | 0            | 0           | 0           | 0          | 0            | 0        | 0        | 0                 |
| Lee              | 0            | 0           | 0           | 0          | 0            | 0        | 0        | 0                 |
| Leon             | 0            | 0           | 0           | 0          | 0            | 0        | 0        | 0                 |
| Levy             | 0            | 0           | 0           | 0          | 0            | 0        | 0        | 0                 |
| Liberty          | 0            | 0           | 0           | 0          | 0            | 0        | 0        | 0                 |
| Madison          | 0            | 0           | 0           | 0          | 0            | 0        | 0        | 0                 |
| Manatee          | 0            | 0           | 0           | 0          | 0            | 0        | 0        | 0                 |
| Marion           | 0            | 0           | 0           | 0          | 0            | 0        | 0        | 0                 |
| Martin           | 0            | 0           | 0           | 0          | 0            | 0        | 0        | 0                 |
| Miami-Dade       | 27,965       | 0           | 0           | 0          | 0            | 0        | 27,965   | 0                 |
| Monroe           | 0            | 0           | 0           | 0          | 0            | 0        | 0        | 0                 |
| Nassau           | 0            | 0           | 0           | 0          | 0            | 0        | 0        | 0                 |
| Okaloosa         | 0            | 0           | 0           | 0          | 0            | 0        | 0        | 0                 |
| Okeechobee       | 0            | 0           | 0           | 0          | 0            | 0        | 0        | 0                 |
| Orange           | 0            | 0           | 0           | 0          | 0            | 0        | 0        | 0                 |
| Osceola          | 0            | 0           | 0           | 0          | 0            | 0        | 0        | 0                 |
| Other            | 0            | 0           | 0           | 0          | 0            | 0        | 0        | 0                 |
| Palm Beach       | 2,470        | 0           | 0           | 0          | 0            | 0        | 2,470    | 0                 |
| Pasco            | 0            | 0           | 0           | 0          | 0            | 0        | 0        | 0                 |
| Pinellas         | 0            | 0           | 0           | 0          | 0            | 0        | 0        | 0                 |
| Polk             | 0            | 0           | 0           | 0          | 0            | 0        | 0        | 0                 |
| Putnam           | 0            | 0           | 0           | 0          | 0            | 0        | 0        | 0                 |
| Santa Rosa       | 0            | 0           | 0           | 0          | 0            | 0        | 0        | 0                 |
| Sarasota         | 0            | 0           | 0           | 0          | 0            | 0        | 0        | 0                 |
| Seminole         | 0            | 0           | 0           | 0          | 0            | 0        | 0        | 0                 |
| St. Johns        | 0            | 0           | 0           | 0          | 0            | 0        | 0        | 0                 |
| St. Lucie        | 0            | 0           | 0           | 0          | 0            | 0        | 0        | 0                 |
| Sumter           | 0            | 0           | 0           | 0          | 0            | 0        | 0        | 0                 |
| Suwannee         | 0            | 0           | 0           | 0          | 0            | 0        | 0        | 0                 |
| Taylor           | 0            | 0           | 0           | 0          | 0            | 0        | 0        | 0                 |
| Union            | 0            | 0           | 0           | 0          | 0            | 0        | 0        | 0                 |
| Volusia          | 0            | 0           | 0           | 0          | 0            | 0        | 0        | 0                 |
| Wakulla          | 0            | 0           | 0           | 0          | 0            | 0        | 0        | 0                 |
| Walton           | 0            | 0           | 0           | 0          | 0            | 0        | 0        | 0                 |
| Washington       | 0            | 0           | 0           | 0          | 0            | 0        | 0        | 0                 |
| Total Enrollment | 49,380       | 0           | 0           | 0          | 0            | 0        | 49,380   | 0                 |

# Managed Care Enrollment by County by Market Segment by Company 3Q2005

CIGNA HEALTHCARE OF FLORIDA, INC.

NAIC Company Code

95136

|                  | COUNTY TOTAL | SMALL GROUP | LARGE GROUP | INDIVIDUAL | HEALTHY KIDS | MEDICAID | MEDICARE | FEDERAL EMPLOYEES |
|------------------|--------------|-------------|-------------|------------|--------------|----------|----------|-------------------|
| Alachua          | 26           | 0           | 26          | 0          | 0            | 0        | 0        | 0                 |
| Baker            | 3            | 0           | 3           | 0          | 0            | 0        | 0        | 0                 |
| Bay              | 0            | 0           | 0           | 0          | 0            | 0        | 0        | 0                 |
| Bradford         | 7            | 0           | 7           | 0          | 0            | 0        | 0        | 0                 |
| Brevard          | 1,190        | 1           | 1,184       | 5          | 0            | 0        | 0        | 0                 |
| Broward          | 9,984        | 49          | 9,914       | 21         | 0            | 0        | 0        | 0                 |
| Calhoun          | 0            | 0           | 0           | 0          | 0            | 0        | 0        | 0                 |
| Charlotte        | 11           | 0           | 11          | 0          | 0            | 0        | 0        | 0                 |
| Citrus           | 16           | 0           | 16          | 0          | 0            | 0        | 0        | 0                 |
| Clay             | 0            | 0           | 0           | 0          | 0            | 0        | 0        | 0                 |
| Collier          | 37           | 0           | 37          | 0          | 0            | 0        | 0        | 0                 |
| Columbia         | 7            | 0           | 7           | 0          | 0            | 0        | 0        | 0                 |
| De Soto          | 13           | 0           | 13          | 0          | 0            | 0        | 0        | 0                 |
| Dixie            | 1            | 0           | 1           | 0          | 0            | 0        | 0        | 0                 |
| Duval            | 1,137        | 4           | 1,130       | 3          | 0            | 0        | 0        | 0                 |
| Escambia         | 6            | 0           | 6           | 0          | 0            | 0        | 0        | 0                 |
| Flagler          | 18           | 0           | 18          | 0          | 0            | 0        | 0        | 0                 |
| Franklin         | 0            | 0           | 0           | 0          | 0            | 0        | 0        | 0                 |
| Gadsden          | 0            | 0           | 0           | 0          | 0            | 0        | 0        | 0                 |
| Gilchrist        | 0            | 0           | 0           | 0          | 0            | 0        | 0        | 0                 |
| Glades           | 1            | 0           | 1           | 0          | 0            | 0        | 0        | 0                 |
| Gulf             | 0            | 0           | 0           | 0          | 0            | 0        | 0        | 0                 |
| Hamilton         | 4            | 0           | 4           | 0          | 0            | 0        | 0        | 0                 |
| Hardee           | 3            | 0           | 3           | 0          | 0            | 0        | 0        | 0                 |
| Hendry           | 24           | 0           | 22          | 2          | 0            | 0        | 0        | 0                 |
| Hernando         | 292          | 0           | 292         | 0          | 0            | 0        | 0        | 0                 |
| Highlands        | 12           | 0           | 12          | 0          | 0            | 0        | 0        | 0                 |
| Hillsborough     | 9,355        | 19          | 9,290       | 46         | 0            | 0        | 0        | 0                 |
| Holmes           | 0            | 0           | 0           | 0          | 0            | 0        | 0        | 0                 |
| Indian River     | 38           | 1           | 37          | 0          | 0            | 0        | 0        | 0                 |
| Jackson          | 0            | 0           | 0           | 0          | 0            | 0        | 0        | 0                 |
| Jefferson        | 6            | 0           | 6           | 0          | 0            | 0        | 0        | 0                 |
| Lafayette        | 0            | 0           | 0           | 0          | 0            | 0        | 0        | 0                 |
| Lake             | 629          | 3           | 624         | 2          | 0            | 0        | 0        | 0                 |
| Lee              | 70           | 0           | 70          | 0          | 0            | 0        | 0        | 0                 |
| Leon             | 4            | 0           | 4           | 0          | 0            | 0        | 0        | 0                 |
| Levy             | 4            | 0           | 4           | 0          | 0            | 0        | 0        | 0                 |
| Liberty          | 0            | 0           | 0           | 0          | 0            | 0        | 0        | 0                 |
| Madison          | 0            | 0           | 0           | 0          | 0            | 0        | 0        | 0                 |
| Manatee          | 203          | 1           | 202         | 0          | 0            | 0        | 0        | 0                 |
| Marion           | 75           | 0           | 75          | 0          | 0            | 0        | 0        | 0                 |
| Martin           | 139          | 5           | 134         | 0          | 0            | 0        | 0        | 0                 |
| Miami-Dade       | 7,057        | 13          | 7,031       | 13         | 0            | 0        | 0        | 0                 |
| Monroe           | 15           | 0           | 13          | 2          | 0            | 0        | 0        | 0                 |
| Nassau           | 63           | 0           | 63          | 0          | 0            | 0        | 0        | 0                 |
| Okaloosa         | 0            | 0           | 0           | 0          | 0            | 0        | 0        | 0                 |
| Okeechobee       | 22           | 0           | 22          | 0          | 0            | 0        | 0        | 0                 |
| Orange           | 9,168        | 2           | 9,141       | 25         | 0            | 0        | 0        | 0                 |
| Osceola          | 5,484        | 0           | 5,481       | 3          | 0            | 0        | 0        | 0                 |
| Other            | 711          | 2           | 708         | 1          | 0            | 0        | 0        | 0                 |
| Palm Beach       | 7,475        | 58          | 7,384       | 33         | 0            | 0        | 0        | 0                 |
| Pasco            | 2,906        | 6           | 2,890       | 10         | 0            | 0        | 0        | 0                 |
| Pinellas         | 7,730        | 22          | 7,653       | 55         | 0            | 0        | 0        | 0                 |
| Polk             | 1,471        | 1           | 1,467       | 3          | 0            | 0        | 0        | 0                 |
| Putnam           | 6            | 0           | 5           | 1          | 0            | 0        | 0        | 0                 |
| Santa Rosa       | 3            | 0           | 3           | 0          | 0            | 0        | 0        | 0                 |
| Sarasota         | 95           | 0           | 95          | 0          | 0            | 0        | 0        | 0                 |
| Seminole         | 10,038       | 2           | 10,014      | 22         | 0            | 0        | 0        | 0                 |
| St. Johns        | 0            | 0           | 0           | 0          | 0            | 0        | 0        | 0                 |
| St. Lucie        | 0            | 0           | 0           | 0          | 0            | 0        | 0        | 0                 |
| Sumter           | 17           | 0           | 17          | 0          | 0            | 0        | 0        | 0                 |
| Suwannee         | 4            | 0           | 4           | 0          | 0            | 0        | 0        | 0                 |
| Taylor           | 0            | 0           | 0           | 0          | 0            | 0        | 0        | 0                 |
| Union            | 4            | 0           | 4           | 0          | 0            | 0        | 0        | 0                 |
| Volusia          | 1,315        | 0           | 1,312       | 3          | 0            | 0        | 0        | 0                 |
| Wakulla          | 0            | 0           | 0           | 0          | 0            | 0        | 0        | 0                 |
| Walton           | 2            | 0           | 2           | 0          | 0            | 0        | 0        | 0                 |
| Washington       | 2            | 0           | 2           | 0          | 0            | 0        | 0        | 0                 |
| Total Enrollment | 76,903       | 189         | 76,464      | 250        | 0            | 0        | 0        | 0                 |

# Managed Care Enrollment by County by Market Segment by Company 3Q2005

CITRUS HEALTH CARE, INC.

NAIC Company Code

11836

|                  | COUNTY TOTAL | SMALL GROUP | LARGE GROUP | INDIVIDUAL | HEALTHY KIDS | MEDICAID | MEDICARE | FEDERAL EMPLOYEES |
|------------------|--------------|-------------|-------------|------------|--------------|----------|----------|-------------------|
| Alachua          | 0            | 0           | 0           | 0          | 0            | 0        | 0        | 0                 |
| Baker            | 0            | 0           | 0           | 0          | 0            | 0        | 0        | 0                 |
| Bay              | 0            | 0           | 0           | 0          | 0            | 0        | 0        | 0                 |
| Bradford         | 0            | 0           | 0           | 0          | 0            | 0        | 0        | 0                 |
| Brevard          | 0            | 0           | 0           | 0          | 0            | 0        | 0        | 0                 |
| Broward          | 0            | 0           | 0           | 0          | 0            | 0        | 0        | 0                 |
| Calhoun          | 0            | 0           | 0           | 0          | 0            | 0        | 0        | 0                 |
| Charlotte        | 0            | 0           | 0           | 0          | 0            | 0        | 0        | 0                 |
| Citrus           | 0            | 0           | 0           | 0          | 0            | 0        | 0        | 0                 |
| Clay             | 0            | 0           | 0           | 0          | 0            | 0        | 0        | 0                 |
| Collier          | 0            | 0           | 0           | 0          | 0            | 0        | 0        | 0                 |
| Columbia         | 0            | 0           | 0           | 0          | 0            | 0        | 0        | 0                 |
| De Soto          | 0            | 0           | 0           | 0          | 0            | 0        | 0        | 0                 |
| Dixie            | 0            | 0           | 0           | 0          | 0            | 0        | 0        | 0                 |
| Duval            | 0            | 0           | 0           | 0          | 0            | 0        | 0        | 0                 |
| Escambia         | 0            | 0           | 0           | 0          | 0            | 0        | 0        | 0                 |
| Flagler          | 0            | 0           | 0           | 0          | 0            | 0        | 0        | 0                 |
| Franklin         | 0            | 0           | 0           | 0          | 0            | 0        | 0        | 0                 |
| Gadsden          | 0            | 0           | 0           | 0          | 0            | 0        | 0        | 0                 |
| Gilchrist        | 0            | 0           | 0           | 0          | 0            | 0        | 0        | 0                 |
| Glades           | 0            | 0           | 0           | 0          | 0            | 0        | 0        | 0                 |
| Gulf             | 0            | 0           | 0           | 0          | 0            | 0        | 0        | 0                 |
| Hamilton         | 0            | 0           | 0           | 0          | 0            | 0        | 0        | 0                 |
| Hardee           | 0            | 0           | 0           | 0          | 0            | 0        | 0        | 0                 |
| Hendry           | 0            | 0           | 0           | 0          | 0            | 0        | 0        | 0                 |
| Hernando         | 0            | 0           | 0           | 0          | 0            | 0        | 0        | 0                 |
| Highlands        | 0            | 0           | 0           | 0          | 0            | 0        | 0        | 0                 |
| Hillsborough     | 4,204        | 0           | 0           | 393        | 0            | 3,735    | 76       | 0                 |
| Holmes           | 0            | 0           | 0           | 0          | 0            | 0        | 0        | 0                 |
| Indian River     | 0            | 0           | 0           | 0          | 0            | 0        | 0        | 0                 |
| Jackson          | 0            | 0           | 0           | 0          | 0            | 0        | 0        | 0                 |
| Jefferson        | 0            | 0           | 0           | 0          | 0            | 0        | 0        | 0                 |
| Lafayette        | 0            | 0           | 0           | 0          | 0            | 0        | 0        | 0                 |
| Lake             | 9            | 0           | 0           | 9          | 0            | 0        | 0        | 0                 |
| Lee              | 0            | 0           | 0           | 0          | 0            | 0        | 0        | 0                 |
| Leon             | 0            | 0           | 0           | 0          | 0            | 0        | 0        | 0                 |
| Levy             | 0            | 0           | 0           | 0          | 0            | 0        | 0        | 0                 |
| Liberty          | 0            | 0           | 0           | 0          | 0            | 0        | 0        | 0                 |
| Madison          | 0            | 0           | 0           | 0          | 0            | 0        | 0        | 0                 |
| Manatee          | 0            | 0           | 0           | 0          | 0            | 0        | 0        | 0                 |
| Marion           | 0            | 0           | 0           | 0          | 0            | 0        | 0        | 0                 |
| Martin           | 0            | 0           | 0           | 0          | 0            | 0        | 0        | 0                 |
| Miami-Dade       | 0            | 0           | 0           | 0          | 0            | 0        | 0        | 0                 |
| Monroe           | 0            | 0           | 0           | 0          | 0            | 0        | 0        | 0                 |
| Nassau           | 0            | 0           | 0           | 0          | 0            | 0        | 0        | 0                 |
| Okaloosa         | 0            | 0           | 0           | 0          | 0            | 0        | 0        | 0                 |
| Okeechobee       | 0            | 0           | 0           | 0          | 0            | 0        | 0        | 0                 |
| Orange           | 57           | 0           | 0           | 57         | 0            | 0        | 0        | 0                 |
| Osceola          | 15           | 0           | 0           | 15         | 0            | 0        | 0        | 0                 |
| Other            | 80           | 0           | 0           | 1          | 0            | 64       | 15       | 0                 |
| Palm Beach       | 0            | 0           | 0           | 0          | 0            | 0        | 0        | 0                 |
| Pasco            | 1,453        | 0           | 0           | 178        | 0            | 1,262    | 13       | 0                 |
| Pinellas         | 3,232        | 0           | 0           | 513        | 0            | 2,675    | 44       | 0                 |
| Polk             | 2,800        | 0           | 0           | 37         | 0            | 2,447    | 316      | 0                 |
| Putnam           | 0            | 0           | 0           | 0          | 0            | 0        | 0        | 0                 |
| Santa Rosa       | 0            | 0           | 0           | 0          | 0            | 0        | 0        | 0                 |
| Sarasota         | 0            | 0           | 0           | 0          | 0            | 0        | 0        | 0                 |
| Seminole         | 14           | 0           | 0           | 14         | 0            | 0        | 0        | 0                 |
| St. Johns        | 0            | 0           | 0           | 0          | 0            | 0        | 0        | 0                 |
| St. Lucie        | 0            | 0           | 0           | 0          | 0            | 0        | 0        | 0                 |
| Sumter           | 0            | 0           | 0           | 0          | 0            | 0        | 0        | 0                 |
| Suwannee         | 0            | 0           | 0           | 0          | 0            | 0        | 0        | 0                 |
| Taylor           | 0            | 0           | 0           | 0          | 0            | 0        | 0        | 0                 |
| Union            | 0            | 0           | 0           | 0          | 0            | 0        | 0        | 0                 |
| Volusia          | 0            | 0           | 0           | 0          | 0            | 0        | 0        | 0                 |
| Wakulla          | 0            | 0           | 0           | 0          | 0            | 0        | 0        | 0                 |
| Walton           | 0            | 0           | 0           | 0          | 0            | 0        | 0        | 0                 |
| Washington       | 0            | 0           | 0           | 0          | 0            | 0        | 0        | 0                 |
| Total Enrollment | 11,864       | 0           | 0           | 1,217      | 0            | 10,183   | 464      | 0                 |

# Managed Care Enrollment by County by Market Segment by Company 3Q2005

**DOCTORCARE, INC.**

NAIC Company Code

11960

|                  | COUNTY TOTAL | SMALL GROUP | LARGE GROUP | INDIVIDUAL | HEALTHY KIDS | MEDICAID | MEDICARE | FEDERAL EMPLOYEES |
|------------------|--------------|-------------|-------------|------------|--------------|----------|----------|-------------------|
| Alachua          | 0            | 0           | 0           | 0          | 0            | 0        | 0        | 0                 |
| Baker            | 0            | 0           | 0           | 0          | 0            | 0        | 0        | 0                 |
| Bay              | 0            | 0           | 0           | 0          | 0            | 0        | 0        | 0                 |
| Bradford         | 0            | 0           | 0           | 0          | 0            | 0        | 0        | 0                 |
| Brevard          | 0            | 0           | 0           | 0          | 0            | 0        | 0        | 0                 |
| Broward          | 0            | 0           | 0           | 0          | 0            | 0        | 0        | 0                 |
| Calhoun          | 0            | 0           | 0           | 0          | 0            | 0        | 0        | 0                 |
| Charlotte        | 0            | 0           | 0           | 0          | 0            | 0        | 0        | 0                 |
| Citrus           | 0            | 0           | 0           | 0          | 0            | 0        | 0        | 0                 |
| Clay             | 0            | 0           | 0           | 0          | 0            | 0        | 0        | 0                 |
| Collier          | 0            | 0           | 0           | 0          | 0            | 0        | 0        | 0                 |
| Columbia         | 0            | 0           | 0           | 0          | 0            | 0        | 0        | 0                 |
| De Soto          | 0            | 0           | 0           | 0          | 0            | 0        | 0        | 0                 |
| Dixie            | 0            | 0           | 0           | 0          | 0            | 0        | 0        | 0                 |
| Duval            | 0            | 0           | 0           | 0          | 0            | 0        | 0        | 0                 |
| Escambia         | 0            | 0           | 0           | 0          | 0            | 0        | 0        | 0                 |
| Flagler          | 0            | 0           | 0           | 0          | 0            | 0        | 0        | 0                 |
| Franklin         | 0            | 0           | 0           | 0          | 0            | 0        | 0        | 0                 |
| Gadsden          | 0            | 0           | 0           | 0          | 0            | 0        | 0        | 0                 |
| Gilchrist        | 0            | 0           | 0           | 0          | 0            | 0        | 0        | 0                 |
| Glades           | 0            | 0           | 0           | 0          | 0            | 0        | 0        | 0                 |
| Gulf             | 0            | 0           | 0           | 0          | 0            | 0        | 0        | 0                 |
| Hamilton         | 0            | 0           | 0           | 0          | 0            | 0        | 0        | 0                 |
| Hardee           | 0            | 0           | 0           | 0          | 0            | 0        | 0        | 0                 |
| Hendry           | 0            | 0           | 0           | 0          | 0            | 0        | 0        | 0                 |
| Hernando         | 0            | 0           | 0           | 0          | 0            | 0        | 0        | 0                 |
| Highlands        | 0            | 0           | 0           | 0          | 0            | 0        | 0        | 0                 |
| Hillsborough     | 0            | 0           | 0           | 0          | 0            | 0        | 0        | 0                 |
| Holmes           | 0            | 0           | 0           | 0          | 0            | 0        | 0        | 0                 |
| Indian River     | 0            | 0           | 0           | 0          | 0            | 0        | 0        | 0                 |
| Jackson          | 0            | 0           | 0           | 0          | 0            | 0        | 0        | 0                 |
| Jefferson        | 0            | 0           | 0           | 0          | 0            | 0        | 0        | 0                 |
| Lafayette        | 0            | 0           | 0           | 0          | 0            | 0        | 0        | 0                 |
| Lake             | 0            | 0           | 0           | 0          | 0            | 0        | 0        | 0                 |
| Lee              | 0            | 0           | 0           | 0          | 0            | 0        | 0        | 0                 |
| Leon             | 0            | 0           | 0           | 0          | 0            | 0        | 0        | 0                 |
| Levy             | 0            | 0           | 0           | 0          | 0            | 0        | 0        | 0                 |
| Liberty          | 0            | 0           | 0           | 0          | 0            | 0        | 0        | 0                 |
| Madison          | 0            | 0           | 0           | 0          | 0            | 0        | 0        | 0                 |
| Manatee          | 0            | 0           | 0           | 0          | 0            | 0        | 0        | 0                 |
| Marion           | 0            | 0           | 0           | 0          | 0            | 0        | 0        | 0                 |
| Martin           | 0            | 0           | 0           | 0          | 0            | 0        | 0        | 0                 |
| Miami-Dade       | 3,965        | 0           | 0           | 0          | 0            | 0        | 3,965    | 0                 |
| Monroe           | 0            | 0           | 0           | 0          | 0            | 0        | 0        | 0                 |
| Nassau           | 0            | 0           | 0           | 0          | 0            | 0        | 0        | 0                 |
| Okaloosa         | 0            | 0           | 0           | 0          | 0            | 0        | 0        | 0                 |
| Okeechobee       | 0            | 0           | 0           | 0          | 0            | 0        | 0        | 0                 |
| Orange           | 0            | 0           | 0           | 0          | 0            | 0        | 0        | 0                 |
| Osceola          | 0            | 0           | 0           | 0          | 0            | 0        | 0        | 0                 |
| Other            | 0            | 0           | 0           | 0          | 0            | 0        | 0        | 0                 |
| Palm Beach       | 0            | 0           | 0           | 0          | 0            | 0        | 0        | 0                 |
| Pasco            | 0            | 0           | 0           | 0          | 0            | 0        | 0        | 0                 |
| Pinellas         | 0            | 0           | 0           | 0          | 0            | 0        | 0        | 0                 |
| Polk             | 0            | 0           | 0           | 0          | 0            | 0        | 0        | 0                 |
| Putnam           | 0            | 0           | 0           | 0          | 0            | 0        | 0        | 0                 |
| Santa Rosa       | 0            | 0           | 0           | 0          | 0            | 0        | 0        | 0                 |
| Sarasota         | 0            | 0           | 0           | 0          | 0            | 0        | 0        | 0                 |
| Seminole         | 0            | 0           | 0           | 0          | 0            | 0        | 0        | 0                 |
| St. Johns        | 0            | 0           | 0           | 0          | 0            | 0        | 0        | 0                 |
| St. Lucie        | 0            | 0           | 0           | 0          | 0            | 0        | 0        | 0                 |
| Sumter           | 0            | 0           | 0           | 0          | 0            | 0        | 0        | 0                 |
| Suwannee         | 0            | 0           | 0           | 0          | 0            | 0        | 0        | 0                 |
| Taylor           | 0            | 0           | 0           | 0          | 0            | 0        | 0        | 0                 |
| Union            | 0            | 0           | 0           | 0          | 0            | 0        | 0        | 0                 |
| Volusia          | 0            | 0           | 0           | 0          | 0            | 0        | 0        | 0                 |
| Wakulla          | 0            | 0           | 0           | 0          | 0            | 0        | 0        | 0                 |
| Walton           | 0            | 0           | 0           | 0          | 0            | 0        | 0        | 0                 |
| Washington       | 0            | 0           | 0           | 0          | 0            | 0        | 0        | 0                 |
| Total Enrollment | 3,965        | 0           | 0           | 0          | 0            | 0        | 3,965    | 0                 |

# Managed Care Enrollment by County by Market Segment by Company 3Q2005

FLORIDA HEALTH CARE PLAN, INC.

NAIC Company Code

95124

|                  | COUNTY TOTAL | SMALL GROUP | LARGE GROUP | INDIVIDUAL | HEALTHY KIDS | MEDICAID | MEDICARE | FEDERAL EMPLOYEES |
|------------------|--------------|-------------|-------------|------------|--------------|----------|----------|-------------------|
| Alachua          | 0            | 0           | 0           | 0          | 0            | 0        | 0        | 0                 |
| Baker            | 0            | 0           | 0           | 0          | 0            | 0        | 0        | 0                 |
| Bay              | 0            | 0           | 0           | 0          | 0            | 0        | 0        | 0                 |
| Bradford         | 0            | 0           | 0           | 0          | 0            | 0        | 0        | 0                 |
| Brevard          | 0            | 0           | 0           | 0          | 0            | 0        | 0        | 0                 |
| Broward          | 0            | 0           | 0           | 0          | 0            | 0        | 0        | 0                 |
| Calhoun          | 0            | 0           | 0           | 0          | 0            | 0        | 0        | 0                 |
| Charlotte        | 0            | 0           | 0           | 0          | 0            | 0        | 0        | 0                 |
| Citrus           | 0            | 0           | 0           | 0          | 0            | 0        | 0        | 0                 |
| Clay             | 0            | 0           | 0           | 0          | 0            | 0        | 0        | 0                 |
| Collier          | 0            | 0           | 0           | 0          | 0            | 0        | 0        | 0                 |
| Columbia         | 0            | 0           | 0           | 0          | 0            | 0        | 0        | 0                 |
| De Soto          | 0            | 0           | 0           | 0          | 0            | 0        | 0        | 0                 |
| Dixie            | 0            | 0           | 0           | 0          | 0            | 0        | 0        | 0                 |
| Duval            | 0            | 0           | 0           | 0          | 0            | 0        | 0        | 0                 |
| Escambia         | 0            | 0           | 0           | 0          | 0            | 0        | 0        | 0                 |
| Flagler          | 8,570        | 824         | 3,764       | 0          | 933          | 0        | 3,049    | 0                 |
| Franklin         | 0            | 0           | 0           | 0          | 0            | 0        | 0        | 0                 |
| Gadsden          | 0            | 0           | 0           | 0          | 0            | 0        | 0        | 0                 |
| Gilchrist        | 0            | 0           | 0           | 0          | 0            | 0        | 0        | 0                 |
| Glades           | 0            | 0           | 0           | 0          | 0            | 0        | 0        | 0                 |
| Gulf             | 0            | 0           | 0           | 0          | 0            | 0        | 0        | 0                 |
| Hamilton         | 0            | 0           | 0           | 0          | 0            | 0        | 0        | 0                 |
| Hardee           | 0            | 0           | 0           | 0          | 0            | 0        | 0        | 0                 |
| Hendry           | 0            | 0           | 0           | 0          | 0            | 0        | 0        | 0                 |
| Hernando         | 0            | 0           | 0           | 0          | 0            | 0        | 0        | 0                 |
| Highlands        | 0            | 0           | 0           | 0          | 0            | 0        | 0        | 0                 |
| Hillsborough     | 0            | 0           | 0           | 0          | 0            | 0        | 0        | 0                 |
| Holmes           | 0            | 0           | 0           | 0          | 0            | 0        | 0        | 0                 |
| Indian River     | 0            | 0           | 0           | 0          | 0            | 0        | 0        | 0                 |
| Jackson          | 0            | 0           | 0           | 0          | 0            | 0        | 0        | 0                 |
| Jefferson        | 0            | 0           | 0           | 0          | 0            | 0        | 0        | 0                 |
| Lafayette        | 0            | 0           | 0           | 0          | 0            | 0        | 0        | 0                 |
| Lake             | 0            | 0           | 0           | 0          | 0            | 0        | 0        | 0                 |
| Lee              | 0            | 0           | 0           | 0          | 0            | 0        | 0        | 0                 |
| Leon             | 0            | 0           | 0           | 0          | 0            | 0        | 0        | 0                 |
| Levy             | 0            | 0           | 0           | 0          | 0            | 0        | 0        | 0                 |
| Liberty          | 0            | 0           | 0           | 0          | 0            | 0        | 0        | 0                 |
| Madison          | 0            | 0           | 0           | 0          | 0            | 0        | 0        | 0                 |
| Manatee          | 0            | 0           | 0           | 0          | 0            | 0        | 0        | 0                 |
| Marion           | 0            | 0           | 0           | 0          | 0            | 0        | 0        | 0                 |
| Martin           | 0            | 0           | 0           | 0          | 0            | 0        | 0        | 0                 |
| Miami-Dade       | 0            | 0           | 0           | 0          | 0            | 0        | 0        | 0                 |
| Monroe           | 0            | 0           | 0           | 0          | 0            | 0        | 0        | 0                 |
| Nassau           | 0            | 0           | 0           | 0          | 0            | 0        | 0        | 0                 |
| Okaloosa         | 0            | 0           | 0           | 0          | 0            | 0        | 0        | 0                 |
| Okeechobee       | 0            | 0           | 0           | 0          | 0            | 0        | 0        | 0                 |
| Orange           | 0            | 0           | 0           | 0          | 0            | 0        | 0        | 0                 |
| Osceola          | 0            | 0           | 0           | 0          | 0            | 0        | 0        | 0                 |
| Other            | 0            | 0           | 0           | 0          | 0            | 0        | 0        | 0                 |
| Palm Beach       | 0            | 0           | 0           | 0          | 0            | 0        | 0        | 0                 |
| Pasco            | 0            | 0           | 0           | 0          | 0            | 0        | 0        | 0                 |
| Pinellas         | 0            | 0           | 0           | 0          | 0            | 0        | 0        | 0                 |
| Polk             | 0            | 0           | 0           | 0          | 0            | 0        | 0        | 0                 |
| Putnam           | 0            | 0           | 0           | 0          | 0            | 0        | 0        | 0                 |
| Santa Rosa       | 0            | 0           | 0           | 0          | 0            | 0        | 0        | 0                 |
| Sarasota         | 0            | 0           | 0           | 0          | 0            | 0        | 0        | 0                 |
| Seminole         | 253          | 25          | 216         | 0          | 5            | 0        | 7        | 0                 |
| St. Johns        | 0            | 0           | 0           | 0          | 0            | 0        | 0        | 0                 |
| St. Lucie        | 0            | 0           | 0           | 0          | 0            | 0        | 0        | 0                 |
| Sumter           | 0            | 0           | 0           | 0          | 0            | 0        | 0        | 0                 |
| Suwannee         | 0            | 0           | 0           | 0          | 0            | 0        | 0        | 0                 |
| Taylor           | 0            | 0           | 0           | 0          | 0            | 0        | 0        | 0                 |
| Union            | 0            | 0           | 0           | 0          | 0            | 0        | 0        | 0                 |
| Volusia          | 55,944       | 4,978       | 30,448      | 0          | 6,738        | 0        | 13,780   | 0                 |
| Wakulla          | 0            | 0           | 0           | 0          | 0            | 0        | 0        | 0                 |
| Walton           | 0            | 0           | 0           | 0          | 0            | 0        | 0        | 0                 |
| Washington       | 0            | 0           | 0           | 0          | 0            | 0        | 0        | 0                 |
| Total Enrollment | 64,767       | 5,827       | 34,428      | 0          | 7,676        | 0        | 16,836   | 0                 |

# Managed Care Enrollment by County by Market Segment by Company 3Q2005

FREEDOM HEALTH, INC.

NAIC Company Code

10119

|                  | COUNTY TOTAL | SMALL GROUP | LARGE GROUP | INDIVIDUAL | HEALTHY KIDS | MEDICAID | MEDICARE | FEDERAL EMPLOYEES |
|------------------|--------------|-------------|-------------|------------|--------------|----------|----------|-------------------|
| Alachua          | 0            | 0           | 0           | 0          | 0            | 0        | 0        | 0                 |
| Baker            | 0            | 0           | 0           | 0          | 0            | 0        | 0        | 0                 |
| Bay              | 0            | 0           | 0           | 0          | 0            | 0        | 0        | 0                 |
| Bradford         | 0            | 0           | 0           | 0          | 0            | 0        | 0        | 0                 |
| Brevard          | 0            | 0           | 0           | 0          | 0            | 0        | 0        | 0                 |
| Broward          | 0            | 0           | 0           | 0          | 0            | 0        | 0        | 0                 |
| Calhoun          | 0            | 0           | 0           | 0          | 0            | 0        | 0        | 0                 |
| Charlotte        | 0            | 0           | 0           | 0          | 0            | 0        | 0        | 0                 |
| Citrus           | 0            | 0           | 0           | 0          | 0            | 0        | 0        | 0                 |
| Clay             | 0            | 0           | 0           | 0          | 0            | 0        | 0        | 0                 |
| Collier          | 0            | 0           | 0           | 0          | 0            | 0        | 0        | 0                 |
| Columbia         | 0            | 0           | 0           | 0          | 0            | 0        | 0        | 0                 |
| De Soto          | 0            | 0           | 0           | 0          | 0            | 0        | 0        | 0                 |
| Dixie            | 0            | 0           | 0           | 0          | 0            | 0        | 0        | 0                 |
| Duval            | 0            | 0           | 0           | 0          | 0            | 0        | 0        | 0                 |
| Escambia         | 0            | 0           | 0           | 0          | 0            | 0        | 0        | 0                 |
| Flagler          | 0            | 0           | 0           | 0          | 0            | 0        | 0        | 0                 |
| Franklin         | 0            | 0           | 0           | 0          | 0            | 0        | 0        | 0                 |
| Gadsden          | 0            | 0           | 0           | 0          | 0            | 0        | 0        | 0                 |
| Gilchrist        | 0            | 0           | 0           | 0          | 0            | 0        | 0        | 0                 |
| Glades           | 0            | 0           | 0           | 0          | 0            | 0        | 0        | 0                 |
| Gulf             | 0            | 0           | 0           | 0          | 0            | 0        | 0        | 0                 |
| Hamilton         | 0            | 0           | 0           | 0          | 0            | 0        | 0        | 0                 |
| Hardee           | 0            | 0           | 0           | 0          | 0            | 0        | 0        | 0                 |
| Hendry           | 0            | 0           | 0           | 0          | 0            | 0        | 0        | 0                 |
| Hernando         | 0            | 0           | 0           | 0          | 0            | 0        | 0        | 0                 |
| Highlands        | 0            | 0           | 0           | 0          | 0            | 0        | 0        | 0                 |
| Hillsborough     | 0            | 0           | 0           | 0          | 0            | 0        | 0        | 0                 |
| Holmes           | 0            | 0           | 0           | 0          | 0            | 0        | 0        | 0                 |
| Indian River     | 0            | 0           | 0           | 0          | 0            | 0        | 0        | 0                 |
| Jackson          | 0            | 0           | 0           | 0          | 0            | 0        | 0        | 0                 |
| Jefferson        | 0            | 0           | 0           | 0          | 0            | 0        | 0        | 0                 |
| Lafayette        | 0            | 0           | 0           | 0          | 0            | 0        | 0        | 0                 |
| Lake             | 0            | 0           | 0           | 0          | 0            | 0        | 0        | 0                 |
| Lee              | 0            | 0           | 0           | 0          | 0            | 0        | 0        | 0                 |
| Leon             | 0            | 0           | 0           | 0          | 0            | 0        | 0        | 0                 |
| Levy             | 0            | 0           | 0           | 0          | 0            | 0        | 0        | 0                 |
| Liberty          | 0            | 0           | 0           | 0          | 0            | 0        | 0        | 0                 |
| Madison          | 0            | 0           | 0           | 0          | 0            | 0        | 0        | 0                 |
| Manatee          | 0            | 0           | 0           | 0          | 0            | 0        | 0        | 0                 |
| Marion           | 388          | 0           | 0           | 0          | 0            | 0        | 388      | 0                 |
| Martin           | 0            | 0           | 0           | 0          | 0            | 0        | 0        | 0                 |
| Miami-Dade       | 0            | 0           | 0           | 0          | 0            | 0        | 0        | 0                 |
| Monroe           | 0            | 0           | 0           | 0          | 0            | 0        | 0        | 0                 |
| Nassau           | 0            | 0           | 0           | 0          | 0            | 0        | 0        | 0                 |
| Okaloosa         | 0            | 0           | 0           | 0          | 0            | 0        | 0        | 0                 |
| Okeechobee       | 0            | 0           | 0           | 0          | 0            | 0        | 0        | 0                 |
| Orange           | 0            | 0           | 0           | 0          | 0            | 0        | 0        | 0                 |
| Osceola          | 0            | 0           | 0           | 0          | 0            | 0        | 0        | 0                 |
| Other            | 0            | 0           | 0           | 0          | 0            | 0        | 0        | 0                 |
| Palm Beach       | 0            | 0           | 0           | 0          | 0            | 0        | 0        | 0                 |
| Pasco            | 0            | 0           | 0           | 0          | 0            | 0        | 0        | 0                 |
| Pinellas         | 0            | 0           | 0           | 0          | 0            | 0        | 0        | 0                 |
| Polk             | 0            | 0           | 0           | 0          | 0            | 0        | 0        | 0                 |
| Putnam           | 0            | 0           | 0           | 0          | 0            | 0        | 0        | 0                 |
| Santa Rosa       | 0            | 0           | 0           | 0          | 0            | 0        | 0        | 0                 |
| Sarasota         | 0            | 0           | 0           | 0          | 0            | 0        | 0        | 0                 |
| Seminole         | 0            | 0           | 0           | 0          | 0            | 0        | 0        | 0                 |
| St. Johns        | 0            | 0           | 0           | 0          | 0            | 0        | 0        | 0                 |
| St. Lucie        | 0            | 0           | 0           | 0          | 0            | 0        | 0        | 0                 |
| Sumter           | 0            | 0           | 0           | 0          | 0            | 0        | 0        | 0                 |
| Suwannee         | 0            | 0           | 0           | 0          | 0            | 0        | 0        | 0                 |
| Taylor           | 0            | 0           | 0           | 0          | 0            | 0        | 0        | 0                 |
| Union            | 0            | 0           | 0           | 0          | 0            | 0        | 0        | 0                 |
| Volusia          | 0            | 0           | 0           | 0          | 0            | 0        | 0        | 0                 |
| Wakulla          | 0            | 0           | 0           | 0          | 0            | 0        | 0        | 0                 |
| Walton           | 0            | 0           | 0           | 0          | 0            | 0        | 0        | 0                 |
| Washington       | 0            | 0           | 0           | 0          | 0            | 0        | 0        | 0                 |
| Total Enrollment | 388          | 0           | 0           | 0          | 0            | 0        | 388      | 0                 |

# Managed Care Enrollment by County by Market Segment by Company 3Q2005

GREAT-WEST HEALTHCARE OF FLORIDA, INC.

NAIC Company Code

95805

|                  | COUNTY TOTAL | SMALL GROUP | LARGE GROUP | INDIVIDUAL | HEALTHY KIDS | MEDICAID | MEDICARE | FEDERAL EMPLOYEES |
|------------------|--------------|-------------|-------------|------------|--------------|----------|----------|-------------------|
| Alachua          | 0            | 0           | 0           | 0          | 0            | 0        | 0        | 0                 |
| Baker            | 0            | 0           | 0           | 0          | 0            | 0        | 0        | 0                 |
| Bay              | 0            | 0           | 0           | 0          | 0            | 0        | 0        | 0                 |
| Bradford         | 0            | 0           | 0           | 0          | 0            | 0        | 0        | 0                 |
| Brevard          | 0            | 0           | 0           | 0          | 0            | 0        | 0        | 0                 |
| Broward          | 433          | 0           | 433         | 0          | 0            | 0        | 0        | 0                 |
| Calhoun          | 0            | 0           | 0           | 0          | 0            | 0        | 0        | 0                 |
| Charlotte        | 3            | 0           | 3           | 0          | 0            | 0        | 0        | 0                 |
| Citrus           | 0            | 0           | 0           | 0          | 0            | 0        | 0        | 0                 |
| Clay             | 0            | 0           | 0           | 0          | 0            | 0        | 0        | 0                 |
| Collier          | 0            | 0           | 0           | 0          | 0            | 0        | 0        | 0                 |
| Columbia         | 0            | 0           | 0           | 0          | 0            | 0        | 0        | 0                 |
| De Soto          | 0            | 0           | 0           | 0          | 0            | 0        | 0        | 0                 |
| Dixie            | 0            | 0           | 0           | 0          | 0            | 0        | 0        | 0                 |
| Duval            | 0            | 0           | 0           | 0          | 0            | 0        | 0        | 0                 |
| Escambia         | 0            | 0           | 0           | 0          | 0            | 0        | 0        | 0                 |
| Flagler          | 0            | 0           | 0           | 0          | 0            | 0        | 0        | 0                 |
| Franklin         | 0            | 0           | 0           | 0          | 0            | 0        | 0        | 0                 |
| Gadsden          | 0            | 0           | 0           | 0          | 0            | 0        | 0        | 0                 |
| Gilchrist        | 0            | 0           | 0           | 0          | 0            | 0        | 0        | 0                 |
| Glades           | 0            | 0           | 0           | 0          | 0            | 0        | 0        | 0                 |
| Gulf             | 0            | 0           | 0           | 0          | 0            | 0        | 0        | 0                 |
| Hamilton         | 0            | 0           | 0           | 0          | 0            | 0        | 0        | 0                 |
| Hardee           | 0            | 0           | 0           | 0          | 0            | 0        | 0        | 0                 |
| Hendry           | 0            | 0           | 0           | 0          | 0            | 0        | 0        | 0                 |
| Hernando         | 7            | 0           | 7           | 0          | 0            | 0        | 0        | 0                 |
| Highlands        | 0            | 0           | 0           | 0          | 0            | 0        | 0        | 0                 |
| Hillsborough     | 69           | 0           | 69          | 0          | 0            | 0        | 0        | 0                 |
| Holmes           | 0            | 0           | 0           | 0          | 0            | 0        | 0        | 0                 |
| Indian River     | 0            | 0           | 0           | 0          | 0            | 0        | 0        | 0                 |
| Jackson          | 0            | 0           | 0           | 0          | 0            | 0        | 0        | 0                 |
| Jefferson        | 0            | 0           | 0           | 0          | 0            | 0        | 0        | 0                 |
| Lafayette        | 0            | 0           | 0           | 0          | 0            | 0        | 0        | 0                 |
| Lake             | 13           | 0           | 13          | 0          | 0            | 0        | 0        | 0                 |
| Lee              | 11           | 0           | 11          | 0          | 0            | 0        | 0        | 0                 |
| Leon             | 0            | 0           | 0           | 0          | 0            | 0        | 0        | 0                 |
| Levy             | 0            | 0           | 0           | 0          | 0            | 0        | 0        | 0                 |
| Liberty          | 0            | 0           | 0           | 0          | 0            | 0        | 0        | 0                 |
| Madison          | 0            | 0           | 0           | 0          | 0            | 0        | 0        | 0                 |
| Manatee          | 4            | 0           | 4           | 0          | 0            | 0        | 0        | 0                 |
| Marion           | 0            | 0           | 0           | 0          | 0            | 0        | 0        | 0                 |
| Martin           | 0            | 0           | 0           | 0          | 0            | 0        | 0        | 0                 |
| Miami-Dade       | 244          | 0           | 244         | 0          | 0            | 0        | 0        | 0                 |
| Monroe           | 0            | 0           | 0           | 0          | 0            | 0        | 0        | 0                 |
| Nassau           | 0            | 0           | 0           | 0          | 0            | 0        | 0        | 0                 |
| Okaloosa         | 0            | 0           | 0           | 0          | 0            | 0        | 0        | 0                 |
| Okeechobee       | 0            | 0           | 0           | 0          | 0            | 0        | 0        | 0                 |
| Orange           | 156          | 0           | 156         | 0          | 0            | 0        | 0        | 0                 |
| Osceola          | 14           | 0           | 14          | 0          | 0            | 0        | 0        | 0                 |
| Other            | 1            | 0           | 1           | 0          | 0            | 0        | 0        | 0                 |
| Palm Beach       | 51           | 0           | 51          | 0          | 0            | 0        | 0        | 0                 |
| Pasco            | 15           | 0           | 15          | 0          | 0            | 0        | 0        | 0                 |
| Pinellas         | 13           | 0           | 13          | 0          | 0            | 0        | 0        | 0                 |
| Polk             | 17           | 0           | 17          | 0          | 0            | 0        | 0        | 0                 |
| Putnam           | 0            | 0           | 0           | 0          | 0            | 0        | 0        | 0                 |
| Santa Rosa       | 0            | 0           | 0           | 0          | 0            | 0        | 0        | 0                 |
| Sarasota         | 0            | 0           | 0           | 0          | 0            | 0        | 0        | 0                 |
| Seminole         | 77           | 0           | 77          | 0          | 0            | 0        | 0        | 0                 |
| St. Johns        | 0            | 0           | 0           | 0          | 0            | 0        | 0        | 0                 |
| St. Lucie        | 0            | 0           | 0           | 0          | 0            | 0        | 0        | 0                 |
| Sumter           | 0            | 0           | 0           | 0          | 0            | 0        | 0        | 0                 |
| Suwannee         | 0            | 0           | 0           | 0          | 0            | 0        | 0        | 0                 |
| Taylor           | 0            | 0           | 0           | 0          | 0            | 0        | 0        | 0                 |
| Union            | 0            | 0           | 0           | 0          | 0            | 0        | 0        | 0                 |
| Volusia          | 15           | 0           | 15          | 0          | 0            | 0        | 0        | 0                 |
| Wakulla          | 0            | 0           | 0           | 0          | 0            | 0        | 0        | 0                 |
| Walton           | 0            | 0           | 0           | 0          | 0            | 0        | 0        | 0                 |
| Washington       | 0            | 0           | 0           | 0          | 0            | 0        | 0        | 0                 |
| Total Enrollment | 1,143        | 0           | 1,143       | 0          | 0            | 0        | 0        | 0                 |

# Managed Care Enrollment by County by Market Segment by Company 3Q2005

HEALTH FIRST HEALTH PLANS, INC.

NAIC Company Code

95019

|                  | COUNTY TOTAL | SMALL GROUP | LARGE GROUP | INDIVIDUAL | HEALTHY KIDS | MEDICAID | MEDICARE | FEDERAL EMPLOYEES |
|------------------|--------------|-------------|-------------|------------|--------------|----------|----------|-------------------|
| Alachua          | 0            | 0           | 0           | 0          | 0            | 0        | 0        | 0                 |
| Baker            | 0            | 0           | 0           | 0          | 0            | 0        | 0        | 0                 |
| Bay              | 0            | 0           | 0           | 0          | 0            | 0        | 0        | 0                 |
| Bradford         | 0            | 0           | 0           | 0          | 0            | 0        | 0        | 0                 |
| Brevard          | 49,926       | 16,293      | 15,235      | 0          | 0            | 0        | 18,398   | 0                 |
| Broward          | 0            | 0           | 0           | 0          | 0            | 0        | 0        | 0                 |
| Calhoun          | 0            | 0           | 0           | 0          | 0            | 0        | 0        | 0                 |
| Charlotte        | 0            | 0           | 0           | 0          | 0            | 0        | 0        | 0                 |
| Citrus           | 0            | 0           | 0           | 0          | 0            | 0        | 0        | 0                 |
| Clay             | 0            | 0           | 0           | 0          | 0            | 0        | 0        | 0                 |
| Collier          | 0            | 0           | 0           | 0          | 0            | 0        | 0        | 0                 |
| Columbia         | 0            | 0           | 0           | 0          | 0            | 0        | 0        | 0                 |
| De Soto          | 0            | 0           | 0           | 0          | 0            | 0        | 0        | 0                 |
| Dixie            | 0            | 0           | 0           | 0          | 0            | 0        | 0        | 0                 |
| Duval            | 0            | 0           | 0           | 0          | 0            | 0        | 0        | 0                 |
| Escambia         | 0            | 0           | 0           | 0          | 0            | 0        | 0        | 0                 |
| Flagler          | 0            | 0           | 0           | 0          | 0            | 0        | 0        | 0                 |
| Franklin         | 0            | 0           | 0           | 0          | 0            | 0        | 0        | 0                 |
| Gadsden          | 0            | 0           | 0           | 0          | 0            | 0        | 0        | 0                 |
| Gilchrist        | 0            | 0           | 0           | 0          | 0            | 0        | 0        | 0                 |
| Glades           | 0            | 0           | 0           | 0          | 0            | 0        | 0        | 0                 |
| Gulf             | 0            | 0           | 0           | 0          | 0            | 0        | 0        | 0                 |
| Hamilton         | 0            | 0           | 0           | 0          | 0            | 0        | 0        | 0                 |
| Hardee           | 0            | 0           | 0           | 0          | 0            | 0        | 0        | 0                 |
| Hendry           | 0            | 0           | 0           | 0          | 0            | 0        | 0        | 0                 |
| Hernando         | 0            | 0           | 0           | 0          | 0            | 0        | 0        | 0                 |
| Highlands        | 0            | 0           | 0           | 0          | 0            | 0        | 0        | 0                 |
| Hillsborough     | 0            | 0           | 0           | 0          | 0            | 0        | 0        | 0                 |
| Holmes           | 0            | 0           | 0           | 0          | 0            | 0        | 0        | 0                 |
| Indian River     | 848          | 78          | 96          | 0          | 0            | 0        | 674      | 0                 |
| Jackson          | 0            | 0           | 0           | 0          | 0            | 0        | 0        | 0                 |
| Jefferson        | 0            | 0           | 0           | 0          | 0            | 0        | 0        | 0                 |
| Lafayette        | 0            | 0           | 0           | 0          | 0            | 0        | 0        | 0                 |
| Lake             | 0            | 0           | 0           | 0          | 0            | 0        | 0        | 0                 |
| Lee              | 0            | 0           | 0           | 0          | 0            | 0        | 0        | 0                 |
| Leon             | 0            | 0           | 0           | 0          | 0            | 0        | 0        | 0                 |
| Levy             | 0            | 0           | 0           | 0          | 0            | 0        | 0        | 0                 |
| Liberty          | 0            | 0           | 0           | 0          | 0            | 0        | 0        | 0                 |
| Madison          | 0            | 0           | 0           | 0          | 0            | 0        | 0        | 0                 |
| Manatee          | 0            | 0           | 0           | 0          | 0            | 0        | 0        | 0                 |
| Marion           | 0            | 0           | 0           | 0          | 0            | 0        | 0        | 0                 |
| Martin           | 0            | 0           | 0           | 0          | 0            | 0        | 0        | 0                 |
| Miami-Dade       | 0            | 0           | 0           | 0          | 0            | 0        | 0        | 0                 |
| Monroe           | 0            | 0           | 0           | 0          | 0            | 0        | 0        | 0                 |
| Nassau           | 0            | 0           | 0           | 0          | 0            | 0        | 0        | 0                 |
| Okaloosa         | 0            | 0           | 0           | 0          | 0            | 0        | 0        | 0                 |
| Okeechobee       | 0            | 0           | 0           | 0          | 0            | 0        | 0        | 0                 |
| Orange           | 0            | 0           | 0           | 0          | 0            | 0        | 0        | 0                 |
| Osceola          | 0            | 0           | 0           | 0          | 0            | 0        | 0        | 0                 |
| Other            | 0            | 0           | 0           | 0          | 0            | 0        | 0        | 0                 |
| Palm Beach       | 0            | 0           | 0           | 0          | 0            | 0        | 0        | 0                 |
| Pasco            | 0            | 0           | 0           | 0          | 0            | 0        | 0        | 0                 |
| Pinellas         | 0            | 0           | 0           | 0          | 0            | 0        | 0        | 0                 |
| Polk             | 0            | 0           | 0           | 0          | 0            | 0        | 0        | 0                 |
| Putnam           | 0            | 0           | 0           | 0          | 0            | 0        | 0        | 0                 |
| Santa Rosa       | 0            | 0           | 0           | 0          | 0            | 0        | 0        | 0                 |
| Sarasota         | 0            | 0           | 0           | 0          | 0            | 0        | 0        | 0                 |
| Seminole         | 0            | 0           | 0           | 0          | 0            | 0        | 0        | 0                 |
| St. Johns        | 0            | 0           | 0           | 0          | 0            | 0        | 0        | 0                 |
| St. Lucie        | 0            | 0           | 0           | 0          | 0            | 0        | 0        | 0                 |
| Sumter           | 0            | 0           | 0           | 0          | 0            | 0        | 0        | 0                 |
| Suwannee         | 0            | 0           | 0           | 0          | 0            | 0        | 0        | 0                 |
| Taylor           | 0            | 0           | 0           | 0          | 0            | 0        | 0        | 0                 |
| Union            | 0            | 0           | 0           | 0          | 0            | 0        | 0        | 0                 |
| Volusia          | 0            | 0           | 0           | 0          | 0            | 0        | 0        | 0                 |
| Wakulla          | 0            | 0           | 0           | 0          | 0            | 0        | 0        | 0                 |
| Walton           | 0            | 0           | 0           | 0          | 0            | 0        | 0        | 0                 |
| Washington       | 0            | 0           | 0           | 0          | 0            | 0        | 0        | 0                 |
| Total Enrollment | 50,774       | 16,371      | 15,331      | 0          | 0            | 0        | 19,072   | 0                 |

# Managed Care Enrollment by County by Market Segment by Company

## 3Q2005

HEALTH OPTIONS, INC.

NAIC Company Code

95089

|                  | COUNTY TOTAL | SMALL GROUP | LARGE GROUP | INDIVIDUAL | HEALTHY KIDS | MEDICAID | MEDICARE | FEDERAL EMPLOYEES |
|------------------|--------------|-------------|-------------|------------|--------------|----------|----------|-------------------|
| Alachua          | 9,161        | 2,784       | 6,249       | 128        | 0            | 0        | 0        | 0                 |
| Baker            | 391          | 154         | 218         | 19         | 0            | 0        | 0        | 0                 |
| Bay              | 274          | 24          | 250         | 0          | 0            | 0        | 0        | 0                 |
| Bradford         | 180          | 164         | 2           | 14         | 0            | 0        | 0        | 0                 |
| Brevard          | 8,624        | 3,682       | 4,356       | 586        | 0            | 0        | 0        | 0                 |
| Broward          | 32,131       | 8,628       | 12,622      | 2,954      | 0            | 0        | 7,927    | 0                 |
| Calhoun          | 0            | 0           | 0           | 0          | 0            | 0        | 0        | 0                 |
| Charlotte        | 8,178        | 1,646       | 6,370       | 162        | 0            | 0        | 0        | 0                 |
| Citrus           | 374          | 236         | 85          | 53         | 0            | 0        | 0        | 0                 |
| Clay             | 3,187        | 1,650       | 1,443       | 94         | 0            | 0        | 0        | 0                 |
| Collier          | 1,285        | 43          | 1,237       | 5          | 0            | 0        | 0        | 0                 |
| Columbia         | 959          | 472         | 467         | 20         | 0            | 0        | 0        | 0                 |
| De Soto          | 792          | 62          | 725         | 5          | 0            | 0        | 0        | 0                 |
| Dixie            | 134          | 131         | 0           | 3          | 0            | 0        | 0        | 0                 |
| Duval            | 60,977       | 16,351      | 44,131      | 495        | 0            | 0        | 0        | 0                 |
| Escambia         | 21,314       | 3,810       | 17,365      | 139        | 0            | 0        | 0        | 0                 |
| Flagler          | 460          | 98          | 357         | 5          | 0            | 0        | 0        | 0                 |
| Franklin         | 0            | 0           | 0           | 0          | 0            | 0        | 0        | 0                 |
| Gadsden          | 12           | 0           | 12          | 0          | 0            | 0        | 0        | 0                 |
| Gilchrist        | 114          | 110         | 0           | 4          | 0            | 0        | 0        | 0                 |
| Glades           | 227          | 43          | 183         | 1          | 0            | 0        | 0        | 0                 |
| Gulf             | 0            | 0           | 0           | 0          | 0            | 0        | 0        | 0                 |
| Hamilton         | 0            | 0           | 0           | 0          | 0            | 0        | 0        | 0                 |
| Hardee           | 127          | 4           | 123         | 0          | 0            | 0        | 0        | 0                 |
| Hendry           | 586          | 329         | 246         | 11         | 0            | 0        | 0        | 0                 |
| Hernando         | 6,621        | 1,037       | 5,429       | 155        | 0            | 0        | 0        | 0                 |
| Highlands        | 7            | 2           | 0           | 5          | 0            | 0        | 0        | 0                 |
| Hillsborough     | 14,041       | 4,046       | 9,241       | 754        | 0            | 0        | 0        | 0                 |
| Holmes           | 2            | 2           | 0           | 0          | 0            | 0        | 0        | 0                 |
| Indian River     | 134          | 102         | 18          | 14         | 0            | 0        | 0        | 0                 |
| Jackson          | 1            | 0           | 0           | 1          | 0            | 0        | 0        | 0                 |
| Jefferson        | 0            | 0           | 0           | 0          | 0            | 0        | 0        | 0                 |
| Lafayette        | 8            | 8           | 0           | 0          | 0            | 0        | 0        | 0                 |
| Lake             | 4,827        | 3,050       | 1,514       | 263        | 0            | 0        | 0        | 0                 |
| Lee              | 22,555       | 9,167       | 12,747      | 641        | 0            | 0        | 0        | 0                 |
| Leon             | 1,437        | 131         | 1,306       | 0          | 0            | 0        | 0        | 0                 |
| Levy             | 552          | 329         | 203         | 20         | 0            | 0        | 0        | 0                 |
| Liberty          | 0            | 0           | 0           | 0          | 0            | 0        | 0        | 0                 |
| Madison          | 6            | 3           | 0           | 3          | 0            | 0        | 0        | 0                 |
| Manatee          | 35,947       | 705         | 35,067      | 175        | 0            | 0        | 0        | 0                 |
| Marion           | 3,314        | 1,213       | 1,999       | 102        | 0            | 0        | 0        | 0                 |
| Martin           | 9,063        | 4,306       | 4,489       | 268        | 0            | 0        | 0        | 0                 |
| Miami-Dade       | 52,956       | 9,299       | 33,150      | 5,258      | 1,509        | 0        | 3,740    | 0                 |
| Monroe           | 130          | 66          | 60          | 4          | 0            | 0        | 0        | 0                 |
| Nassau           | 3,421        | 455         | 2,924       | 42         | 0            | 0        | 0        | 0                 |
| Okaloosa         | 1,234        | 382         | 836         | 16         | 0            | 0        | 0        | 0                 |
| Okeechobee       | 1,627        | 493         | 1,108       | 26         | 0            | 0        | 0        | 0                 |
| Orange           | 12,544       | 4,074       | 7,569       | 901        | 0            | 0        | 0        | 0                 |
| Osceola          | 872          | 494         | 241         | 137        | 0            | 0        | 0        | 0                 |
| Other            | 0            | 0           | 0           | 0          | 0            | 0        | 0        | 0                 |
| Palm Beach       | 46,603       | 13,412      | 20,945      | 2,040      | 0            | 0        | 10,206   | 0                 |
| Pasco            | 17,256       | 1,800       | 15,133      | 323        | 0            | 0        | 0        | 0                 |
| Pinellas         | 15,693       | 5,023       | 9,835       | 835        | 0            | 0        | 0        | 0                 |
| Polk             | 346          | 44          | 228         | 74         | 0            | 0        | 0        | 0                 |
| Putnam           | 179          | 27          | 149         | 3          | 0            | 0        | 0        | 0                 |
| Santa Rosa       | 2,090        | 815         | 1,200       | 75         | 0            | 0        | 0        | 0                 |
| Sarasota         | 3,613        | 2,680       | 763         | 170        | 0            | 0        | 0        | 0                 |
| Seminole         | 6,883        | 1,202       | 5,615       | 66         | 0            | 0        | 0        | 0                 |
| St. Johns        | 12,672       | 2,041       | 10,356      | 275        | 0            | 0        | 0        | 0                 |
| St. Lucie        | 2,980        | 1,908       | 639         | 433        | 0            | 0        | 0        | 0                 |
| Sumter           | 365          | 175         | 167         | 23         | 0            | 0        | 0        | 0                 |
| Suwannee         | 566          | 114         | 449         | 3          | 0            | 0        | 0        | 0                 |
| Taylor           | 0            | 0           | 0           | 0          | 0            | 0        | 0        | 0                 |
| Union            | 1            | 0           | 0           | 1          | 0            | 0        | 0        | 0                 |
| Volusia          | 2,861        | 1,453       | 1,136       | 272        | 0            | 0        | 0        | 0                 |
| Wakulla          | 0            | 0           | 0           | 0          | 0            | 0        | 0        | 0                 |
| Walton           | 138          | 48          | 85          | 5          | 0            | 0        | 0        | 0                 |
| Washington       | 0            | 0           | 0           | 0          | 0            | 0        | 0        | 0                 |
| Total Enrollment | 433,032      | 110,527     | 281,042     | 18,081     | 1,509        | 0        | 21,873   | 0                 |

# Managed Care Enrollment by County by Market Segment by Company 3Q2005

HEALTHEASE OF FLORIDA, INC.

NAIC Company Code

52631

|                  | COUNTY TOTAL | SMALL GROUP | LARGE GROUP | INDIVIDUAL | HEALTHY KIDS | MEDICAID | MEDICARE | FEDERAL EMPLOYEES |
|------------------|--------------|-------------|-------------|------------|--------------|----------|----------|-------------------|
| Alachua          | 0            | 0           | 0           | 0          | 0            | 0        | 0        | 0                 |
| Baker            | 0            | 0           | 0           | 0          | 0            | 0        | 0        | 0                 |
| Bay              | 0            | 0           | 0           | 0          | 0            | 0        | 0        | 0                 |
| Bradford         | 0            | 0           | 0           | 0          | 0            | 0        | 0        | 0                 |
| Brevard          | 9,800        | 0           | 0           | 0          | 0            | 9,800    | 0        | 0                 |
| Broward          | 10,833       | 0           | 0           | 0          | 0            | 10,833   | 0        | 0                 |
| Calhoun          | 343          | 0           | 0           | 0          | 0            | 343      | 0        | 0                 |
| Charlotte        | 0            | 0           | 0           | 0          | 0            | 0        | 0        | 0                 |
| Citrus           | 5,737        | 0           | 0           | 0          | 1,203        | 4,534    | 0        | 0                 |
| Clay             | 0            | 0           | 0           | 0          | 0            | 0        | 0        | 0                 |
| Collier          | 0            | 0           | 0           | 0          | 0            | 0        | 0        | 0                 |
| Columbia         | 0            | 0           | 0           | 0          | 0            | 0        | 0        | 0                 |
| De Soto          | 0            | 0           | 0           | 0          | 0            | 0        | 0        | 0                 |
| Dixie            | 0            | 0           | 0           | 0          | 0            | 0        | 0        | 0                 |
| Duval            | 45,112       | 0           | 0           | 0          | 2,550        | 42,562   | 0        | 0                 |
| Escambia         | 18,178       | 0           | 0           | 0          | 2,301        | 15,877   | 0        | 0                 |
| Flagler          | 0            | 0           | 0           | 0          | 0            | 0        | 0        | 0                 |
| Franklin         | 0            | 0           | 0           | 0          | 0            | 0        | 0        | 0                 |
| Gadsden          | 2,494        | 0           | 0           | 0          | 0            | 2,494    | 0        | 0                 |
| Gilchrist        | 0            | 0           | 0           | 0          | 0            | 0        | 0        | 0                 |
| Glades           | 0            | 0           | 0           | 0          | 0            | 0        | 0        | 0                 |
| Gulf             | 0            | 0           | 0           | 0          | 0            | 0        | 0        | 0                 |
| Hamilton         | 0            | 0           | 0           | 0          | 0            | 0        | 0        | 0                 |
| Hardee           | 0            | 0           | 0           | 0          | 0            | 0        | 0        | 0                 |
| Hendry           | 0            | 0           | 0           | 0          | 0            | 0        | 0        | 0                 |
| Hernando         | 0            | 0           | 0           | 0          | 0            | 0        | 0        | 0                 |
| Highlands        | 3,278        | 0           | 0           | 0          | 1,101        | 2,177    | 0        | 0                 |
| Hillsborough     | 13,992       | 0           | 0           | 0          | 0            | 13,992   | 0        | 0                 |
| Holmes           | 0            | 0           | 0           | 0          | 0            | 0        | 0        | 0                 |
| Indian River     | 0            | 0           | 0           | 0          | 0            | 0        | 0        | 0                 |
| Jackson          | 0            | 0           | 0           | 0          | 0            | 0        | 0        | 0                 |
| Jefferson        | 664          | 0           | 0           | 0          | 90           | 574      | 0        | 0                 |
| Lafayette        | 0            | 0           | 0           | 0          | 0            | 0        | 0        | 0                 |
| Lake             | 8,235        | 0           | 0           | 0          | 2,519        | 5,716    | 0        | 0                 |
| Lee              | 0            | 0           | 0           | 0          | 0            | 0        | 0        | 0                 |
| Leon             | 5,226        | 0           | 0           | 0          | 0            | 5,226    | 0        | 0                 |
| Levy             | 0            | 0           | 0           | 0          | 0            | 0        | 0        | 0                 |
| Liberty          | 129          | 0           | 0           | 0          | 0            | 129      | 0        | 0                 |
| Madison          | 969          | 0           | 0           | 0          | 175          | 794      | 0        | 0                 |
| Manatee          | 4,662        | 0           | 0           | 0          | 0            | 4,662    | 0        | 0                 |
| Marion           | 10,757       | 0           | 0           | 0          | 0            | 10,757   | 0        | 0                 |
| Martin           | 4,110        | 0           | 0           | 0          | 1,275        | 2,835    | 0        | 0                 |
| Miami-Dade       | 18,825       | 0           | 0           | 0          | 0            | 18,825   | 0        | 0                 |
| Monroe           | 0            | 0           | 0           | 0          | 0            | 0        | 0        | 0                 |
| Nassau           | 0            | 0           | 0           | 0          | 0            | 0        | 0        | 0                 |
| Okaloosa         | 0            | 0           | 0           | 0          | 0            | 0        | 0        | 0                 |
| Okeechobee       | 0            | 0           | 0           | 0          | 0            | 0        | 0        | 0                 |
| Orange           | 14,345       | 0           | 0           | 0          | 0            | 14,345   | 0        | 0                 |
| Osceola          | 5,800        | 0           | 0           | 0          | 0            | 5,800    | 0        | 0                 |
| Other            | 0            | 0           | 0           | 0          | 0            | 0        | 0        | 0                 |
| Palm Beach       | 7,949        | 0           | 0           | 0          | 0            | 7,949    | 0        | 0                 |
| Pasco            | 4,451        | 0           | 0           | 0          | 0            | 4,451    | 0        | 0                 |
| Pinellas         | 5,408        | 0           | 0           | 0          | 0            | 5,408    | 0        | 0                 |
| Polk             | 7,199        | 0           | 0           | 0          | 0            | 7,199    | 0        | 0                 |
| Putnam           | 4,252        | 0           | 0           | 0          | 522          | 3,730    | 0        | 0                 |
| Santa Rosa       | 3,052        | 0           | 0           | 0          | 0            | 3,052    | 0        | 0                 |
| Sarasota         | 2,481        | 0           | 0           | 0          | 0            | 2,481    | 0        | 0                 |
| Seminole         | 3,061        | 0           | 0           | 0          | 0            | 3,061    | 0        | 0                 |
| St. Johns        | 0            | 0           | 0           | 0          | 0            | 0        | 0        | 0                 |
| St. Lucie        | 0            | 0           | 0           | 0          | 0            | 0        | 0        | 0                 |
| Sumter           | 0            | 0           | 0           | 0          | 0            | 0        | 0        | 0                 |
| Suwannee         | 0            | 0           | 0           | 0          | 0            | 0        | 0        | 0                 |
| Taylor           | 0            | 0           | 0           | 0          | 0            | 0        | 0        | 0                 |
| Union            | 0            | 0           | 0           | 0          | 0            | 0        | 0        | 0                 |
| Volusia          | 10,292       | 0           | 0           | 0          | 0            | 10,292   | 0        | 0                 |
| Wakulla          | 767          | 0           | 0           | 0          | 239          | 528      | 0        | 0                 |
| Walton           | 0            | 0           | 0           | 0          | 0            | 0        | 0        | 0                 |
| Washington       | 0            | 0           | 0           | 0          | 0            | 0        | 0        | 0                 |
| Total Enrollment | 232,401      | 0           | 0           | 0          | 11,975       | 220,426  | 0        | 0                 |

# Managed Care Enrollment by County by Market Segment by Company 3Q2005

HEALTHSUN HEALTH PLANS, INC.

NAIC Company Code

10122

|                  | COUNTY TOTAL | SMALL GROUP | LARGE GROUP | INDIVIDUAL | HEALTHY KIDS | MEDICAID | MEDICARE | FEDERAL EMPLOYEES |
|------------------|--------------|-------------|-------------|------------|--------------|----------|----------|-------------------|
| Alachua          | 0            | 0           | 0           | 0          | 0            | 0        | 0        | 0                 |
| Baker            | 0            | 0           | 0           | 0          | 0            | 0        | 0        | 0                 |
| Bay              | 0            | 0           | 0           | 0          | 0            | 0        | 0        | 0                 |
| Bradford         | 0            | 0           | 0           | 0          | 0            | 0        | 0        | 0                 |
| Brevard          | 0            | 0           | 0           | 0          | 0            | 0        | 0        | 0                 |
| Broward          | 0            | 0           | 0           | 0          | 0            | 0        | 0        | 0                 |
| Calhoun          | 0            | 0           | 0           | 0          | 0            | 0        | 0        | 0                 |
| Charlotte        | 0            | 0           | 0           | 0          | 0            | 0        | 0        | 0                 |
| Citrus           | 0            | 0           | 0           | 0          | 0            | 0        | 0        | 0                 |
| Clay             | 0            | 0           | 0           | 0          | 0            | 0        | 0        | 0                 |
| Collier          | 0            | 0           | 0           | 0          | 0            | 0        | 0        | 0                 |
| Columbia         | 0            | 0           | 0           | 0          | 0            | 0        | 0        | 0                 |
| De Soto          | 0            | 0           | 0           | 0          | 0            | 0        | 0        | 0                 |
| Dixie            | 0            | 0           | 0           | 0          | 0            | 0        | 0        | 0                 |
| Duval            | 0            | 0           | 0           | 0          | 0            | 0        | 0        | 0                 |
| Escambia         | 0            | 0           | 0           | 0          | 0            | 0        | 0        | 0                 |
| Flagler          | 0            | 0           | 0           | 0          | 0            | 0        | 0        | 0                 |
| Franklin         | 0            | 0           | 0           | 0          | 0            | 0        | 0        | 0                 |
| Gadsden          | 0            | 0           | 0           | 0          | 0            | 0        | 0        | 0                 |
| Gilchrist        | 0            | 0           | 0           | 0          | 0            | 0        | 0        | 0                 |
| Glades           | 0            | 0           | 0           | 0          | 0            | 0        | 0        | 0                 |
| Gulf             | 0            | 0           | 0           | 0          | 0            | 0        | 0        | 0                 |
| Hamilton         | 0            | 0           | 0           | 0          | 0            | 0        | 0        | 0                 |
| Hardee           | 0            | 0           | 0           | 0          | 0            | 0        | 0        | 0                 |
| Hendry           | 0            | 0           | 0           | 0          | 0            | 0        | 0        | 0                 |
| Hernando         | 0            | 0           | 0           | 0          | 0            | 0        | 0        | 0                 |
| Highlands        | 0            | 0           | 0           | 0          | 0            | 0        | 0        | 0                 |
| Hillsborough     | 0            | 0           | 0           | 0          | 0            | 0        | 0        | 0                 |
| Holmes           | 0            | 0           | 0           | 0          | 0            | 0        | 0        | 0                 |
| Indian River     | 0            | 0           | 0           | 0          | 0            | 0        | 0        | 0                 |
| Jackson          | 0            | 0           | 0           | 0          | 0            | 0        | 0        | 0                 |
| Jefferson        | 0            | 0           | 0           | 0          | 0            | 0        | 0        | 0                 |
| Lafayette        | 0            | 0           | 0           | 0          | 0            | 0        | 0        | 0                 |
| Lake             | 0            | 0           | 0           | 0          | 0            | 0        | 0        | 0                 |
| Lee              | 0            | 0           | 0           | 0          | 0            | 0        | 0        | 0                 |
| Leon             | 0            | 0           | 0           | 0          | 0            | 0        | 0        | 0                 |
| Levy             | 0            | 0           | 0           | 0          | 0            | 0        | 0        | 0                 |
| Liberty          | 0            | 0           | 0           | 0          | 0            | 0        | 0        | 0                 |
| Madison          | 0            | 0           | 0           | 0          | 0            | 0        | 0        | 0                 |
| Manatee          | 0            | 0           | 0           | 0          | 0            | 0        | 0        | 0                 |
| Marion           | 0            | 0           | 0           | 0          | 0            | 0        | 0        | 0                 |
| Martin           | 0            | 0           | 0           | 0          | 0            | 0        | 0        | 0                 |
| Miami-Dade       | 1,666        | 0           | 0           | 0          | 0            | 0        | 1,666    | 0                 |
| Monroe           | 0            | 0           | 0           | 0          | 0            | 0        | 0        | 0                 |
| Nassau           | 0            | 0           | 0           | 0          | 0            | 0        | 0        | 0                 |
| Okaloosa         | 0            | 0           | 0           | 0          | 0            | 0        | 0        | 0                 |
| Okeechobee       | 0            | 0           | 0           | 0          | 0            | 0        | 0        | 0                 |
| Orange           | 0            | 0           | 0           | 0          | 0            | 0        | 0        | 0                 |
| Osceola          | 0            | 0           | 0           | 0          | 0            | 0        | 0        | 0                 |
| Other            | 0            | 0           | 0           | 0          | 0            | 0        | 0        | 0                 |
| Palm Beach       | 0            | 0           | 0           | 0          | 0            | 0        | 0        | 0                 |
| Pasco            | 0            | 0           | 0           | 0          | 0            | 0        | 0        | 0                 |
| Pinellas         | 0            | 0           | 0           | 0          | 0            | 0        | 0        | 0                 |
| Polk             | 0            | 0           | 0           | 0          | 0            | 0        | 0        | 0                 |
| Putnam           | 0            | 0           | 0           | 0          | 0            | 0        | 0        | 0                 |
| Santa Rosa       | 0            | 0           | 0           | 0          | 0            | 0        | 0        | 0                 |
| Sarasota         | 0            | 0           | 0           | 0          | 0            | 0        | 0        | 0                 |
| Seminole         | 0            | 0           | 0           | 0          | 0            | 0        | 0        | 0                 |
| St. Johns        | 0            | 0           | 0           | 0          | 0            | 0        | 0        | 0                 |
| St. Lucie        | 0            | 0           | 0           | 0          | 0            | 0        | 0        | 0                 |
| Sumter           | 0            | 0           | 0           | 0          | 0            | 0        | 0        | 0                 |
| Suwannee         | 0            | 0           | 0           | 0          | 0            | 0        | 0        | 0                 |
| Taylor           | 0            | 0           | 0           | 0          | 0            | 0        | 0        | 0                 |
| Union            | 0            | 0           | 0           | 0          | 0            | 0        | 0        | 0                 |
| Volusia          | 0            | 0           | 0           | 0          | 0            | 0        | 0        | 0                 |
| Wakulla          | 0            | 0           | 0           | 0          | 0            | 0        | 0        | 0                 |
| Walton           | 0            | 0           | 0           | 0          | 0            | 0        | 0        | 0                 |
| Washington       | 0            | 0           | 0           | 0          | 0            | 0        | 0        | 0                 |
| Total Enrollment | 1,666        | 0           | 0           | 0          | 0            | 0        | 1,666    | 0                 |

# Managed Care Enrollment by County by Market Segment by Company 3Q2005

HEALTHY PALM BEACHES, INC.

NAIC Company Code

95827

|                  | COUNTY TOTAL | SMALL GROUP | LARGE GROUP | INDIVIDUAL | HEALTHY KIDS | MEDICAID | MEDICARE | FEDERAL EMPLOYEES |
|------------------|--------------|-------------|-------------|------------|--------------|----------|----------|-------------------|
| Alachua          | 0            | 0           | 0           | 0          | 0            | 0        | 0        | 0                 |
| Baker            | 0            | 0           | 0           | 0          | 0            | 0        | 0        | 0                 |
| Bay              | 0            | 0           | 0           | 0          | 0            | 0        | 0        | 0                 |
| Bradford         | 0            | 0           | 0           | 0          | 0            | 0        | 0        | 0                 |
| Brevard          | 0            | 0           | 0           | 0          | 0            | 0        | 0        | 0                 |
| Broward          | 0            | 0           | 0           | 0          | 0            | 0        | 0        | 0                 |
| Calhoun          | 0            | 0           | 0           | 0          | 0            | 0        | 0        | 0                 |
| Charlotte        | 0            | 0           | 0           | 0          | 0            | 0        | 0        | 0                 |
| Citrus           | 0            | 0           | 0           | 0          | 0            | 0        | 0        | 0                 |
| Clay             | 0            | 0           | 0           | 0          | 0            | 0        | 0        | 0                 |
| Collier          | 0            | 0           | 0           | 0          | 0            | 0        | 0        | 0                 |
| Columbia         | 0            | 0           | 0           | 0          | 0            | 0        | 0        | 0                 |
| De Soto          | 0            | 0           | 0           | 0          | 0            | 0        | 0        | 0                 |
| Dixie            | 0            | 0           | 0           | 0          | 0            | 0        | 0        | 0                 |
| Duval            | 0            | 0           | 0           | 0          | 0            | 0        | 0        | 0                 |
| Escambia         | 0            | 0           | 0           | 0          | 0            | 0        | 0        | 0                 |
| Flagler          | 0            | 0           | 0           | 0          | 0            | 0        | 0        | 0                 |
| Franklin         | 0            | 0           | 0           | 0          | 0            | 0        | 0        | 0                 |
| Gadsden          | 0            | 0           | 0           | 0          | 0            | 0        | 0        | 0                 |
| Gilchrist        | 0            | 0           | 0           | 0          | 0            | 0        | 0        | 0                 |
| Glades           | 0            | 0           | 0           | 0          | 0            | 0        | 0        | 0                 |
| Gulf             | 0            | 0           | 0           | 0          | 0            | 0        | 0        | 0                 |
| Hamilton         | 0            | 0           | 0           | 0          | 0            | 0        | 0        | 0                 |
| Hardee           | 0            | 0           | 0           | 0          | 0            | 0        | 0        | 0                 |
| Hendry           | 0            | 0           | 0           | 0          | 0            | 0        | 0        | 0                 |
| Hernando         | 0            | 0           | 0           | 0          | 0            | 0        | 0        | 0                 |
| Highlands        | 0            | 0           | 0           | 0          | 0            | 0        | 0        | 0                 |
| Hillsborough     | 0            | 0           | 0           | 0          | 0            | 0        | 0        | 0                 |
| Holmes           | 0            | 0           | 0           | 0          | 0            | 0        | 0        | 0                 |
| Indian River     | 0            | 0           | 0           | 0          | 0            | 0        | 0        | 0                 |
| Jackson          | 0            | 0           | 0           | 0          | 0            | 0        | 0        | 0                 |
| Jefferson        | 0            | 0           | 0           | 0          | 0            | 0        | 0        | 0                 |
| Lafayette        | 0            | 0           | 0           | 0          | 0            | 0        | 0        | 0                 |
| Lake             | 0            | 0           | 0           | 0          | 0            | 0        | 0        | 0                 |
| Lee              | 0            | 0           | 0           | 0          | 0            | 0        | 0        | 0                 |
| Leon             | 0            | 0           | 0           | 0          | 0            | 0        | 0        | 0                 |
| Levy             | 0            | 0           | 0           | 0          | 0            | 0        | 0        | 0                 |
| Liberty          | 0            | 0           | 0           | 0          | 0            | 0        | 0        | 0                 |
| Madison          | 0            | 0           | 0           | 0          | 0            | 0        | 0        | 0                 |
| Manatee          | 0            | 0           | 0           | 0          | 0            | 0        | 0        | 0                 |
| Marion           | 0            | 0           | 0           | 0          | 0            | 0        | 0        | 0                 |
| Martin           | 0            | 0           | 0           | 0          | 0            | 0        | 0        | 0                 |
| Miami-Dade       | 0            | 0           | 0           | 0          | 0            | 0        | 0        | 0                 |
| Monroe           | 0            | 0           | 0           | 0          | 0            | 0        | 0        | 0                 |
| Nassau           | 0            | 0           | 0           | 0          | 0            | 0        | 0        | 0                 |
| Okaloosa         | 0            | 0           | 0           | 0          | 0            | 0        | 0        | 0                 |
| Okeechobee       | 0            | 0           | 0           | 0          | 0            | 0        | 0        | 0                 |
| Orange           | 0            | 0           | 0           | 0          | 0            | 0        | 0        | 0                 |
| Osceola          | 0            | 0           | 0           | 0          | 0            | 0        | 0        | 0                 |
| Other            | 0            | 0           | 0           | 0          | 0            | 0        | 0        | 0                 |
| Palm Beach       | 5,186        | 0           | 0           | 0          | 0            | 5,186    | 0        | 0                 |
| Pasco            | 0            | 0           | 0           | 0          | 0            | 0        | 0        | 0                 |
| Pinellas         | 0            | 0           | 0           | 0          | 0            | 0        | 0        | 0                 |
| Polk             | 0            | 0           | 0           | 0          | 0            | 0        | 0        | 0                 |
| Putnam           | 0            | 0           | 0           | 0          | 0            | 0        | 0        | 0                 |
| Santa Rosa       | 0            | 0           | 0           | 0          | 0            | 0        | 0        | 0                 |
| Sarasota         | 0            | 0           | 0           | 0          | 0            | 0        | 0        | 0                 |
| Seminole         | 0            | 0           | 0           | 0          | 0            | 0        | 0        | 0                 |
| St. Johns        | 0            | 0           | 0           | 0          | 0            | 0        | 0        | 0                 |
| St. Lucie        | 0            | 0           | 0           | 0          | 0            | 0        | 0        | 0                 |
| Sumter           | 0            | 0           | 0           | 0          | 0            | 0        | 0        | 0                 |
| Suwannee         | 0            | 0           | 0           | 0          | 0            | 0        | 0        | 0                 |
| Taylor           | 0            | 0           | 0           | 0          | 0            | 0        | 0        | 0                 |
| Union            | 0            | 0           | 0           | 0          | 0            | 0        | 0        | 0                 |
| Volusia          | 0            | 0           | 0           | 0          | 0            | 0        | 0        | 0                 |
| Wakulla          | 0            | 0           | 0           | 0          | 0            | 0        | 0        | 0                 |
| Walton           | 0            | 0           | 0           | 0          | 0            | 0        | 0        | 0                 |
| Washington       | 0            | 0           | 0           | 0          | 0            | 0        | 0        | 0                 |
| Total Enrollment | 5,186        | 0           | 0           | 0          | 0            | 5,186    | 0        | 0                 |

# Managed Care Enrollment by County by Market Segment by Company 3Q2005

HUMANA MEDICAL PLAN, INC.

NAIC Company Code

95270

|                  | COUNTY TOTAL | SMALL GROUP | LARGE GROUP | INDIVIDUAL | HEALTHY KIDS | MEDICAID | MEDICARE | FEDERAL EMPLOYEES |
|------------------|--------------|-------------|-------------|------------|--------------|----------|----------|-------------------|
| Alachua          | 357          | 30          | 320         | 0          | 0            | 0        | 7        | 0                 |
| Baker            | 671          | 34          | 367         | 0          | 0            | 0        | 270      | 0                 |
| Bay              | 1,078        | 92          | 984         | 0          | 0            | 0        | 2        | 0                 |
| Bradford         | 5            | 0           | 5           | 0          | 0            | 0        | 0        | 0                 |
| Brevard          | 59           | 2           | 21          | 0          | 0            | 0        | 36       | 0                 |
| Broward          | 111,431      | 3,641       | 34,155      | 0          | 0            | 15,848   | 53,119   | 4,668             |
| Calhoun          | 132          | 11          | 121         | 0          | 0            | 0        | 0        | 0                 |
| Charlotte        | 8            | 0           | 0           | 0          | 0            | 0        | 8        | 0                 |
| Citrus           | 68           | 3           | 37          | 0          | 0            | 0        | 28       | 0                 |
| Clay             | 1,798        | 153         | 1,628       | 0          | 0            | 0        | 17       | 0                 |
| Collier          | 30           | 1           | 13          | 0          | 0            | 0        | 16       | 0                 |
| Columbia         | 20           | 1           | 9           | 0          | 0            | 0        | 10       | 0                 |
| De Soto          | 37           | 3           | 32          | 0          | 0            | 0        | 2        | 0                 |
| Dixie            | 4            | 0           | 4           | 0          | 0            | 0        | 0        | 0                 |
| Duval            | 18,827       | 997         | 10,624      | 0          | 0            | 0        | 7,206    | 0                 |
| Escambia         | 17           | 1           | 12          | 0          | 0            | 0        | 4        | 0                 |
| Flagler          | 2,409        | 55          | 581         | 0          | 0            | 0        | 1,773    | 0                 |
| Franklin         | 10           | 1           | 8           | 0          | 0            | 0        | 1        | 0                 |
| Gadsden          | 2            | 0           | 0           | 0          | 0            | 0        | 2        | 0                 |
| Gilchrist        | 1            | 0           | 0           | 0          | 0            | 0        | 1        | 0                 |
| Glades           | 4            | 0           | 0           | 0          | 0            | 0        | 4        | 0                 |
| Gulf             | 0            | 0           | 0           | 0          | 0            | 0        | 0        | 0                 |
| Hamilton         | 2            | 0           | 2           | 0          | 0            | 0        | 0        | 0                 |
| Hardee           | 1            | 0           | 0           | 0          | 0            | 0        | 1        | 0                 |
| Hendry           | 17           | 0           | 4           | 0          | 0            | 0        | 13       | 0                 |
| Hernando         | 1,857        | 75          | 803         | 0          | 0            | 0        | 979      | 0                 |
| Highlands        | 27           | 0           | 5           | 0          | 0            | 0        | 22       | 0                 |
| Hillsborough     | 60,402       | 3,249       | 34,639      | 0          | 0            | 0        | 22,514   | 0                 |
| Holmes           | 422          | 36          | 385         | 0          | 0            | 0        | 1        | 0                 |
| Indian River     | 2,303        | 197         | 2,098       | 0          | 0            | 0        | 6        | 2                 |
| Jackson          | 2            | 0           | 0           | 0          | 0            | 0        | 2        | 0                 |
| Jefferson        | 2            | 0           | 0           | 0          | 0            | 0        | 2        | 0                 |
| Lafayette        | 8            | 1           | 7           | 0          | 0            | 0        | 0        | 0                 |
| Lake             | 242          | 7           | 79          | 0          | 0            | 0        | 156      | 0                 |
| Lee              | 9,402        | 805         | 8,574       | 0          | 0            | 0        | 20       | 3                 |
| Leon             | 84           | 6           | 67          | 0          | 0            | 0        | 11       | 0                 |
| Levy             | 6            | 0           | 1           | 0          | 0            | 0        | 5        | 0                 |
| Liberty          | 1            | 0           | 0           | 0          | 0            | 0        | 1        | 0                 |
| Madison          | 2            | 0           | 0           | 0          | 0            | 0        | 2        | 0                 |
| Manatee          | 495          | 8           | 89          | 0          | 0            | 0        | 398      | 0                 |
| Marion           | 57           | 2           | 16          | 0          | 0            | 0        | 39       | 0                 |
| Martin           | 68           | 4           | 43          | 0          | 0            | 0        | 21       | 0                 |
| Miami-Dade       | 97,468       | 2,873       | 26,880      | 4          | 0            | 29,129   | 34,859   | 3,723             |
| Monroe           | 25           | 0           | 2           | 0          | 0            | 0        | 23       | 0                 |
| Nassau           | 1,156        | 3           | 35          | 0          | 0            | 0        | 1,118    | 0                 |
| Okaloosa         | 1            | 0           | 0           | 0          | 0            | 0        | 1        | 0                 |
| Okeechobee       | 13           | 0           | 0           | 0          | 0            | 0        | 13       | 0                 |
| Orange           | 9,496        | 111         | 1,181       | 0          | 0            | 0        | 8,204    | 0                 |
| Osceola          | 2,625        | 55          | 588         | 0          | 0            | 0        | 1,982    | 0                 |
| Other            | 0            | 0           | 0           | 0          | 0            | 0        | 0        | 0                 |
| Palm Beach       | 61,422       | 582         | 4,916       | 0          | 0            | 10,088   | 44,542   | 1,294             |
| Pasco            | 14,997       | 13          | 142         | 0          | 0            | 0        | 14,842   | 0                 |
| Pinellas         | 30,552       | 558         | 5,916       | 0          | 0            | 0        | 24,049   | 29                |
| Polk             | 157          | 9           | 98          | 0          | 0            | 0        | 50       | 0                 |
| Putnam           | 21           | 1           | 6           | 0          | 0            | 0        | 14       | 0                 |
| Santa Rosa       | 1            | 0           | 0           | 0          | 0            | 0        | 1        | 0                 |
| Sarasota         | 18           | 0           | 0           | 0          | 0            | 0        | 18       | 0                 |
| Seminole         | 3,697        | 88          | 933         | 0          | 0            | 0        | 2,676    | 0                 |
| St. Johns        | 717          | 7           | 74          | 0          | 0            | 0        | 636      | 0                 |
| St. Lucie        | 3,758        | 319         | 2,807       | 597        | 0            | 0        | 35       | 0                 |
| Sumter           | 26           | 1           | 8           | 0          | 0            | 0        | 17       | 0                 |
| Suwannee         | 132          | 11          | 114         | 0          | 0            | 0        | 7        | 0                 |
| Taylor           | 4            | 0           | 0           | 0          | 0            | 0        | 4        | 0                 |
| Union            | 28           | 2           | 26          | 0          | 0            | 0        | 0        | 0                 |
| Volusia          | 19,079       | 22          | 229         | 0          | 0            | 0        | 18,828   | 0                 |
| Wakulla          | 0            | 0           | 0           | 0          | 0            | 0        | 0        | 0                 |
| Walton           | 0            | 0           | 0           | 0          | 0            | 0        | 0        | 0                 |
| Washington       | 0            | 0           | 0           | 0          | 0            | 0        | 0        | 0                 |
| Total Enrollment | 457,761      | 14,070      | 139,688     | 601        | 0            | 55,065   | 238,618  | 9,719             |

# Managed Care Enrollment by County by Market Segment by Company 3Q2005

LEON MEDICAL CENTERS HEALTH PLANS, INC.

NAIC Company Code

11532

|                  | COUNTY TOTAL | SMALL GROUP | LARGE GROUP | INDIVIDUAL | HEALTHY KIDS | MEDICAID | MEDICARE | FEDERAL EMPLOYEES |
|------------------|--------------|-------------|-------------|------------|--------------|----------|----------|-------------------|
| Alachua          | 0            | 0           | 0           | 0          | 0            | 0        | 0        | 0                 |
| Baker            | 0            | 0           | 0           | 0          | 0            | 0        | 0        | 0                 |
| Bay              | 0            | 0           | 0           | 0          | 0            | 0        | 0        | 0                 |
| Bradford         | 0            | 0           | 0           | 0          | 0            | 0        | 0        | 0                 |
| Brevard          | 0            | 0           | 0           | 0          | 0            | 0        | 0        | 0                 |
| Broward          | 0            | 0           | 0           | 0          | 0            | 0        | 0        | 0                 |
| Calhoun          | 0            | 0           | 0           | 0          | 0            | 0        | 0        | 0                 |
| Charlotte        | 0            | 0           | 0           | 0          | 0            | 0        | 0        | 0                 |
| Citrus           | 0            | 0           | 0           | 0          | 0            | 0        | 0        | 0                 |
| Clay             | 0            | 0           | 0           | 0          | 0            | 0        | 0        | 0                 |
| Collier          | 0            | 0           | 0           | 0          | 0            | 0        | 0        | 0                 |
| Columbia         | 0            | 0           | 0           | 0          | 0            | 0        | 0        | 0                 |
| De Soto          | 0            | 0           | 0           | 0          | 0            | 0        | 0        | 0                 |
| Dixie            | 0            | 0           | 0           | 0          | 0            | 0        | 0        | 0                 |
| Duval            | 0            | 0           | 0           | 0          | 0            | 0        | 0        | 0                 |
| Escambia         | 0            | 0           | 0           | 0          | 0            | 0        | 0        | 0                 |
| Flagler          | 0            | 0           | 0           | 0          | 0            | 0        | 0        | 0                 |
| Franklin         | 0            | 0           | 0           | 0          | 0            | 0        | 0        | 0                 |
| Gadsden          | 0            | 0           | 0           | 0          | 0            | 0        | 0        | 0                 |
| Gilchrist        | 0            | 0           | 0           | 0          | 0            | 0        | 0        | 0                 |
| Glades           | 0            | 0           | 0           | 0          | 0            | 0        | 0        | 0                 |
| Gulf             | 0            | 0           | 0           | 0          | 0            | 0        | 0        | 0                 |
| Hamilton         | 0            | 0           | 0           | 0          | 0            | 0        | 0        | 0                 |
| Hardee           | 0            | 0           | 0           | 0          | 0            | 0        | 0        | 0                 |
| Hendry           | 0            | 0           | 0           | 0          | 0            | 0        | 0        | 0                 |
| Hernando         | 0            | 0           | 0           | 0          | 0            | 0        | 0        | 0                 |
| Highlands        | 0            | 0           | 0           | 0          | 0            | 0        | 0        | 0                 |
| Hillsborough     | 0            | 0           | 0           | 0          | 0            | 0        | 0        | 0                 |
| Holmes           | 0            | 0           | 0           | 0          | 0            | 0        | 0        | 0                 |
| Indian River     | 0            | 0           | 0           | 0          | 0            | 0        | 0        | 0                 |
| Jackson          | 0            | 0           | 0           | 0          | 0            | 0        | 0        | 0                 |
| Jefferson        | 0            | 0           | 0           | 0          | 0            | 0        | 0        | 0                 |
| Lafayette        | 0            | 0           | 0           | 0          | 0            | 0        | 0        | 0                 |
| Lake             | 0            | 0           | 0           | 0          | 0            | 0        | 0        | 0                 |
| Lee              | 0            | 0           | 0           | 0          | 0            | 0        | 0        | 0                 |
| Leon             | 0            | 0           | 0           | 0          | 0            | 0        | 0        | 0                 |
| Levy             | 0            | 0           | 0           | 0          | 0            | 0        | 0        | 0                 |
| Liberty          | 0            | 0           | 0           | 0          | 0            | 0        | 0        | 0                 |
| Madison          | 0            | 0           | 0           | 0          | 0            | 0        | 0        | 0                 |
| Manatee          | 0            | 0           | 0           | 0          | 0            | 0        | 0        | 0                 |
| Marion           | 0            | 0           | 0           | 0          | 0            | 0        | 0        | 0                 |
| Martin           | 0            | 0           | 0           | 0          | 0            | 0        | 0        | 0                 |
| Miami-Dade       | 16,505       | 0           | 0           | 0          | 0            | 0        | 16,505   | 0                 |
| Monroe           | 0            | 0           | 0           | 0          | 0            | 0        | 0        | 0                 |
| Nassau           | 0            | 0           | 0           | 0          | 0            | 0        | 0        | 0                 |
| Okaloosa         | 0            | 0           | 0           | 0          | 0            | 0        | 0        | 0                 |
| Okeechobee       | 0            | 0           | 0           | 0          | 0            | 0        | 0        | 0                 |
| Orange           | 0            | 0           | 0           | 0          | 0            | 0        | 0        | 0                 |
| Osceola          | 0            | 0           | 0           | 0          | 0            | 0        | 0        | 0                 |
| Other            | 0            | 0           | 0           | 0          | 0            | 0        | 0        | 0                 |
| Palm Beach       | 0            | 0           | 0           | 0          | 0            | 0        | 0        | 0                 |
| Pasco            | 0            | 0           | 0           | 0          | 0            | 0        | 0        | 0                 |
| Pinellas         | 0            | 0           | 0           | 0          | 0            | 0        | 0        | 0                 |
| Polk             | 0            | 0           | 0           | 0          | 0            | 0        | 0        | 0                 |
| Putnam           | 0            | 0           | 0           | 0          | 0            | 0        | 0        | 0                 |
| Santa Rosa       | 0            | 0           | 0           | 0          | 0            | 0        | 0        | 0                 |
| Sarasota         | 0            | 0           | 0           | 0          | 0            | 0        | 0        | 0                 |
| Seminole         | 0            | 0           | 0           | 0          | 0            | 0        | 0        | 0                 |
| St. Johns        | 0            | 0           | 0           | 0          | 0            | 0        | 0        | 0                 |
| St. Lucie        | 0            | 0           | 0           | 0          | 0            | 0        | 0        | 0                 |
| Sumter           | 0            | 0           | 0           | 0          | 0            | 0        | 0        | 0                 |
| Suwannee         | 0            | 0           | 0           | 0          | 0            | 0        | 0        | 0                 |
| Taylor           | 0            | 0           | 0           | 0          | 0            | 0        | 0        | 0                 |
| Union            | 0            | 0           | 0           | 0          | 0            | 0        | 0        | 0                 |
| Volusia          | 0            | 0           | 0           | 0          | 0            | 0        | 0        | 0                 |
| Wakulla          | 0            | 0           | 0           | 0          | 0            | 0        | 0        | 0                 |
| Walton           | 0            | 0           | 0           | 0          | 0            | 0        | 0        | 0                 |
| Washington       | 0            | 0           | 0           | 0          | 0            | 0        | 0        | 0                 |
| Total Enrollment | 16,505       | 0           | 0           | 0          | 0            | 0        | 16,505   | 0                 |

# Managed Care Enrollment by County by Market Segment by Company 3Q2005

**MEDICA HEALTHCARE PLANS, INC.**

**NAIC Company Code**

**12155**

|                         | COUNTY TOTAL | SMALL GROUP | LARGE GROUP | INDIVIDUAL | HEALTHY KIDS | MEDICAID | MEDICARE     | FEDERAL EMPLOYEES |
|-------------------------|--------------|-------------|-------------|------------|--------------|----------|--------------|-------------------|
| Alachua                 | 0            | 0           | 0           | 0          | 0            | 0        | 0            | 0                 |
| Baker                   | 0            | 0           | 0           | 0          | 0            | 0        | 0            | 0                 |
| Bay                     | 0            | 0           | 0           | 0          | 0            | 0        | 0            | 0                 |
| Bradford                | 0            | 0           | 0           | 0          | 0            | 0        | 0            | 0                 |
| Brevard                 | 0            | 0           | 0           | 0          | 0            | 0        | 0            | 0                 |
| Broward                 | 10           | 0           | 0           | 0          | 0            | 0        | 10           | 0                 |
| Calhoun                 | 0            | 0           | 0           | 0          | 0            | 0        | 0            | 0                 |
| Charlotte               | 0            | 0           | 0           | 0          | 0            | 0        | 0            | 0                 |
| Citrus                  | 0            | 0           | 0           | 0          | 0            | 0        | 0            | 0                 |
| Clay                    | 0            | 0           | 0           | 0          | 0            | 0        | 0            | 0                 |
| Collier                 | 0            | 0           | 0           | 0          | 0            | 0        | 0            | 0                 |
| Columbia                | 0            | 0           | 0           | 0          | 0            | 0        | 0            | 0                 |
| De Soto                 | 0            | 0           | 0           | 0          | 0            | 0        | 0            | 0                 |
| Dixie                   | 0            | 0           | 0           | 0          | 0            | 0        | 0            | 0                 |
| Duval                   | 0            | 0           | 0           | 0          | 0            | 0        | 0            | 0                 |
| Escambia                | 0            | 0           | 0           | 0          | 0            | 0        | 0            | 0                 |
| Flagler                 | 0            | 0           | 0           | 0          | 0            | 0        | 0            | 0                 |
| Franklin                | 0            | 0           | 0           | 0          | 0            | 0        | 0            | 0                 |
| Gadsden                 | 0            | 0           | 0           | 0          | 0            | 0        | 0            | 0                 |
| Gilchrist               | 0            | 0           | 0           | 0          | 0            | 0        | 0            | 0                 |
| Glades                  | 0            | 0           | 0           | 0          | 0            | 0        | 0            | 0                 |
| Gulf                    | 0            | 0           | 0           | 0          | 0            | 0        | 0            | 0                 |
| Hamilton                | 0            | 0           | 0           | 0          | 0            | 0        | 0            | 0                 |
| Hardee                  | 0            | 0           | 0           | 0          | 0            | 0        | 0            | 0                 |
| Hendry                  | 0            | 0           | 0           | 0          | 0            | 0        | 0            | 0                 |
| Hernando                | 0            | 0           | 0           | 0          | 0            | 0        | 0            | 0                 |
| Highlands               | 0            | 0           | 0           | 0          | 0            | 0        | 0            | 0                 |
| Hillsborough            | 0            | 0           | 0           | 0          | 0            | 0        | 0            | 0                 |
| Holmes                  | 0            | 0           | 0           | 0          | 0            | 0        | 0            | 0                 |
| Indian River            | 0            | 0           | 0           | 0          | 0            | 0        | 0            | 0                 |
| Jackson                 | 0            | 0           | 0           | 0          | 0            | 0        | 0            | 0                 |
| Jefferson               | 0            | 0           | 0           | 0          | 0            | 0        | 0            | 0                 |
| Lafayette               | 0            | 0           | 0           | 0          | 0            | 0        | 0            | 0                 |
| Lake                    | 0            | 0           | 0           | 0          | 0            | 0        | 0            | 0                 |
| Lee                     | 0            | 0           | 0           | 0          | 0            | 0        | 0            | 0                 |
| Leon                    | 0            | 0           | 0           | 0          | 0            | 0        | 0            | 0                 |
| Levy                    | 0            | 0           | 0           | 0          | 0            | 0        | 0            | 0                 |
| Liberty                 | 0            | 0           | 0           | 0          | 0            | 0        | 0            | 0                 |
| Madison                 | 0            | 0           | 0           | 0          | 0            | 0        | 0            | 0                 |
| Manatee                 | 0            | 0           | 0           | 0          | 0            | 0        | 0            | 0                 |
| Marion                  | 0            | 0           | 0           | 0          | 0            | 0        | 0            | 0                 |
| Martin                  | 0            | 0           | 0           | 0          | 0            | 0        | 0            | 0                 |
| Miami-Dade              | 4,935        | 0           | 0           | 0          | 0            | 0        | 4,935        | 0                 |
| Monroe                  | 0            | 0           | 0           | 0          | 0            | 0        | 0            | 0                 |
| Nassau                  | 0            | 0           | 0           | 0          | 0            | 0        | 0            | 0                 |
| Okaloosa                | 0            | 0           | 0           | 0          | 0            | 0        | 0            | 0                 |
| Okeechobee              | 0            | 0           | 0           | 0          | 0            | 0        | 0            | 0                 |
| Orange                  | 0            | 0           | 0           | 0          | 0            | 0        | 0            | 0                 |
| Osceola                 | 0            | 0           | 0           | 0          | 0            | 0        | 0            | 0                 |
| Other                   | 0            | 0           | 0           | 0          | 0            | 0        | 0            | 0                 |
| Palm Beach              | 0            | 0           | 0           | 0          | 0            | 0        | 0            | 0                 |
| Pasco                   | 0            | 0           | 0           | 0          | 0            | 0        | 0            | 0                 |
| Pinellas                | 0            | 0           | 0           | 0          | 0            | 0        | 0            | 0                 |
| Polk                    | 0            | 0           | 0           | 0          | 0            | 0        | 0            | 0                 |
| Putnam                  | 0            | 0           | 0           | 0          | 0            | 0        | 0            | 0                 |
| Santa Rosa              | 0            | 0           | 0           | 0          | 0            | 0        | 0            | 0                 |
| Sarasota                | 0            | 0           | 0           | 0          | 0            | 0        | 0            | 0                 |
| Seminole                | 0            | 0           | 0           | 0          | 0            | 0        | 0            | 0                 |
| St. Johns               | 0            | 0           | 0           | 0          | 0            | 0        | 0            | 0                 |
| St. Lucie               | 0            | 0           | 0           | 0          | 0            | 0        | 0            | 0                 |
| Sumter                  | 0            | 0           | 0           | 0          | 0            | 0        | 0            | 0                 |
| Suwannee                | 0            | 0           | 0           | 0          | 0            | 0        | 0            | 0                 |
| Taylor                  | 0            | 0           | 0           | 0          | 0            | 0        | 0            | 0                 |
| Union                   | 0            | 0           | 0           | 0          | 0            | 0        | 0            | 0                 |
| Volusia                 | 0            | 0           | 0           | 0          | 0            | 0        | 0            | 0                 |
| Wakulla                 | 0            | 0           | 0           | 0          | 0            | 0        | 0            | 0                 |
| Walton                  | 0            | 0           | 0           | 0          | 0            | 0        | 0            | 0                 |
| Washington              | 0            | 0           | 0           | 0          | 0            | 0        | 0            | 0                 |
| <b>Total Enrollment</b> | <b>4,945</b> | <b>0</b>    | <b>0</b>    | <b>0</b>   | <b>0</b>     | <b>0</b> | <b>4,945</b> | <b>0</b>          |

# Managed Care Enrollment by County by Market Segment by Company 3Q2005

**METCARE HEALTH PLANS, INC.**

NAIC Company Code

10126

|                  | COUNTY TOTAL | SMALL GROUP | LARGE GROUP | INDIVIDUAL | HEALTHY KIDS | MEDICAID | MEDICARE | FEDERAL EMPLOYEES |
|------------------|--------------|-------------|-------------|------------|--------------|----------|----------|-------------------|
| Alachua          | 0            | 0           | 0           | 0          | 0            | 0        | 0        | 0                 |
| Baker            | 0            | 0           | 0           | 0          | 0            | 0        | 0        | 0                 |
| Bay              | 0            | 0           | 0           | 0          | 0            | 0        | 0        | 0                 |
| Bradford         | 0            | 0           | 0           | 0          | 0            | 0        | 0        | 0                 |
| Brevard          | 0            | 0           | 0           | 0          | 0            | 0        | 0        | 0                 |
| Broward          | 0            | 0           | 0           | 0          | 0            | 0        | 0        | 0                 |
| Calhoun          | 0            | 0           | 0           | 0          | 0            | 0        | 0        | 0                 |
| Charlotte        | 8            | 0           | 0           | 0          | 0            | 0        | 8        | 0                 |
| Citrus           | 0            | 0           | 0           | 0          | 0            | 0        | 0        | 0                 |
| Clay             | 0            | 0           | 0           | 0          | 0            | 0        | 0        | 0                 |
| Collier          | 0            | 0           | 0           | 0          | 0            | 0        | 0        | 0                 |
| Columbia         | 0            | 0           | 0           | 0          | 0            | 0        | 0        | 0                 |
| De Soto          | 0            | 0           | 0           | 0          | 0            | 0        | 0        | 0                 |
| Dixie            | 0            | 0           | 0           | 0          | 0            | 0        | 0        | 0                 |
| Duval            | 0            | 0           | 0           | 0          | 0            | 0        | 0        | 0                 |
| Escambia         | 0            | 0           | 0           | 0          | 0            | 0        | 0        | 0                 |
| Flagler          | 0            | 0           | 0           | 0          | 0            | 0        | 0        | 0                 |
| Franklin         | 0            | 0           | 0           | 0          | 0            | 0        | 0        | 0                 |
| Gadsden          | 0            | 0           | 0           | 0          | 0            | 0        | 0        | 0                 |
| Gilchrist        | 0            | 0           | 0           | 0          | 0            | 0        | 0        | 0                 |
| Glades           | 0            | 0           | 0           | 0          | 0            | 0        | 0        | 0                 |
| Gulf             | 0            | 0           | 0           | 0          | 0            | 0        | 0        | 0                 |
| Hamilton         | 0            | 0           | 0           | 0          | 0            | 0        | 0        | 0                 |
| Hardee           | 0            | 0           | 0           | 0          | 0            | 0        | 0        | 0                 |
| Hendry           | 0            | 0           | 0           | 0          | 0            | 0        | 0        | 0                 |
| Hernando         | 0            | 0           | 0           | 0          | 0            | 0        | 0        | 0                 |
| Highlands        | 0            | 0           | 0           | 0          | 0            | 0        | 0        | 0                 |
| Hillsborough     | 0            | 0           | 0           | 0          | 0            | 0        | 0        | 0                 |
| Holmes           | 0            | 0           | 0           | 0          | 0            | 0        | 0        | 0                 |
| Indian River     | 0            | 0           | 0           | 0          | 0            | 0        | 0        | 0                 |
| Jackson          | 0            | 0           | 0           | 0          | 0            | 0        | 0        | 0                 |
| Jefferson        | 0            | 0           | 0           | 0          | 0            | 0        | 0        | 0                 |
| Lafayette        | 0            | 0           | 0           | 0          | 0            | 0        | 0        | 0                 |
| Lake             | 0            | 0           | 0           | 0          | 0            | 0        | 0        | 0                 |
| Lee              | 173          | 0           | 0           | 0          | 0            | 0        | 173      | 0                 |
| Leon             | 0            | 0           | 0           | 0          | 0            | 0        | 0        | 0                 |
| Levy             | 0            | 0           | 0           | 0          | 0            | 0        | 0        | 0                 |
| Liberty          | 0            | 0           | 0           | 0          | 0            | 0        | 0        | 0                 |
| Madison          | 0            | 0           | 0           | 0          | 0            | 0        | 0        | 0                 |
| Manatee          | 0            | 0           | 0           | 0          | 0            | 0        | 0        | 0                 |
| Marion           | 0            | 0           | 0           | 0          | 0            | 0        | 0        | 0                 |
| Martin           | 93           | 0           | 0           | 0          | 0            | 0        | 93       | 0                 |
| Miami-Dade       | 0            | 0           | 0           | 0          | 0            | 0        | 0        | 0                 |
| Monroe           | 0            | 0           | 0           | 0          | 0            | 0        | 0        | 0                 |
| Nassau           | 0            | 0           | 0           | 0          | 0            | 0        | 0        | 0                 |
| Okaloosa         | 0            | 0           | 0           | 0          | 0            | 0        | 0        | 0                 |
| Okeechobee       | 58           | 0           | 0           | 0          | 0            | 0        | 58       | 0                 |
| Orange           | 0            | 0           | 0           | 0          | 0            | 0        | 0        | 0                 |
| Osceola          | 0            | 0           | 0           | 0          | 0            | 0        | 0        | 0                 |
| Other            | 0            | 0           | 0           | 0          | 0            | 0        | 0        | 0                 |
| Palm Beach       | 0            | 0           | 0           | 0          | 0            | 0        | 0        | 0                 |
| Pasco            | 0            | 0           | 0           | 0          | 0            | 0        | 0        | 0                 |
| Pinellas         | 0            | 0           | 0           | 0          | 0            | 0        | 0        | 0                 |
| Polk             | 0            | 0           | 0           | 0          | 0            | 0        | 0        | 0                 |
| Putnam           | 0            | 0           | 0           | 0          | 0            | 0        | 0        | 0                 |
| Santa Rosa       | 0            | 0           | 0           | 0          | 0            | 0        | 0        | 0                 |
| Sarasota         | 23           | 0           | 0           | 0          | 0            | 0        | 23       | 0                 |
| Seminole         | 0            | 0           | 0           | 0          | 0            | 0        | 0        | 0                 |
| St. Johns        | 0            | 0           | 0           | 0          | 0            | 0        | 0        | 0                 |
| St. Lucie        | 145          | 0           | 0           | 0          | 0            | 0        | 145      | 0                 |
| Sumter           | 0            | 0           | 0           | 0          | 0            | 0        | 0        | 0                 |
| Suwannee         | 0            | 0           | 0           | 0          | 0            | 0        | 0        | 0                 |
| Taylor           | 0            | 0           | 0           | 0          | 0            | 0        | 0        | 0                 |
| Union            | 0            | 0           | 0           | 0          | 0            | 0        | 0        | 0                 |
| Volusia          | 0            | 0           | 0           | 0          | 0            | 0        | 0        | 0                 |
| Wakulla          | 0            | 0           | 0           | 0          | 0            | 0        | 0        | 0                 |
| Walton           | 0            | 0           | 0           | 0          | 0            | 0        | 0        | 0                 |
| Washington       | 0            | 0           | 0           | 0          | 0            | 0        | 0        | 0                 |
| Total Enrollment | 500          | 0           | 0           | 0          | 0            | 0        | 500      | 0                 |

# Managed Care Enrollment by County by Market Segment by Company 3Q2005

NEIGHBORHOOD HEALTH PARTNERSHIP, INC.

NAIC Company Code

95123

|                  | COUNTY TOTAL | SMALL GROUP | LARGE GROUP | INDIVIDUAL | HEALTHY KIDS | MEDICAID | MEDICARE | FEDERAL EMPLOYEES |
|------------------|--------------|-------------|-------------|------------|--------------|----------|----------|-------------------|
| Alachua          | 0            | 0           | 0           | 0          | 0            | 0        | 0        | 0                 |
| Baker            | 0            | 0           | 0           | 0          | 0            | 0        | 0        | 0                 |
| Bay              | 0            | 0           | 0           | 0          | 0            | 0        | 0        | 0                 |
| Bradford         | 0            | 0           | 0           | 0          | 0            | 0        | 0        | 0                 |
| Brevard          | 0            | 0           | 0           | 0          | 0            | 0        | 0        | 0                 |
| Broward          | 28,843       | 21,267      | 7,576       | 0          | 0            | 0        | 0        | 0                 |
| Calhoun          | 0            | 0           | 0           | 0          | 0            | 0        | 0        | 0                 |
| Charlotte        | 0            | 0           | 0           | 0          | 0            | 0        | 0        | 0                 |
| Citrus           | 0            | 0           | 0           | 0          | 0            | 0        | 0        | 0                 |
| Clay             | 0            | 0           | 0           | 0          | 0            | 0        | 0        | 0                 |
| Collier          | 0            | 0           | 0           | 0          | 0            | 0        | 0        | 0                 |
| Columbia         | 0            | 0           | 0           | 0          | 0            | 0        | 0        | 0                 |
| De Soto          | 0            | 0           | 0           | 0          | 0            | 0        | 0        | 0                 |
| Dixie            | 0            | 0           | 0           | 0          | 0            | 0        | 0        | 0                 |
| Duval            | 0            | 0           | 0           | 0          | 0            | 0        | 0        | 0                 |
| Escambia         | 0            | 0           | 0           | 0          | 0            | 0        | 0        | 0                 |
| Flagler          | 0            | 0           | 0           | 0          | 0            | 0        | 0        | 0                 |
| Franklin         | 0            | 0           | 0           | 0          | 0            | 0        | 0        | 0                 |
| Gadsden          | 0            | 0           | 0           | 0          | 0            | 0        | 0        | 0                 |
| Gilchrist        | 0            | 0           | 0           | 0          | 0            | 0        | 0        | 0                 |
| Glades           | 0            | 0           | 0           | 0          | 0            | 0        | 0        | 0                 |
| Gulf             | 0            | 0           | 0           | 0          | 0            | 0        | 0        | 0                 |
| Hamilton         | 0            | 0           | 0           | 0          | 0            | 0        | 0        | 0                 |
| Hardee           | 0            | 0           | 0           | 0          | 0            | 0        | 0        | 0                 |
| Hendry           | 0            | 0           | 0           | 0          | 0            | 0        | 0        | 0                 |
| Hernando         | 0            | 0           | 0           | 0          | 0            | 0        | 0        | 0                 |
| Highlands        | 0            | 0           | 0           | 0          | 0            | 0        | 0        | 0                 |
| Hillsborough     | 0            | 0           | 0           | 0          | 0            | 0        | 0        | 0                 |
| Holmes           | 0            | 0           | 0           | 0          | 0            | 0        | 0        | 0                 |
| Indian River     | 0            | 0           | 0           | 0          | 0            | 0        | 0        | 0                 |
| Jackson          | 0            | 0           | 0           | 0          | 0            | 0        | 0        | 0                 |
| Jefferson        | 0            | 0           | 0           | 0          | 0            | 0        | 0        | 0                 |
| Lafayette        | 0            | 0           | 0           | 0          | 0            | 0        | 0        | 0                 |
| Lake             | 0            | 0           | 0           | 0          | 0            | 0        | 0        | 0                 |
| Lee              | 0            | 0           | 0           | 0          | 0            | 0        | 0        | 0                 |
| Leon             | 0            | 0           | 0           | 0          | 0            | 0        | 0        | 0                 |
| Levy             | 0            | 0           | 0           | 0          | 0            | 0        | 0        | 0                 |
| Liberty          | 0            | 0           | 0           | 0          | 0            | 0        | 0        | 0                 |
| Madison          | 0            | 0           | 0           | 0          | 0            | 0        | 0        | 0                 |
| Manatee          | 0            | 0           | 0           | 0          | 0            | 0        | 0        | 0                 |
| Marion           | 0            | 0           | 0           | 0          | 0            | 0        | 0        | 0                 |
| Martin           | 0            | 0           | 0           | 0          | 0            | 0        | 0        | 0                 |
| Miami-Dade       | 97,792       | 64,285      | 33,507      | 0          | 0            | 0        | 0        | 0                 |
| Monroe           | 0            | 0           | 0           | 0          | 0            | 0        | 0        | 0                 |
| Nassau           | 0            | 0           | 0           | 0          | 0            | 0        | 0        | 0                 |
| Okaloosa         | 0            | 0           | 0           | 0          | 0            | 0        | 0        | 0                 |
| Okeechobee       | 0            | 0           | 0           | 0          | 0            | 0        | 0        | 0                 |
| Orange           | 0            | 0           | 0           | 0          | 0            | 0        | 0        | 0                 |
| Osceola          | 0            | 0           | 0           | 0          | 0            | 0        | 0        | 0                 |
| Other            | 0            | 0           | 0           | 0          | 0            | 0        | 0        | 0                 |
| Palm Beach       | 4,683        | 3,165       | 1,518       | 0          | 0            | 0        | 0        | 0                 |
| Pasco            | 0            | 0           | 0           | 0          | 0            | 0        | 0        | 0                 |
| Pinellas         | 0            | 0           | 0           | 0          | 0            | 0        | 0        | 0                 |
| Polk             | 0            | 0           | 0           | 0          | 0            | 0        | 0        | 0                 |
| Putnam           | 0            | 0           | 0           | 0          | 0            | 0        | 0        | 0                 |
| Santa Rosa       | 0            | 0           | 0           | 0          | 0            | 0        | 0        | 0                 |
| Sarasota         | 0            | 0           | 0           | 0          | 0            | 0        | 0        | 0                 |
| Seminole         | 0            | 0           | 0           | 0          | 0            | 0        | 0        | 0                 |
| St. Johns        | 0            | 0           | 0           | 0          | 0            | 0        | 0        | 0                 |
| St. Lucie        | 0            | 0           | 0           | 0          | 0            | 0        | 0        | 0                 |
| Sumter           | 0            | 0           | 0           | 0          | 0            | 0        | 0        | 0                 |
| Suwannee         | 0            | 0           | 0           | 0          | 0            | 0        | 0        | 0                 |
| Taylor           | 0            | 0           | 0           | 0          | 0            | 0        | 0        | 0                 |
| Union            | 0            | 0           | 0           | 0          | 0            | 0        | 0        | 0                 |
| Volusia          | 0            | 0           | 0           | 0          | 0            | 0        | 0        | 0                 |
| Wakulla          | 0            | 0           | 0           | 0          | 0            | 0        | 0        | 0                 |
| Walton           | 0            | 0           | 0           | 0          | 0            | 0        | 0        | 0                 |
| Washington       | 0            | 0           | 0           | 0          | 0            | 0        | 0        | 0                 |
| Total Enrollment | 131,318      | 88,717      | 42,601      | 0          | 0            | 0        | 0        | 0                 |

# Managed Care Enrollment by County by Market Segment by Company 3Q2005

OPTIMUM HEALTHCARE, INC.

NAIC Company Code

12259

|                  | COUNTY TOTAL | SMALL GROUP | LARGE GROUP | INDIVIDUAL | HEALTHY KIDS | MEDICAID | MEDICARE | FEDERAL EMPLOYEES |
|------------------|--------------|-------------|-------------|------------|--------------|----------|----------|-------------------|
| Alachua          | 0            | 0           | 0           | 0          | 0            | 0        | 0        | 0                 |
| Baker            | 0            | 0           | 0           | 0          | 0            | 0        | 0        | 0                 |
| Bay              | 0            | 0           | 0           | 0          | 0            | 0        | 0        | 0                 |
| Bradford         | 0            | 0           | 0           | 0          | 0            | 0        | 0        | 0                 |
| Brevard          | 0            | 0           | 0           | 0          | 0            | 0        | 0        | 0                 |
| Broward          | 0            | 0           | 0           | 0          | 0            | 0        | 0        | 0                 |
| Calhoun          | 0            | 0           | 0           | 0          | 0            | 0        | 0        | 0                 |
| Charlotte        | 0            | 0           | 0           | 0          | 0            | 0        | 0        | 0                 |
| Citrus           | 0            | 0           | 0           | 0          | 0            | 0        | 0        | 0                 |
| Clay             | 0            | 0           | 0           | 0          | 0            | 0        | 0        | 0                 |
| Collier          | 0            | 0           | 0           | 0          | 0            | 0        | 0        | 0                 |
| Columbia         | 0            | 0           | 0           | 0          | 0            | 0        | 0        | 0                 |
| De Soto          | 0            | 0           | 0           | 0          | 0            | 0        | 0        | 0                 |
| Dixie            | 0            | 0           | 0           | 0          | 0            | 0        | 0        | 0                 |
| Duval            | 0            | 0           | 0           | 0          | 0            | 0        | 0        | 0                 |
| Escambia         | 0            | 0           | 0           | 0          | 0            | 0        | 0        | 0                 |
| Flagler          | 0            | 0           | 0           | 0          | 0            | 0        | 0        | 0                 |
| Franklin         | 0            | 0           | 0           | 0          | 0            | 0        | 0        | 0                 |
| Gadsden          | 0            | 0           | 0           | 0          | 0            | 0        | 0        | 0                 |
| Gilchrist        | 0            | 0           | 0           | 0          | 0            | 0        | 0        | 0                 |
| Glades           | 0            | 0           | 0           | 0          | 0            | 0        | 0        | 0                 |
| Gulf             | 0            | 0           | 0           | 0          | 0            | 0        | 0        | 0                 |
| Hamilton         | 0            | 0           | 0           | 0          | 0            | 0        | 0        | 0                 |
| Hardee           | 0            | 0           | 0           | 0          | 0            | 0        | 0        | 0                 |
| Hendry           | 0            | 0           | 0           | 0          | 0            | 0        | 0        | 0                 |
| Hernando         | 0            | 0           | 0           | 0          | 0            | 0        | 0        | 0                 |
| Highlands        | 0            | 0           | 0           | 0          | 0            | 0        | 0        | 0                 |
| Hillsborough     | 0            | 0           | 0           | 0          | 0            | 0        | 0        | 0                 |
| Holmes           | 0            | 0           | 0           | 0          | 0            | 0        | 0        | 0                 |
| Indian River     | 0            | 0           | 0           | 0          | 0            | 0        | 0        | 0                 |
| Jackson          | 0            | 0           | 0           | 0          | 0            | 0        | 0        | 0                 |
| Jefferson        | 0            | 0           | 0           | 0          | 0            | 0        | 0        | 0                 |
| Lafayette        | 0            | 0           | 0           | 0          | 0            | 0        | 0        | 0                 |
| Lake             | 0            | 0           | 0           | 0          | 0            | 0        | 0        | 0                 |
| Lee              | 0            | 0           | 0           | 0          | 0            | 0        | 0        | 0                 |
| Leon             | 0            | 0           | 0           | 0          | 0            | 0        | 0        | 0                 |
| Levy             | 0            | 0           | 0           | 0          | 0            | 0        | 0        | 0                 |
| Liberty          | 0            | 0           | 0           | 0          | 0            | 0        | 0        | 0                 |
| Madison          | 0            | 0           | 0           | 0          | 0            | 0        | 0        | 0                 |
| Manatee          | 0            | 0           | 0           | 0          | 0            | 0        | 0        | 0                 |
| Marion           | 0            | 0           | 0           | 0          | 0            | 0        | 0        | 0                 |
| Martin           | 0            | 0           | 0           | 0          | 0            | 0        | 0        | 0                 |
| Miami-Dade       | 0            | 0           | 0           | 0          | 0            | 0        | 0        | 0                 |
| Monroe           | 0            | 0           | 0           | 0          | 0            | 0        | 0        | 0                 |
| Nassau           | 0            | 0           | 0           | 0          | 0            | 0        | 0        | 0                 |
| Okaloosa         | 0            | 0           | 0           | 0          | 0            | 0        | 0        | 0                 |
| Okeechobee       | 0            | 0           | 0           | 0          | 0            | 0        | 0        | 0                 |
| Orange           | 0            | 0           | 0           | 0          | 0            | 0        | 0        | 0                 |
| Osceola          | 0            | 0           | 0           | 0          | 0            | 0        | 0        | 0                 |
| Other            | 0            | 0           | 0           | 0          | 0            | 0        | 0        | 0                 |
| Palm Beach       | 0            | 0           | 0           | 0          | 0            | 0        | 0        | 0                 |
| Pasco            | 0            | 0           | 0           | 0          | 0            | 0        | 0        | 0                 |
| Pinellas         | 0            | 0           | 0           | 0          | 0            | 0        | 0        | 0                 |
| Polk             | 0            | 0           | 0           | 0          | 0            | 0        | 0        | 0                 |
| Putnam           | 0            | 0           | 0           | 0          | 0            | 0        | 0        | 0                 |
| Santa Rosa       | 0            | 0           | 0           | 0          | 0            | 0        | 0        | 0                 |
| Sarasota         | 0            | 0           | 0           | 0          | 0            | 0        | 0        | 0                 |
| Seminole         | 0            | 0           | 0           | 0          | 0            | 0        | 0        | 0                 |
| St. Johns        | 0            | 0           | 0           | 0          | 0            | 0        | 0        | 0                 |
| St. Lucie        | 0            | 0           | 0           | 0          | 0            | 0        | 0        | 0                 |
| Sumter           | 0            | 0           | 0           | 0          | 0            | 0        | 0        | 0                 |
| Suwannee         | 0            | 0           | 0           | 0          | 0            | 0        | 0        | 0                 |
| Taylor           | 0            | 0           | 0           | 0          | 0            | 0        | 0        | 0                 |
| Union            | 0            | 0           | 0           | 0          | 0            | 0        | 0        | 0                 |
| Volusia          | 0            | 0           | 0           | 0          | 0            | 0        | 0        | 0                 |
| Wakulla          | 0            | 0           | 0           | 0          | 0            | 0        | 0        | 0                 |
| Walton           | 0            | 0           | 0           | 0          | 0            | 0        | 0        | 0                 |
| Washington       | 0            | 0           | 0           | 0          | 0            | 0        | 0        | 0                 |
| Total Enrollment | 0            | 0           | 0           | 0          | 0            | 0        | 0        | 0                 |

# Managed Care Enrollment by County by Market Segment by Company 3Q2005

PHYSICIANS UNITED PLAN, INC.

NAIC Company Code

10775

|                  | COUNTY TOTAL | SMALL GROUP | LARGE GROUP | INDIVIDUAL | HEALTHY KIDS | MEDICAID | MEDICARE | FEDERAL EMPLOYEES |
|------------------|--------------|-------------|-------------|------------|--------------|----------|----------|-------------------|
| Alachua          | 0            | 0           | 0           | 0          | 0            | 0        | 0        | 0                 |
| Baker            | 0            | 0           | 0           | 0          | 0            | 0        | 0        | 0                 |
| Bay              | 0            | 0           | 0           | 0          | 0            | 0        | 0        | 0                 |
| Bradford         | 0            | 0           | 0           | 0          | 0            | 0        | 0        | 0                 |
| Brevard          | 0            | 0           | 0           | 0          | 0            | 0        | 0        | 0                 |
| Broward          | 0            | 0           | 0           | 0          | 0            | 0        | 0        | 0                 |
| Calhoun          | 0            | 0           | 0           | 0          | 0            | 0        | 0        | 0                 |
| Charlotte        | 0            | 0           | 0           | 0          | 0            | 0        | 0        | 0                 |
| Citrus           | 0            | 0           | 0           | 0          | 0            | 0        | 0        | 0                 |
| Clay             | 0            | 0           | 0           | 0          | 0            | 0        | 0        | 0                 |
| Collier          | 0            | 0           | 0           | 0          | 0            | 0        | 0        | 0                 |
| Columbia         | 0            | 0           | 0           | 0          | 0            | 0        | 0        | 0                 |
| De Soto          | 0            | 0           | 0           | 0          | 0            | 0        | 0        | 0                 |
| Dixie            | 0            | 0           | 0           | 0          | 0            | 0        | 0        | 0                 |
| Duval            | 0            | 0           | 0           | 0          | 0            | 0        | 0        | 0                 |
| Escambia         | 0            | 0           | 0           | 0          | 0            | 0        | 0        | 0                 |
| Flagler          | 0            | 0           | 0           | 0          | 0            | 0        | 0        | 0                 |
| Franklin         | 0            | 0           | 0           | 0          | 0            | 0        | 0        | 0                 |
| Gadsden          | 0            | 0           | 0           | 0          | 0            | 0        | 0        | 0                 |
| Gilchrist        | 0            | 0           | 0           | 0          | 0            | 0        | 0        | 0                 |
| Glades           | 0            | 0           | 0           | 0          | 0            | 0        | 0        | 0                 |
| Gulf             | 0            | 0           | 0           | 0          | 0            | 0        | 0        | 0                 |
| Hamilton         | 0            | 0           | 0           | 0          | 0            | 0        | 0        | 0                 |
| Hardee           | 0            | 0           | 0           | 0          | 0            | 0        | 0        | 0                 |
| Hendry           | 0            | 0           | 0           | 0          | 0            | 0        | 0        | 0                 |
| Hernando         | 0            | 0           | 0           | 0          | 0            | 0        | 0        | 0                 |
| Highlands        | 0            | 0           | 0           | 0          | 0            | 0        | 0        | 0                 |
| Hillsborough     | 0            | 0           | 0           | 0          | 0            | 0        | 0        | 0                 |
| Holmes           | 0            | 0           | 0           | 0          | 0            | 0        | 0        | 0                 |
| Indian River     | 0            | 0           | 0           | 0          | 0            | 0        | 0        | 0                 |
| Jackson          | 0            | 0           | 0           | 0          | 0            | 0        | 0        | 0                 |
| Jefferson        | 0            | 0           | 0           | 0          | 0            | 0        | 0        | 0                 |
| Lafayette        | 0            | 0           | 0           | 0          | 0            | 0        | 0        | 0                 |
| Lake             | 0            | 0           | 0           | 0          | 0            | 0        | 0        | 0                 |
| Lee              | 0            | 0           | 0           | 0          | 0            | 0        | 0        | 0                 |
| Leon             | 0            | 0           | 0           | 0          | 0            | 0        | 0        | 0                 |
| Levy             | 0            | 0           | 0           | 0          | 0            | 0        | 0        | 0                 |
| Liberty          | 0            | 0           | 0           | 0          | 0            | 0        | 0        | 0                 |
| Madison          | 0            | 0           | 0           | 0          | 0            | 0        | 0        | 0                 |
| Manatee          | 0            | 0           | 0           | 0          | 0            | 0        | 0        | 0                 |
| Marion           | 0            | 0           | 0           | 0          | 0            | 0        | 0        | 0                 |
| Martin           | 0            | 0           | 0           | 0          | 0            | 0        | 0        | 0                 |
| Miami-Dade       | 0            | 0           | 0           | 0          | 0            | 0        | 0        | 0                 |
| Monroe           | 0            | 0           | 0           | 0          | 0            | 0        | 0        | 0                 |
| Nassau           | 0            | 0           | 0           | 0          | 0            | 0        | 0        | 0                 |
| Okaloosa         | 0            | 0           | 0           | 0          | 0            | 0        | 0        | 0                 |
| Okeechobee       | 0            | 0           | 0           | 0          | 0            | 0        | 0        | 0                 |
| Orange           | 0            | 0           | 0           | 0          | 0            | 0        | 0        | 0                 |
| Osceola          | 0            | 0           | 0           | 0          | 0            | 0        | 0        | 0                 |
| Other            | 0            | 0           | 0           | 0          | 0            | 0        | 0        | 0                 |
| Palm Beach       | 0            | 0           | 0           | 0          | 0            | 0        | 0        | 0                 |
| Pasco            | 0            | 0           | 0           | 0          | 0            | 0        | 0        | 0                 |
| Pinellas         | 0            | 0           | 0           | 0          | 0            | 0        | 0        | 0                 |
| Polk             | 0            | 0           | 0           | 0          | 0            | 0        | 0        | 0                 |
| Putnam           | 0            | 0           | 0           | 0          | 0            | 0        | 0        | 0                 |
| Santa Rosa       | 0            | 0           | 0           | 0          | 0            | 0        | 0        | 0                 |
| Sarasota         | 0            | 0           | 0           | 0          | 0            | 0        | 0        | 0                 |
| Seminole         | 0            | 0           | 0           | 0          | 0            | 0        | 0        | 0                 |
| St. Johns        | 0            | 0           | 0           | 0          | 0            | 0        | 0        | 0                 |
| St. Lucie        | 0            | 0           | 0           | 0          | 0            | 0        | 0        | 0                 |
| Sumter           | 0            | 0           | 0           | 0          | 0            | 0        | 0        | 0                 |
| Suwannee         | 0            | 0           | 0           | 0          | 0            | 0        | 0        | 0                 |
| Taylor           | 0            | 0           | 0           | 0          | 0            | 0        | 0        | 0                 |
| Union            | 0            | 0           | 0           | 0          | 0            | 0        | 0        | 0                 |
| Volusia          | 0            | 0           | 0           | 0          | 0            | 0        | 0        | 0                 |
| Wakulla          | 0            | 0           | 0           | 0          | 0            | 0        | 0        | 0                 |
| Walton           | 0            | 0           | 0           | 0          | 0            | 0        | 0        | 0                 |
| Washington       | 0            | 0           | 0           | 0          | 0            | 0        | 0        | 0                 |
| Total Enrollment | 0            | 0           | 0           | 0          | 0            | 0        | 0        | 0                 |

# Managed Care Enrollment by County by Market Segment by Company 3Q2005

PREFERRED CARE PARTNERS, INC.

NAIC Company Code

11176

|                  | COUNTY TOTAL | SMALL GROUP | LARGE GROUP | INDIVIDUAL | HEALTHY KIDS | MEDICAID | MEDICARE | FEDERAL EMPLOYEES |
|------------------|--------------|-------------|-------------|------------|--------------|----------|----------|-------------------|
| Alachua          | 0            | 0           | 0           | 0          | 0            | 0        | 0        | 0                 |
| Baker            | 0            | 0           | 0           | 0          | 0            | 0        | 0        | 0                 |
| Bay              | 0            | 0           | 0           | 0          | 0            | 0        | 0        | 0                 |
| Bradford         | 0            | 0           | 0           | 0          | 0            | 0        | 0        | 0                 |
| Brevard          | 0            | 0           | 0           | 0          | 0            | 0        | 0        | 0                 |
| Broward          | 0            | 0           | 0           | 0          | 0            | 0        | 0        | 0                 |
| Calhoun          | 0            | 0           | 0           | 0          | 0            | 0        | 0        | 0                 |
| Charlotte        | 0            | 0           | 0           | 0          | 0            | 0        | 0        | 0                 |
| Citrus           | 0            | 0           | 0           | 0          | 0            | 0        | 0        | 0                 |
| Clay             | 0            | 0           | 0           | 0          | 0            | 0        | 0        | 0                 |
| Collier          | 0            | 0           | 0           | 0          | 0            | 0        | 0        | 0                 |
| Columbia         | 0            | 0           | 0           | 0          | 0            | 0        | 0        | 0                 |
| De Soto          | 0            | 0           | 0           | 0          | 0            | 0        | 0        | 0                 |
| Dixie            | 0            | 0           | 0           | 0          | 0            | 0        | 0        | 0                 |
| Duval            | 0            | 0           | 0           | 0          | 0            | 0        | 0        | 0                 |
| Escambia         | 0            | 0           | 0           | 0          | 0            | 0        | 0        | 0                 |
| Flagler          | 0            | 0           | 0           | 0          | 0            | 0        | 0        | 0                 |
| Franklin         | 0            | 0           | 0           | 0          | 0            | 0        | 0        | 0                 |
| Gadsden          | 0            | 0           | 0           | 0          | 0            | 0        | 0        | 0                 |
| Gilchrist        | 0            | 0           | 0           | 0          | 0            | 0        | 0        | 0                 |
| Glades           | 0            | 0           | 0           | 0          | 0            | 0        | 0        | 0                 |
| Gulf             | 0            | 0           | 0           | 0          | 0            | 0        | 0        | 0                 |
| Hamilton         | 0            | 0           | 0           | 0          | 0            | 0        | 0        | 0                 |
| Hardee           | 0            | 0           | 0           | 0          | 0            | 0        | 0        | 0                 |
| Hendry           | 0            | 0           | 0           | 0          | 0            | 0        | 0        | 0                 |
| Hernando         | 0            | 0           | 0           | 0          | 0            | 0        | 0        | 0                 |
| Highlands        | 0            | 0           | 0           | 0          | 0            | 0        | 0        | 0                 |
| Hillsborough     | 0            | 0           | 0           | 0          | 0            | 0        | 0        | 0                 |
| Holmes           | 0            | 0           | 0           | 0          | 0            | 0        | 0        | 0                 |
| Indian River     | 0            | 0           | 0           | 0          | 0            | 0        | 0        | 0                 |
| Jackson          | 0            | 0           | 0           | 0          | 0            | 0        | 0        | 0                 |
| Jefferson        | 0            | 0           | 0           | 0          | 0            | 0        | 0        | 0                 |
| Lafayette        | 0            | 0           | 0           | 0          | 0            | 0        | 0        | 0                 |
| Lake             | 0            | 0           | 0           | 0          | 0            | 0        | 0        | 0                 |
| Lee              | 0            | 0           | 0           | 0          | 0            | 0        | 0        | 0                 |
| Leon             | 0            | 0           | 0           | 0          | 0            | 0        | 0        | 0                 |
| Levy             | 0            | 0           | 0           | 0          | 0            | 0        | 0        | 0                 |
| Liberty          | 0            | 0           | 0           | 0          | 0            | 0        | 0        | 0                 |
| Madison          | 0            | 0           | 0           | 0          | 0            | 0        | 0        | 0                 |
| Manatee          | 0            | 0           | 0           | 0          | 0            | 0        | 0        | 0                 |
| Marion           | 0            | 0           | 0           | 0          | 0            | 0        | 0        | 0                 |
| Martin           | 0            | 0           | 0           | 0          | 0            | 0        | 0        | 0                 |
| Miami-Dade       | 25,170       | 0           | 0           | 0          | 0            | 0        | 25,170   | 0                 |
| Monroe           | 0            | 0           | 0           | 0          | 0            | 0        | 0        | 0                 |
| Nassau           | 0            | 0           | 0           | 0          | 0            | 0        | 0        | 0                 |
| Okaloosa         | 0            | 0           | 0           | 0          | 0            | 0        | 0        | 0                 |
| Okeechobee       | 0            | 0           | 0           | 0          | 0            | 0        | 0        | 0                 |
| Orange           | 0            | 0           | 0           | 0          | 0            | 0        | 0        | 0                 |
| Osceola          | 0            | 0           | 0           | 0          | 0            | 0        | 0        | 0                 |
| Other            | 0            | 0           | 0           | 0          | 0            | 0        | 0        | 0                 |
| Palm Beach       | 0            | 0           | 0           | 0          | 0            | 0        | 0        | 0                 |
| Pasco            | 0            | 0           | 0           | 0          | 0            | 0        | 0        | 0                 |
| Pinellas         | 0            | 0           | 0           | 0          | 0            | 0        | 0        | 0                 |
| Polk             | 0            | 0           | 0           | 0          | 0            | 0        | 0        | 0                 |
| Putnam           | 0            | 0           | 0           | 0          | 0            | 0        | 0        | 0                 |
| Santa Rosa       | 0            | 0           | 0           | 0          | 0            | 0        | 0        | 0                 |
| Sarasota         | 0            | 0           | 0           | 0          | 0            | 0        | 0        | 0                 |
| Seminole         | 0            | 0           | 0           | 0          | 0            | 0        | 0        | 0                 |
| St. Johns        | 0            | 0           | 0           | 0          | 0            | 0        | 0        | 0                 |
| St. Lucie        | 0            | 0           | 0           | 0          | 0            | 0        | 0        | 0                 |
| Sumter           | 0            | 0           | 0           | 0          | 0            | 0        | 0        | 0                 |
| Suwannee         | 0            | 0           | 0           | 0          | 0            | 0        | 0        | 0                 |
| Taylor           | 0            | 0           | 0           | 0          | 0            | 0        | 0        | 0                 |
| Union            | 0            | 0           | 0           | 0          | 0            | 0        | 0        | 0                 |
| Volusia          | 0            | 0           | 0           | 0          | 0            | 0        | 0        | 0                 |
| Wakulla          | 0            | 0           | 0           | 0          | 0            | 0        | 0        | 0                 |
| Walton           | 0            | 0           | 0           | 0          | 0            | 0        | 0        | 0                 |
| Washington       | 0            | 0           | 0           | 0          | 0            | 0        | 0        | 0                 |
| Total Enrollment | 25,170       | 0           | 0           | 0          | 0            | 0        | 25,170   | 0                 |

# Managed Care Enrollment by County by Market Segment by Company 3Q2005

PREFERRED MEDICAL PLAN, INC.

NAIC Company Code

95271

|                  | COUNTY TOTAL | SMALL GROUP | LARGE GROUP | INDIVIDUAL | HEALTHY KIDS | MEDICAID | MEDICARE | FEDERAL EMPLOYEES |
|------------------|--------------|-------------|-------------|------------|--------------|----------|----------|-------------------|
| Alachua          | 0            | 0           | 0           | 0          | 0            | 0        | 0        | 0                 |
| Baker            | 0            | 0           | 0           | 0          | 0            | 0        | 0        | 0                 |
| Bay              | 0            | 0           | 0           | 0          | 0            | 0        | 0        | 0                 |
| Bradford         | 0            | 0           | 0           | 0          | 0            | 0        | 0        | 0                 |
| Brevard          | 0            | 0           | 0           | 0          | 0            | 0        | 0        | 0                 |
| Broward          | 7,840        | 0           | 0           | 5,346      | 0            | 2,494    | 0        | 0                 |
| Calhoun          | 0            | 0           | 0           | 0          | 0            | 0        | 0        | 0                 |
| Charlotte        | 0            | 0           | 0           | 0          | 0            | 0        | 0        | 0                 |
| Citrus           | 0            | 0           | 0           | 0          | 0            | 0        | 0        | 0                 |
| Clay             | 0            | 0           | 0           | 0          | 0            | 0        | 0        | 0                 |
| Collier          | 0            | 0           | 0           | 0          | 0            | 0        | 0        | 0                 |
| Columbia         | 0            | 0           | 0           | 0          | 0            | 0        | 0        | 0                 |
| De Soto          | 0            | 0           | 0           | 0          | 0            | 0        | 0        | 0                 |
| Dixie            | 0            | 0           | 0           | 0          | 0            | 0        | 0        | 0                 |
| Duval            | 0            | 0           | 0           | 0          | 0            | 0        | 0        | 0                 |
| Escambia         | 0            | 0           | 0           | 0          | 0            | 0        | 0        | 0                 |
| Flagler          | 0            | 0           | 0           | 0          | 0            | 0        | 0        | 0                 |
| Franklin         | 0            | 0           | 0           | 0          | 0            | 0        | 0        | 0                 |
| Gadsden          | 0            | 0           | 0           | 0          | 0            | 0        | 0        | 0                 |
| Gilchrist        | 0            | 0           | 0           | 0          | 0            | 0        | 0        | 0                 |
| Glades           | 0            | 0           | 0           | 0          | 0            | 0        | 0        | 0                 |
| Gulf             | 0            | 0           | 0           | 0          | 0            | 0        | 0        | 0                 |
| Hamilton         | 0            | 0           | 0           | 0          | 0            | 0        | 0        | 0                 |
| Hardee           | 0            | 0           | 0           | 0          | 0            | 0        | 0        | 0                 |
| Hendry           | 0            | 0           | 0           | 0          | 0            | 0        | 0        | 0                 |
| Hernando         | 0            | 0           | 0           | 0          | 0            | 0        | 0        | 0                 |
| Highlands        | 0            | 0           | 0           | 0          | 0            | 0        | 0        | 0                 |
| Hillsborough     | 0            | 0           | 0           | 0          | 0            | 0        | 0        | 0                 |
| Holmes           | 0            | 0           | 0           | 0          | 0            | 0        | 0        | 0                 |
| Indian River     | 0            | 0           | 0           | 0          | 0            | 0        | 0        | 0                 |
| Jackson          | 0            | 0           | 0           | 0          | 0            | 0        | 0        | 0                 |
| Jefferson        | 0            | 0           | 0           | 0          | 0            | 0        | 0        | 0                 |
| Lafayette        | 0            | 0           | 0           | 0          | 0            | 0        | 0        | 0                 |
| Lake             | 0            | 0           | 0           | 0          | 0            | 0        | 0        | 0                 |
| Lee              | 0            | 0           | 0           | 0          | 0            | 0        | 0        | 0                 |
| Leon             | 0            | 0           | 0           | 0          | 0            | 0        | 0        | 0                 |
| Levy             | 0            | 0           | 0           | 0          | 0            | 0        | 0        | 0                 |
| Liberty          | 0            | 0           | 0           | 0          | 0            | 0        | 0        | 0                 |
| Madison          | 0            | 0           | 0           | 0          | 0            | 0        | 0        | 0                 |
| Manatee          | 0            | 0           | 0           | 0          | 0            | 0        | 0        | 0                 |
| Marion           | 0            | 0           | 0           | 0          | 0            | 0        | 0        | 0                 |
| Martin           | 0            | 0           | 0           | 0          | 0            | 0        | 0        | 0                 |
| Miami-Dade       | 49,739       | 0           | 0           | 35,985     | 0            | 13,754   | 0        | 0                 |
| Monroe           | 0            | 0           | 0           | 0          | 0            | 0        | 0        | 0                 |
| Nassau           | 0            | 0           | 0           | 0          | 0            | 0        | 0        | 0                 |
| Okaloosa         | 0            | 0           | 0           | 0          | 0            | 0        | 0        | 0                 |
| Okeechobee       | 0            | 0           | 0           | 0          | 0            | 0        | 0        | 0                 |
| Orange           | 0            | 0           | 0           | 0          | 0            | 0        | 0        | 0                 |
| Osceola          | 0            | 0           | 0           | 0          | 0            | 0        | 0        | 0                 |
| Other            | 0            | 0           | 0           | 0          | 0            | 0        | 0        | 0                 |
| Palm Beach       | 0            | 0           | 0           | 0          | 0            | 0        | 0        | 0                 |
| Pasco            | 0            | 0           | 0           | 0          | 0            | 0        | 0        | 0                 |
| Pinellas         | 0            | 0           | 0           | 0          | 0            | 0        | 0        | 0                 |
| Polk             | 0            | 0           | 0           | 0          | 0            | 0        | 0        | 0                 |
| Putnam           | 0            | 0           | 0           | 0          | 0            | 0        | 0        | 0                 |
| Santa Rosa       | 0            | 0           | 0           | 0          | 0            | 0        | 0        | 0                 |
| Sarasota         | 0            | 0           | 0           | 0          | 0            | 0        | 0        | 0                 |
| Seminole         | 0            | 0           | 0           | 0          | 0            | 0        | 0        | 0                 |
| St. Johns        | 0            | 0           | 0           | 0          | 0            | 0        | 0        | 0                 |
| St. Lucie        | 0            | 0           | 0           | 0          | 0            | 0        | 0        | 0                 |
| Sumter           | 0            | 0           | 0           | 0          | 0            | 0        | 0        | 0                 |
| Suwannee         | 0            | 0           | 0           | 0          | 0            | 0        | 0        | 0                 |
| Taylor           | 0            | 0           | 0           | 0          | 0            | 0        | 0        | 0                 |
| Union            | 0            | 0           | 0           | 0          | 0            | 0        | 0        | 0                 |
| Volusia          | 0            | 0           | 0           | 0          | 0            | 0        | 0        | 0                 |
| Wakulla          | 0            | 0           | 0           | 0          | 0            | 0        | 0        | 0                 |
| Walton           | 0            | 0           | 0           | 0          | 0            | 0        | 0        | 0                 |
| Washington       | 0            | 0           | 0           | 0          | 0            | 0        | 0        | 0                 |
| Total Enrollment | 57,579       | 0           | 0           | 41,331     | 0            | 16,248   | 0        | 0                 |

# Managed Care Enrollment by County by Market Segment by Company 3Q2005

QUALITY HEALTH PLANS, INC.

NAIC Company Code

11519

|                  | COUNTY TOTAL | SMALL GROUP | LARGE GROUP | INDIVIDUAL | HEALTHY KIDS | MEDICAID | MEDICARE | FEDERAL EMPLOYEES |
|------------------|--------------|-------------|-------------|------------|--------------|----------|----------|-------------------|
| Alachua          | 0            | 0           | 0           | 0          | 0            | 0        | 0        | 0                 |
| Baker            | 0            | 0           | 0           | 0          | 0            | 0        | 0        | 0                 |
| Bay              | 0            | 0           | 0           | 0          | 0            | 0        | 0        | 0                 |
| Bradford         | 0            | 0           | 0           | 0          | 0            | 0        | 0        | 0                 |
| Brevard          | 0            | 0           | 0           | 0          | 0            | 0        | 0        | 0                 |
| Broward          | 0            | 0           | 0           | 0          | 0            | 0        | 0        | 0                 |
| Calhoun          | 0            | 0           | 0           | 0          | 0            | 0        | 0        | 0                 |
| Charlotte        | 0            | 0           | 0           | 0          | 0            | 0        | 0        | 0                 |
| Citrus           | 0            | 0           | 0           | 0          | 0            | 0        | 0        | 0                 |
| Clay             | 0            | 0           | 0           | 0          | 0            | 0        | 0        | 0                 |
| Collier          | 0            | 0           | 0           | 0          | 0            | 0        | 0        | 0                 |
| Columbia         | 0            | 0           | 0           | 0          | 0            | 0        | 0        | 0                 |
| De Soto          | 0            | 0           | 0           | 0          | 0            | 0        | 0        | 0                 |
| Dixie            | 0            | 0           | 0           | 0          | 0            | 0        | 0        | 0                 |
| Duval            | 39           | 0           | 0           | 0          | 0            | 0        | 39       | 0                 |
| Escambia         | 0            | 0           | 0           | 0          | 0            | 0        | 0        | 0                 |
| Flagler          | 0            | 0           | 0           | 0          | 0            | 0        | 0        | 0                 |
| Franklin         | 0            | 0           | 0           | 0          | 0            | 0        | 0        | 0                 |
| Gadsden          | 0            | 0           | 0           | 0          | 0            | 0        | 0        | 0                 |
| Gilchrist        | 0            | 0           | 0           | 0          | 0            | 0        | 0        | 0                 |
| Glades           | 0            | 0           | 0           | 0          | 0            | 0        | 0        | 0                 |
| Gulf             | 0            | 0           | 0           | 0          | 0            | 0        | 0        | 0                 |
| Hamilton         | 0            | 0           | 0           | 0          | 0            | 0        | 0        | 0                 |
| Hardee           | 0            | 0           | 0           | 0          | 0            | 0        | 0        | 0                 |
| Hendry           | 0            | 0           | 0           | 0          | 0            | 0        | 0        | 0                 |
| Hernando         | 688          | 0           | 0           | 0          | 0            | 0        | 688      | 0                 |
| Highlands        | 0            | 0           | 0           | 0          | 0            | 0        | 0        | 0                 |
| Hillsborough     | 10           | 0           | 0           | 0          | 0            | 0        | 10       | 0                 |
| Holmes           | 0            | 0           | 0           | 0          | 0            | 0        | 0        | 0                 |
| Indian River     | 0            | 0           | 0           | 0          | 0            | 0        | 0        | 0                 |
| Jackson          | 0            | 0           | 0           | 0          | 0            | 0        | 0        | 0                 |
| Jefferson        | 0            | 0           | 0           | 0          | 0            | 0        | 0        | 0                 |
| Lafayette        | 0            | 0           | 0           | 0          | 0            | 0        | 0        | 0                 |
| Lake             | 0            | 0           | 0           | 0          | 0            | 0        | 0        | 0                 |
| Lee              | 0            | 0           | 0           | 0          | 0            | 0        | 0        | 0                 |
| Leon             | 0            | 0           | 0           | 0          | 0            | 0        | 0        | 0                 |
| Levy             | 0            | 0           | 0           | 0          | 0            | 0        | 0        | 0                 |
| Liberty          | 0            | 0           | 0           | 0          | 0            | 0        | 0        | 0                 |
| Madison          | 0            | 0           | 0           | 0          | 0            | 0        | 0        | 0                 |
| Manatee          | 1            | 0           | 0           | 0          | 0            | 0        | 1        | 0                 |
| Marion           | 0            | 0           | 0           | 0          | 0            | 0        | 0        | 0                 |
| Martin           | 0            | 0           | 0           | 0          | 0            | 0        | 0        | 0                 |
| Miami-Dade       | 0            | 0           | 0           | 0          | 0            | 0        | 0        | 0                 |
| Monroe           | 0            | 0           | 0           | 0          | 0            | 0        | 0        | 0                 |
| Nassau           | 0            | 0           | 0           | 0          | 0            | 0        | 0        | 0                 |
| Okaloosa         | 0            | 0           | 0           | 0          | 0            | 0        | 0        | 0                 |
| Okeechobee       | 0            | 0           | 0           | 0          | 0            | 0        | 0        | 0                 |
| Orange           | 2            | 0           | 0           | 0          | 0            | 0        | 2        | 0                 |
| Osceola          | 0            | 0           | 0           | 0          | 0            | 0        | 0        | 0                 |
| Other            | 0            | 0           | 0           | 0          | 0            | 0        | 0        | 0                 |
| Palm Beach       | 0            | 0           | 0           | 0          | 0            | 0        | 0        | 0                 |
| Pasco            | 733          | 0           | 0           | 0          | 0            | 0        | 733      | 0                 |
| Pinellas         | 8            | 0           | 0           | 0          | 0            | 0        | 8        | 0                 |
| Polk             | 3,562        | 0           | 0           | 0          | 0            | 0        | 3,562    | 0                 |
| Putnam           | 0            | 0           | 0           | 0          | 0            | 0        | 0        | 0                 |
| Santa Rosa       | 0            | 0           | 0           | 0          | 0            | 0        | 0        | 0                 |
| Sarasota         | 0            | 0           | 0           | 0          | 0            | 0        | 0        | 0                 |
| Seminole         | 0            | 0           | 0           | 0          | 0            | 0        | 0        | 0                 |
| St. Johns        | 0            | 0           | 0           | 0          | 0            | 0        | 0        | 0                 |
| St. Lucie        | 0            | 0           | 0           | 0          | 0            | 0        | 0        | 0                 |
| Sumter           | 3            | 0           | 0           | 0          | 0            | 0        | 3        | 0                 |
| Suwannee         | 0            | 0           | 0           | 0          | 0            | 0        | 0        | 0                 |
| Taylor           | 0            | 0           | 0           | 0          | 0            | 0        | 0        | 0                 |
| Union            | 0            | 0           | 0           | 0          | 0            | 0        | 0        | 0                 |
| Volusia          | 0            | 0           | 0           | 0          | 0            | 0        | 0        | 0                 |
| Wakulla          | 0            | 0           | 0           | 0          | 0            | 0        | 0        | 0                 |
| Walton           | 0            | 0           | 0           | 0          | 0            | 0        | 0        | 0                 |
| Washington       | 0            | 0           | 0           | 0          | 0            | 0        | 0        | 0                 |
| Total Enrollment | 5,046        | 0           | 0           | 0          | 0            | 0        | 5,046    | 0                 |

# Managed Care Enrollment by County by Market Segment by Company 3Q2005

SUMMIT HEALTH PLAN, INC.

NAIC Company Code

10771

|                  | COUNTY TOTAL | SMALL GROUP | LARGE GROUP | INDIVIDUAL | HEALTHY KIDS | MEDICAID | MEDICARE | FEDERAL EMPLOYEES |
|------------------|--------------|-------------|-------------|------------|--------------|----------|----------|-------------------|
| Alachua          | 0            | 0           | 0           | 0          | 0            | 0        | 0        | 0                 |
| Baker            | 0            | 0           | 0           | 0          | 0            | 0        | 0        | 0                 |
| Bay              | 0            | 0           | 0           | 0          | 0            | 0        | 0        | 0                 |
| Bradford         | 0            | 0           | 0           | 0          | 0            | 0        | 0        | 0                 |
| Brevard          | 0            | 0           | 0           | 0          | 0            | 0        | 0        | 0                 |
| Broward          | 0            | 0           | 0           | 0          | 0            | 0        | 0        | 0                 |
| Calhoun          | 0            | 0           | 0           | 0          | 0            | 0        | 0        | 0                 |
| Charlotte        | 0            | 0           | 0           | 0          | 0            | 0        | 0        | 0                 |
| Citrus           | 0            | 0           | 0           | 0          | 0            | 0        | 0        | 0                 |
| Clay             | 0            | 0           | 0           | 0          | 0            | 0        | 0        | 0                 |
| Collier          | 0            | 0           | 0           | 0          | 0            | 0        | 0        | 0                 |
| Columbia         | 0            | 0           | 0           | 0          | 0            | 0        | 0        | 0                 |
| De Soto          | 0            | 0           | 0           | 0          | 0            | 0        | 0        | 0                 |
| Dixie            | 0            | 0           | 0           | 0          | 0            | 0        | 0        | 0                 |
| Duval            | 0            | 0           | 0           | 0          | 0            | 0        | 0        | 0                 |
| Escambia         | 0            | 0           | 0           | 0          | 0            | 0        | 0        | 0                 |
| Flagler          | 0            | 0           | 0           | 0          | 0            | 0        | 0        | 0                 |
| Franklin         | 0            | 0           | 0           | 0          | 0            | 0        | 0        | 0                 |
| Gadsden          | 0            | 0           | 0           | 0          | 0            | 0        | 0        | 0                 |
| Gilchrist        | 0            | 0           | 0           | 0          | 0            | 0        | 0        | 0                 |
| Glades           | 0            | 0           | 0           | 0          | 0            | 0        | 0        | 0                 |
| Gulf             | 0            | 0           | 0           | 0          | 0            | 0        | 0        | 0                 |
| Hamilton         | 0            | 0           | 0           | 0          | 0            | 0        | 0        | 0                 |
| Hardee           | 0            | 0           | 0           | 0          | 0            | 0        | 0        | 0                 |
| Hendry           | 0            | 0           | 0           | 0          | 0            | 0        | 0        | 0                 |
| Hernando         | 0            | 0           | 0           | 0          | 0            | 0        | 0        | 0                 |
| Highlands        | 0            | 0           | 0           | 0          | 0            | 0        | 0        | 0                 |
| Hillsborough     | 0            | 0           | 0           | 0          | 0            | 0        | 0        | 0                 |
| Holmes           | 0            | 0           | 0           | 0          | 0            | 0        | 0        | 0                 |
| Indian River     | 0            | 0           | 0           | 0          | 0            | 0        | 0        | 0                 |
| Jackson          | 0            | 0           | 0           | 0          | 0            | 0        | 0        | 0                 |
| Jefferson        | 0            | 0           | 0           | 0          | 0            | 0        | 0        | 0                 |
| Lafayette        | 0            | 0           | 0           | 0          | 0            | 0        | 0        | 0                 |
| Lake             | 0            | 0           | 0           | 0          | 0            | 0        | 0        | 0                 |
| Lee              | 0            | 0           | 0           | 0          | 0            | 0        | 0        | 0                 |
| Leon             | 0            | 0           | 0           | 0          | 0            | 0        | 0        | 0                 |
| Levy             | 0            | 0           | 0           | 0          | 0            | 0        | 0        | 0                 |
| Liberty          | 0            | 0           | 0           | 0          | 0            | 0        | 0        | 0                 |
| Madison          | 0            | 0           | 0           | 0          | 0            | 0        | 0        | 0                 |
| Manatee          | 0            | 0           | 0           | 0          | 0            | 0        | 0        | 0                 |
| Marion           | 0            | 0           | 0           | 0          | 0            | 0        | 0        | 0                 |
| Martin           | 0            | 0           | 0           | 0          | 0            | 0        | 0        | 0                 |
| Miami-Dade       | 0            | 0           | 0           | 0          | 0            | 0        | 0        | 0                 |
| Monroe           | 0            | 0           | 0           | 0          | 0            | 0        | 0        | 0                 |
| Nassau           | 0            | 0           | 0           | 0          | 0            | 0        | 0        | 0                 |
| Okaloosa         | 0            | 0           | 0           | 0          | 0            | 0        | 0        | 0                 |
| Okeechobee       | 0            | 0           | 0           | 0          | 0            | 0        | 0        | 0                 |
| Orange           | 0            | 0           | 0           | 0          | 0            | 0        | 0        | 0                 |
| Osceola          | 0            | 0           | 0           | 0          | 0            | 0        | 0        | 0                 |
| Other            | 0            | 0           | 0           | 0          | 0            | 0        | 0        | 0                 |
| Palm Beach       | 0            | 0           | 0           | 0          | 0            | 0        | 0        | 0                 |
| Pasco            | 0            | 0           | 0           | 0          | 0            | 0        | 0        | 0                 |
| Pinellas         | 0            | 0           | 0           | 0          | 0            | 0        | 0        | 0                 |
| Polk             | 0            | 0           | 0           | 0          | 0            | 0        | 0        | 0                 |
| Putnam           | 0            | 0           | 0           | 0          | 0            | 0        | 0        | 0                 |
| Santa Rosa       | 0            | 0           | 0           | 0          | 0            | 0        | 0        | 0                 |
| Sarasota         | 0            | 0           | 0           | 0          | 0            | 0        | 0        | 0                 |
| Seminole         | 0            | 0           | 0           | 0          | 0            | 0        | 0        | 0                 |
| St. Johns        | 0            | 0           | 0           | 0          | 0            | 0        | 0        | 0                 |
| St. Lucie        | 0            | 0           | 0           | 0          | 0            | 0        | 0        | 0                 |
| Sumter           | 0            | 0           | 0           | 0          | 0            | 0        | 0        | 0                 |
| Suwannee         | 0            | 0           | 0           | 0          | 0            | 0        | 0        | 0                 |
| Taylor           | 0            | 0           | 0           | 0          | 0            | 0        | 0        | 0                 |
| Union            | 0            | 0           | 0           | 0          | 0            | 0        | 0        | 0                 |
| Volusia          | 0            | 0           | 0           | 0          | 0            | 0        | 0        | 0                 |
| Wakulla          | 0            | 0           | 0           | 0          | 0            | 0        | 0        | 0                 |
| Walton           | 0            | 0           | 0           | 0          | 0            | 0        | 0        | 0                 |
| Washington       | 0            | 0           | 0           | 0          | 0            | 0        | 0        | 0                 |
| Total Enrollment | 0            | 0           | 0           | 0          | 0            | 0        | 0        | 0                 |

# Managed Care Enrollment by County by Market Segment by Company 3Q2005

SUNCOAST PHYSICIAN HEALTH PLAN, INC.

NAIC Company Code

12291

|                  | COUNTY TOTAL | SMALL GROUP | LARGE GROUP | INDIVIDUAL | HEALTHY KIDS | MEDICAID | MEDICARE | FEDERAL EMPLOYEES |
|------------------|--------------|-------------|-------------|------------|--------------|----------|----------|-------------------|
| Alachua          | 0            | 0           | 0           | 0          | 0            | 0        | 0        | 0                 |
| Baker            | 0            | 0           | 0           | 0          | 0            | 0        | 0        | 0                 |
| Bay              | 0            | 0           | 0           | 0          | 0            | 0        | 0        | 0                 |
| Bradford         | 0            | 0           | 0           | 0          | 0            | 0        | 0        | 0                 |
| Brevard          | 0            | 0           | 0           | 0          | 0            | 0        | 0        | 0                 |
| Broward          | 0            | 0           | 0           | 0          | 0            | 0        | 0        | 0                 |
| Calhoun          | 0            | 0           | 0           | 0          | 0            | 0        | 0        | 0                 |
| Charlotte        | 0            | 0           | 0           | 0          | 0            | 0        | 0        | 0                 |
| Citrus           | 0            | 0           | 0           | 0          | 0            | 0        | 0        | 0                 |
| Clay             | 0            | 0           | 0           | 0          | 0            | 0        | 0        | 0                 |
| Collier          | 0            | 0           | 0           | 0          | 0            | 0        | 0        | 0                 |
| Columbia         | 0            | 0           | 0           | 0          | 0            | 0        | 0        | 0                 |
| De Soto          | 0            | 0           | 0           | 0          | 0            | 0        | 0        | 0                 |
| Dixie            | 0            | 0           | 0           | 0          | 0            | 0        | 0        | 0                 |
| Duval            | 0            | 0           | 0           | 0          | 0            | 0        | 0        | 0                 |
| Escambia         | 0            | 0           | 0           | 0          | 0            | 0        | 0        | 0                 |
| Flagler          | 0            | 0           | 0           | 0          | 0            | 0        | 0        | 0                 |
| Franklin         | 0            | 0           | 0           | 0          | 0            | 0        | 0        | 0                 |
| Gadsden          | 0            | 0           | 0           | 0          | 0            | 0        | 0        | 0                 |
| Gilchrist        | 0            | 0           | 0           | 0          | 0            | 0        | 0        | 0                 |
| Glades           | 0            | 0           | 0           | 0          | 0            | 0        | 0        | 0                 |
| Gulf             | 0            | 0           | 0           | 0          | 0            | 0        | 0        | 0                 |
| Hamilton         | 0            | 0           | 0           | 0          | 0            | 0        | 0        | 0                 |
| Hardee           | 0            | 0           | 0           | 0          | 0            | 0        | 0        | 0                 |
| Hendry           | 0            | 0           | 0           | 0          | 0            | 0        | 0        | 0                 |
| Hernando         | 0            | 0           | 0           | 0          | 0            | 0        | 0        | 0                 |
| Highlands        | 0            | 0           | 0           | 0          | 0            | 0        | 0        | 0                 |
| Hillsborough     | 0            | 0           | 0           | 0          | 0            | 0        | 0        | 0                 |
| Holmes           | 0            | 0           | 0           | 0          | 0            | 0        | 0        | 0                 |
| Indian River     | 0            | 0           | 0           | 0          | 0            | 0        | 0        | 0                 |
| Jackson          | 0            | 0           | 0           | 0          | 0            | 0        | 0        | 0                 |
| Jefferson        | 0            | 0           | 0           | 0          | 0            | 0        | 0        | 0                 |
| Lafayette        | 0            | 0           | 0           | 0          | 0            | 0        | 0        | 0                 |
| Lake             | 0            | 0           | 0           | 0          | 0            | 0        | 0        | 0                 |
| Lee              | 0            | 0           | 0           | 0          | 0            | 0        | 0        | 0                 |
| Leon             | 0            | 0           | 0           | 0          | 0            | 0        | 0        | 0                 |
| Levy             | 0            | 0           | 0           | 0          | 0            | 0        | 0        | 0                 |
| Liberty          | 0            | 0           | 0           | 0          | 0            | 0        | 0        | 0                 |
| Madison          | 0            | 0           | 0           | 0          | 0            | 0        | 0        | 0                 |
| Manatee          | 0            | 0           | 0           | 0          | 0            | 0        | 0        | 0                 |
| Marion           | 0            | 0           | 0           | 0          | 0            | 0        | 0        | 0                 |
| Martin           | 0            | 0           | 0           | 0          | 0            | 0        | 0        | 0                 |
| Miami-Dade       | 0            | 0           | 0           | 0          | 0            | 0        | 0        | 0                 |
| Monroe           | 0            | 0           | 0           | 0          | 0            | 0        | 0        | 0                 |
| Nassau           | 0            | 0           | 0           | 0          | 0            | 0        | 0        | 0                 |
| Okaloosa         | 0            | 0           | 0           | 0          | 0            | 0        | 0        | 0                 |
| Okeechobee       | 0            | 0           | 0           | 0          | 0            | 0        | 0        | 0                 |
| Orange           | 0            | 0           | 0           | 0          | 0            | 0        | 0        | 0                 |
| Osceola          | 0            | 0           | 0           | 0          | 0            | 0        | 0        | 0                 |
| Other            | 0            | 0           | 0           | 0          | 0            | 0        | 0        | 0                 |
| Palm Beach       | 0            | 0           | 0           | 0          | 0            | 0        | 0        | 0                 |
| Pasco            | 0            | 0           | 0           | 0          | 0            | 0        | 0        | 0                 |
| Pinellas         | 0            | 0           | 0           | 0          | 0            | 0        | 0        | 0                 |
| Polk             | 0            | 0           | 0           | 0          | 0            | 0        | 0        | 0                 |
| Putnam           | 0            | 0           | 0           | 0          | 0            | 0        | 0        | 0                 |
| Santa Rosa       | 0            | 0           | 0           | 0          | 0            | 0        | 0        | 0                 |
| Sarasota         | 0            | 0           | 0           | 0          | 0            | 0        | 0        | 0                 |
| Seminole         | 0            | 0           | 0           | 0          | 0            | 0        | 0        | 0                 |
| St. Johns        | 0            | 0           | 0           | 0          | 0            | 0        | 0        | 0                 |
| St. Lucie        | 0            | 0           | 0           | 0          | 0            | 0        | 0        | 0                 |
| Sumter           | 0            | 0           | 0           | 0          | 0            | 0        | 0        | 0                 |
| Suwannee         | 0            | 0           | 0           | 0          | 0            | 0        | 0        | 0                 |
| Taylor           | 0            | 0           | 0           | 0          | 0            | 0        | 0        | 0                 |
| Union            | 0            | 0           | 0           | 0          | 0            | 0        | 0        | 0                 |
| Volusia          | 0            | 0           | 0           | 0          | 0            | 0        | 0        | 0                 |
| Wakulla          | 0            | 0           | 0           | 0          | 0            | 0        | 0        | 0                 |
| Walton           | 0            | 0           | 0           | 0          | 0            | 0        | 0        | 0                 |
| Washington       | 0            | 0           | 0           | 0          | 0            | 0        | 0        | 0                 |
| Total Enrollment | 0            | 0           | 0           | 0          | 0            | 0        | 0        | 0                 |

# Managed Care Enrollment by County by Market Segment by Company 3Q2005

THE PUBLIC HEALTH TRUST OF DADE COUNTY

NAIC Company Code

95126

|                  | COUNTY TOTAL | SMALL GROUP | LARGE GROUP | INDIVIDUAL | HEALTHY KIDS | MEDICAID | MEDICARE | FEDERAL EMPLOYEES |
|------------------|--------------|-------------|-------------|------------|--------------|----------|----------|-------------------|
| Alachua          | 0            | 0           | 0           | 0          | 0            | 0        | 0        | 0                 |
| Baker            | 0            | 0           | 0           | 0          | 0            | 0        | 0        | 0                 |
| Bay              | 0            | 0           | 0           | 0          | 0            | 0        | 0        | 0                 |
| Bradford         | 0            | 0           | 0           | 0          | 0            | 0        | 0        | 0                 |
| Brevard          | 0            | 0           | 0           | 0          | 0            | 0        | 0        | 0                 |
| Broward          | 0            | 0           | 0           | 0          | 0            | 0        | 0        | 0                 |
| Calhoun          | 0            | 0           | 0           | 0          | 0            | 0        | 0        | 0                 |
| Charlotte        | 0            | 0           | 0           | 0          | 0            | 0        | 0        | 0                 |
| Citrus           | 0            | 0           | 0           | 0          | 0            | 0        | 0        | 0                 |
| Clay             | 0            | 0           | 0           | 0          | 0            | 0        | 0        | 0                 |
| Collier          | 0            | 0           | 0           | 0          | 0            | 0        | 0        | 0                 |
| Columbia         | 0            | 0           | 0           | 0          | 0            | 0        | 0        | 0                 |
| De Soto          | 0            | 0           | 0           | 0          | 0            | 0        | 0        | 0                 |
| Dixie            | 0            | 0           | 0           | 0          | 0            | 0        | 0        | 0                 |
| Duval            | 0            | 0           | 0           | 0          | 0            | 0        | 0        | 0                 |
| Escambia         | 0            | 0           | 0           | 0          | 0            | 0        | 0        | 0                 |
| Flagler          | 0            | 0           | 0           | 0          | 0            | 0        | 0        | 0                 |
| Franklin         | 0            | 0           | 0           | 0          | 0            | 0        | 0        | 0                 |
| Gadsden          | 0            | 0           | 0           | 0          | 0            | 0        | 0        | 0                 |
| Gilchrist        | 0            | 0           | 0           | 0          | 0            | 0        | 0        | 0                 |
| Glades           | 0            | 0           | 0           | 0          | 0            | 0        | 0        | 0                 |
| Gulf             | 0            | 0           | 0           | 0          | 0            | 0        | 0        | 0                 |
| Hamilton         | 0            | 0           | 0           | 0          | 0            | 0        | 0        | 0                 |
| Hardee           | 0            | 0           | 0           | 0          | 0            | 0        | 0        | 0                 |
| Hendry           | 0            | 0           | 0           | 0          | 0            | 0        | 0        | 0                 |
| Hernando         | 0            | 0           | 0           | 0          | 0            | 0        | 0        | 0                 |
| Highlands        | 0            | 0           | 0           | 0          | 0            | 0        | 0        | 0                 |
| Hillsborough     | 0            | 0           | 0           | 0          | 0            | 0        | 0        | 0                 |
| Holmes           | 0            | 0           | 0           | 0          | 0            | 0        | 0        | 0                 |
| Indian River     | 0            | 0           | 0           | 0          | 0            | 0        | 0        | 0                 |
| Jackson          | 0            | 0           | 0           | 0          | 0            | 0        | 0        | 0                 |
| Jefferson        | 0            | 0           | 0           | 0          | 0            | 0        | 0        | 0                 |
| Lafayette        | 0            | 0           | 0           | 0          | 0            | 0        | 0        | 0                 |
| Lake             | 0            | 0           | 0           | 0          | 0            | 0        | 0        | 0                 |
| Lee              | 0            | 0           | 0           | 0          | 0            | 0        | 0        | 0                 |
| Leon             | 0            | 0           | 0           | 0          | 0            | 0        | 0        | 0                 |
| Levy             | 0            | 0           | 0           | 0          | 0            | 0        | 0        | 0                 |
| Liberty          | 0            | 0           | 0           | 0          | 0            | 0        | 0        | 0                 |
| Madison          | 0            | 0           | 0           | 0          | 0            | 0        | 0        | 0                 |
| Manatee          | 0            | 0           | 0           | 0          | 0            | 0        | 0        | 0                 |
| Marion           | 0            | 0           | 0           | 0          | 0            | 0        | 0        | 0                 |
| Martin           | 0            | 0           | 0           | 0          | 0            | 0        | 0        | 0                 |
| Miami-Dade       | 26,265       | 0           | 11,774      | 49         | 0            | 14,442   | 0        | 0                 |
| Monroe           | 0            | 0           | 0           | 0          | 0            | 0        | 0        | 0                 |
| Nassau           | 0            | 0           | 0           | 0          | 0            | 0        | 0        | 0                 |
| Okaloosa         | 0            | 0           | 0           | 0          | 0            | 0        | 0        | 0                 |
| Okeechobee       | 0            | 0           | 0           | 0          | 0            | 0        | 0        | 0                 |
| Orange           | 0            | 0           | 0           | 0          | 0            | 0        | 0        | 0                 |
| Osceola          | 0            | 0           | 0           | 0          | 0            | 0        | 0        | 0                 |
| Other            | 0            | 0           | 0           | 0          | 0            | 0        | 0        | 0                 |
| Palm Beach       | 0            | 0           | 0           | 0          | 0            | 0        | 0        | 0                 |
| Pasco            | 0            | 0           | 0           | 0          | 0            | 0        | 0        | 0                 |
| Pinellas         | 0            | 0           | 0           | 0          | 0            | 0        | 0        | 0                 |
| Polk             | 0            | 0           | 0           | 0          | 0            | 0        | 0        | 0                 |
| Putnam           | 0            | 0           | 0           | 0          | 0            | 0        | 0        | 0                 |
| Santa Rosa       | 0            | 0           | 0           | 0          | 0            | 0        | 0        | 0                 |
| Sarasota         | 0            | 0           | 0           | 0          | 0            | 0        | 0        | 0                 |
| Seminole         | 0            | 0           | 0           | 0          | 0            | 0        | 0        | 0                 |
| St. Johns        | 0            | 0           | 0           | 0          | 0            | 0        | 0        | 0                 |
| St. Lucie        | 0            | 0           | 0           | 0          | 0            | 0        | 0        | 0                 |
| Sumter           | 0            | 0           | 0           | 0          | 0            | 0        | 0        | 0                 |
| Suwannee         | 0            | 0           | 0           | 0          | 0            | 0        | 0        | 0                 |
| Taylor           | 0            | 0           | 0           | 0          | 0            | 0        | 0        | 0                 |
| Union            | 0            | 0           | 0           | 0          | 0            | 0        | 0        | 0                 |
| Volusia          | 0            | 0           | 0           | 0          | 0            | 0        | 0        | 0                 |
| Wakulla          | 0            | 0           | 0           | 0          | 0            | 0        | 0        | 0                 |
| Walton           | 0            | 0           | 0           | 0          | 0            | 0        | 0        | 0                 |
| Washington       | 0            | 0           | 0           | 0          | 0            | 0        | 0        | 0                 |
| Total Enrollment | 26,265       | 0           | 11,774      | 49         | 0            | 14,442   | 0        | 0                 |

# Managed Care Enrollment by County by Market Segment by Company 3Q2005

TOTAL HEALTH CHOICE, INC.

NAIC Company Code

95134

|                  | COUNTY TOTAL | SMALL GROUP | LARGE GROUP | INDIVIDUAL | HEALTHY KIDS | MEDICAID | MEDICARE | FEDERAL EMPLOYEES |
|------------------|--------------|-------------|-------------|------------|--------------|----------|----------|-------------------|
| Alachua          | 0            | 0           | 0           | 0          | 0            | 0        | 0        | 0                 |
| Baker            | 0            | 0           | 0           | 0          | 0            | 0        | 0        | 0                 |
| Bay              | 0            | 0           | 0           | 0          | 0            | 0        | 0        | 0                 |
| Bradford         | 0            | 0           | 0           | 0          | 0            | 0        | 0        | 0                 |
| Brevard          | 0            | 0           | 0           | 0          | 0            | 0        | 0        | 0                 |
| Broward          | 4,482        | 569         | 319         | 3,594      | 0            | 0        | 0        | 0                 |
| Calhoun          | 0            | 0           | 0           | 0          | 0            | 0        | 0        | 0                 |
| Charlotte        | 0            | 0           | 0           | 0          | 0            | 0        | 0        | 0                 |
| Citrus           | 0            | 0           | 0           | 0          | 0            | 0        | 0        | 0                 |
| Clay             | 0            | 0           | 0           | 0          | 0            | 0        | 0        | 0                 |
| Collier          | 0            | 0           | 0           | 0          | 0            | 0        | 0        | 0                 |
| Columbia         | 0            | 0           | 0           | 0          | 0            | 0        | 0        | 0                 |
| De Soto          | 0            | 0           | 0           | 0          | 0            | 0        | 0        | 0                 |
| Dixie            | 0            | 0           | 0           | 0          | 0            | 0        | 0        | 0                 |
| Duval            | 0            | 0           | 0           | 0          | 0            | 0        | 0        | 0                 |
| Escambia         | 0            | 0           | 0           | 0          | 0            | 0        | 0        | 0                 |
| Flagler          | 0            | 0           | 0           | 0          | 0            | 0        | 0        | 0                 |
| Franklin         | 0            | 0           | 0           | 0          | 0            | 0        | 0        | 0                 |
| Gadsden          | 0            | 0           | 0           | 0          | 0            | 0        | 0        | 0                 |
| Gilchrist        | 0            | 0           | 0           | 0          | 0            | 0        | 0        | 0                 |
| Glades           | 0            | 0           | 0           | 0          | 0            | 0        | 0        | 0                 |
| Gulf             | 0            | 0           | 0           | 0          | 0            | 0        | 0        | 0                 |
| Hamilton         | 0            | 0           | 0           | 0          | 0            | 0        | 0        | 0                 |
| Hardee           | 0            | 0           | 0           | 0          | 0            | 0        | 0        | 0                 |
| Hendry           | 0            | 0           | 0           | 0          | 0            | 0        | 0        | 0                 |
| Hernando         | 0            | 0           | 0           | 0          | 0            | 0        | 0        | 0                 |
| Highlands        | 0            | 0           | 0           | 0          | 0            | 0        | 0        | 0                 |
| Hillsborough     | 0            | 0           | 0           | 0          | 0            | 0        | 0        | 0                 |
| Holmes           | 0            | 0           | 0           | 0          | 0            | 0        | 0        | 0                 |
| Indian River     | 0            | 0           | 0           | 0          | 0            | 0        | 0        | 0                 |
| Jackson          | 0            | 0           | 0           | 0          | 0            | 0        | 0        | 0                 |
| Jefferson        | 0            | 0           | 0           | 0          | 0            | 0        | 0        | 0                 |
| Lafayette        | 0            | 0           | 0           | 0          | 0            | 0        | 0        | 0                 |
| Lake             | 0            | 0           | 0           | 0          | 0            | 0        | 0        | 0                 |
| Lee              | 0            | 0           | 0           | 0          | 0            | 0        | 0        | 0                 |
| Leon             | 0            | 0           | 0           | 0          | 0            | 0        | 0        | 0                 |
| Levy             | 0            | 0           | 0           | 0          | 0            | 0        | 0        | 0                 |
| Liberty          | 0            | 0           | 0           | 0          | 0            | 0        | 0        | 0                 |
| Madison          | 0            | 0           | 0           | 0          | 0            | 0        | 0        | 0                 |
| Manatee          | 0            | 0           | 0           | 0          | 0            | 0        | 0        | 0                 |
| Marion           | 0            | 0           | 0           | 0          | 0            | 0        | 0        | 0                 |
| Martin           | 0            | 0           | 0           | 0          | 0            | 0        | 0        | 0                 |
| Miami-Dade       | 7,076        | 188         | 1,491       | 5,397      | 0            | 0        | 0        | 0                 |
| Monroe           | 0            | 0           | 0           | 0          | 0            | 0        | 0        | 0                 |
| Nassau           | 0            | 0           | 0           | 0          | 0            | 0        | 0        | 0                 |
| Okaloosa         | 0            | 0           | 0           | 0          | 0            | 0        | 0        | 0                 |
| Okeechobee       | 0            | 0           | 0           | 0          | 0            | 0        | 0        | 0                 |
| Orange           | 0            | 0           | 0           | 0          | 0            | 0        | 0        | 0                 |
| Osceola          | 0            | 0           | 0           | 0          | 0            | 0        | 0        | 0                 |
| Other            | 13           | 1           | 2           | 10         | 0            | 0        | 0        | 0                 |
| Palm Beach       | 618          | 55          | 29          | 534        | 0            | 0        | 0        | 0                 |
| Pasco            | 0            | 0           | 0           | 0          | 0            | 0        | 0        | 0                 |
| Pinellas         | 0            | 0           | 0           | 0          | 0            | 0        | 0        | 0                 |
| Polk             | 0            | 0           | 0           | 0          | 0            | 0        | 0        | 0                 |
| Putnam           | 0            | 0           | 0           | 0          | 0            | 0        | 0        | 0                 |
| Santa Rosa       | 0            | 0           | 0           | 0          | 0            | 0        | 0        | 0                 |
| Sarasota         | 0            | 0           | 0           | 0          | 0            | 0        | 0        | 0                 |
| Seminole         | 0            | 0           | 0           | 0          | 0            | 0        | 0        | 0                 |
| St. Johns        | 0            | 0           | 0           | 0          | 0            | 0        | 0        | 0                 |
| St. Lucie        | 0            | 0           | 0           | 0          | 0            | 0        | 0        | 0                 |
| Sumter           | 0            | 0           | 0           | 0          | 0            | 0        | 0        | 0                 |
| Suwannee         | 0            | 0           | 0           | 0          | 0            | 0        | 0        | 0                 |
| Taylor           | 0            | 0           | 0           | 0          | 0            | 0        | 0        | 0                 |
| Union            | 0            | 0           | 0           | 0          | 0            | 0        | 0        | 0                 |
| Volusia          | 0            | 0           | 0           | 0          | 0            | 0        | 0        | 0                 |
| Wakulla          | 0            | 0           | 0           | 0          | 0            | 0        | 0        | 0                 |
| Walton           | 0            | 0           | 0           | 0          | 0            | 0        | 0        | 0                 |
| Washington       | 0            | 0           | 0           | 0          | 0            | 0        | 0        | 0                 |
| Total Enrollment | 12,189       | 813         | 1,841       | 9,535      | 0            | 0        | 0        | 0                 |

# Managed Care Enrollment by County by Market Segment by Company 3Q2005

UNITED HEALTHCARE OF FLORIDA, INC.

NAIC Company Code

95264

|                  | COUNTY TOTAL | SMALL GROUP | LARGE GROUP | INDIVIDUAL | HEALTHY KIDS | MEDICAID | MEDICARE | FEDERAL EMPLOYEES |
|------------------|--------------|-------------|-------------|------------|--------------|----------|----------|-------------------|
| Alachua          | 330          | 64          | 254         | 12         | 0            | 0        | 0        | 0                 |
| Baker            | 69           | 16          | 53          | 0          | 0            | 0        | 0        | 0                 |
| Bay              | 0            | 0           | 0           | 0          | 0            | 0        | 0        | 0                 |
| Bradford         | 34           | 0           | 34          | 0          | 0            | 0        | 0        | 0                 |
| Brevard          | 3,887        | 619         | 2,013       | 48         | 0            | 1,207    | 0        | 0                 |
| Broward          | 34,157       | 5,645       | 19,598      | 450        | 2,971        | 5,389    | 104      | 0                 |
| Calhoun          | 0            | 0           | 0           | 0          | 0            | 0        | 0        | 0                 |
| Charlotte        | 3,774        | 232         | 369         | 13         | 0            | 0        | 3,160    | 0                 |
| Citrus           | 371          | 50          | 309         | 12         | 0            | 0        | 0        | 0                 |
| Clay             | 1,305        | 113         | 1,185       | 4          | 3            | 0        | 0        | 0                 |
| Collier          | 749          | 158         | 580         | 8          | 3            | 0        | 0        | 0                 |
| Columbia         | 84           | 7           | 75          | 2          | 0            | 0        | 0        | 0                 |
| De Soto          | 79           | 36          | 41          | 0          | 0            | 0        | 2        | 0                 |
| Dixie            | 0            | 0           | 0           | 0          | 0            | 0        | 0        | 0                 |
| Duval            | 7,555        | 889         | 3,270       | 31         | 3,283        | 82       | 0        | 0                 |
| Escambia         | 792          | 471         | 314         | 7          | 0            | 0        | 0        | 0                 |
| Flagler          | 846          | 115         | 709         | 8          | 0            | 14       | 0        | 0                 |
| Franklin         | 0            | 0           | 0           | 0          | 0            | 0        | 0        | 0                 |
| Gadsden          | 0            | 0           | 0           | 0          | 0            | 0        | 0        | 0                 |
| Gilchrist        | 0            | 0           | 0           | 0          | 0            | 0        | 0        | 0                 |
| Glades           | 37           | 3           | 34          | 0          | 0            | 0        | 0        | 0                 |
| Gulf             | 0            | 0           | 0           | 0          | 0            | 0        | 0        | 0                 |
| Hamilton         | 1            | 0           | 0           | 1          | 0            | 0        | 0        | 0                 |
| Hardee           | 60           | 34          | 26          | 0          | 0            | 0        | 0        | 0                 |
| Hendry           | 225          | 46          | 179         | 0          | 0            | 0        | 0        | 0                 |
| Hernando         | 1,933        | 389         | 828         | 17         | 0            | 0        | 699      | 0                 |
| Highlands        | 1,398        | 124         | 242         | 9          | 0            | 1,023    | 0        | 0                 |
| Hillsborough     | 33,768       | 5,829       | 14,558      | 200        | 1            | 3,929    | 9,251    | 0                 |
| Holmes           | 0            | 0           | 0           | 0          | 0            | 0        | 0        | 0                 |
| Indian River     | 129          | 33          | 95          | 1          | 0            | 0        | 0        | 0                 |
| Jackson          | 0            | 0           | 0           | 0          | 0            | 0        | 0        | 0                 |
| Jefferson        | 0            | 0           | 0           | 0          | 0            | 0        | 0        | 0                 |
| Lafayette        | 0            | 0           | 0           | 0          | 0            | 0        | 0        | 0                 |
| Lake             | 12,591       | 816         | 4,633       | 38         | 0            | 7,104    | 0        | 0                 |
| Lee              | 12,452       | 1,507       | 3,555       | 49         | 0            | 0        | 7,341    | 0                 |
| Leon             | 197          | 17          | 180         | 0          | 0            | 0        | 0        | 0                 |
| Levy             | 0            | 0           | 0           | 0          | 0            | 0        | 0        | 0                 |
| Liberty          | 0            | 0           | 0           | 0          | 0            | 0        | 0        | 0                 |
| Madison          | 0            | 0           | 0           | 0          | 0            | 0        | 0        | 0                 |
| Manatee          | 3,018        | 532         | 1,320       | 24         | 0            | 40       | 1,102    | 0                 |
| Marion           | 881          | 97          | 772         | 12         | 0            | 0        | 0        | 0                 |
| Martin           | 739          | 121         | 614         | 4          | 0            | 0        | 0        | 0                 |
| Miami-Dade       | 99,229       | 7,431       | 64,078      | 493        | 4,425        | 17,409   | 5,393    | 0                 |
| Monroe           | 123          | 23          | 100         | 0          | 0            | 0        | 0        | 0                 |
| Nassau           | 183          | 61          | 121         | 1          | 0            | 0        | 0        | 0                 |
| Okaloosa         | 32           | 18          | 14          | 0          | 0            | 0        | 0        | 0                 |
| Okeechobee       | 126          | 28          | 94          | 3          | 0            | 1        | 0        | 0                 |
| Orange           | 52,845       | 8,450       | 35,032      | 329        | 1            | 9,033    | 0        | 0                 |
| Osceola          | 9,345        | 1,151       | 5,004       | 28         | 0            | 3,162    | 0        | 0                 |
| Other            | 0            | 0           | 0           | 0          | 0            | 0        | 0        | 0                 |
| Palm Beach       | 44,706       | 6,454       | 33,876      | 544        | 0            | 3,804    | 28       | 0                 |
| Pasco            | 13,322       | 1,796       | 3,519       | 58         | 0            | 719      | 7,230    | 0                 |
| Pinellas         | 35,179       | 5,924       | 12,342      | 243        | 0            | 2,819    | 13,851   | 0                 |
| Polk             | 10,823       | 2,726       | 5,394       | 63         | 0            | 299      | 2,341    | 0                 |
| Putnam           | 202          | 21          | 181         | 0          | 0            | 0        | 0        | 0                 |
| Santa Rosa       | 350          | 264         | 79          | 7          | 0            | 0        | 0        | 0                 |
| Sarasota         | 3,397        | 208         | 1,163       | 10         | 0            | 0        | 2,016    | 0                 |
| Seminole         | 21,992       | 4,494       | 12,959      | 157        | 0            | 4,382    | 0        | 0                 |
| St. Johns        | 1,873        | 700         | 526         | 26         | 621          | 0        | 0        | 0                 |
| St. Lucie        | 558          | 79          | 475         | 4          | 0            | 0        | 0        | 0                 |
| Sumter           | 258          | 52          | 203         | 3          | 0            | 0        | 0        | 0                 |
| Suwannee         | 34           | 5           | 27          | 2          | 0            | 0        | 0        | 0                 |
| Taylor           | 0            | 0           | 0           | 0          | 0            | 0        | 0        | 0                 |
| Union            | 12           | 5           | 7           | 0          | 0            | 0        | 0        | 0                 |
| Volusia          | 20,870       | 1,327       | 7,103       | 50         | 0            | 12,390   | 0        | 0                 |
| Wakulla          | 0            | 0           | 0           | 0          | 0            | 0        | 0        | 0                 |
| Walton           | 5            | 1           | 4           | 0          | 0            | 0        | 0        | 0                 |
| Washington       | 0            | 0           | 0           | 0          | 0            | 0        | 0        | 0                 |
| Total Enrollment | 436,925      | 59,181      | 238,141     | 2,971      | 11,308       | 72,806   | 52,518   | 0                 |

# Managed Care Enrollment by County by Market Segment by Company 3Q2005

UNIVERSAL HEALTH CARE, INC.

NAIC Company Code

11574

|                  | COUNTY TOTAL | SMALL GROUP | LARGE GROUP | INDIVIDUAL | HEALTHY KIDS | MEDICAID | MEDICARE | FEDERAL EMPLOYEES |
|------------------|--------------|-------------|-------------|------------|--------------|----------|----------|-------------------|
| Alachua          | 0            | 0           | 0           | 0          | 0            | 0        | 0        | 0                 |
| Baker            | 0            | 0           | 0           | 0          | 0            | 0        | 0        | 0                 |
| Bay              | 0            | 0           | 0           | 0          | 0            | 0        | 0        | 0                 |
| Bradford         | 0            | 0           | 0           | 0          | 0            | 0        | 0        | 0                 |
| Brevard          | 0            | 0           | 0           | 0          | 0            | 0        | 0        | 0                 |
| Broward          | 0            | 0           | 0           | 0          | 0            | 0        | 0        | 0                 |
| Calhoun          | 10           | 0           | 0           | 0          | 0            | 0        | 10       | 0                 |
| Charlotte        | 1            | 0           | 0           | 0          | 0            | 0        | 1        | 0                 |
| Citrus           | 0            | 0           | 0           | 0          | 0            | 0        | 0        | 0                 |
| Clay             | 0            | 0           | 0           | 0          | 0            | 0        | 0        | 0                 |
| Collier          | 0            | 0           | 0           | 0          | 0            | 0        | 0        | 0                 |
| Columbia         | 0            | 0           | 0           | 0          | 0            | 0        | 0        | 0                 |
| De Soto          | 0            | 0           | 0           | 0          | 0            | 0        | 0        | 0                 |
| Dixie            | 0            | 0           | 0           | 0          | 0            | 0        | 0        | 0                 |
| Duval            | 1            | 0           | 0           | 0          | 0            | 0        | 1        | 0                 |
| Escambia         | 0            | 0           | 0           | 0          | 0            | 0        | 0        | 0                 |
| Flagler          | 0            | 0           | 0           | 0          | 0            | 0        | 0        | 0                 |
| Franklin         | 0            | 0           | 0           | 0          | 0            | 0        | 0        | 0                 |
| Gadsden          | 306          | 0           | 0           | 0          | 0            | 1        | 305      | 0                 |
| Gilchrist        | 0            | 0           | 0           | 0          | 0            | 0        | 0        | 0                 |
| Glades           | 0            | 0           | 0           | 0          | 0            | 0        | 0        | 0                 |
| Gulf             | 0            | 0           | 0           | 0          | 0            | 0        | 0        | 0                 |
| Hamilton         | 0            | 0           | 0           | 0          | 0            | 0        | 0        | 0                 |
| Hardee           | 0            | 0           | 0           | 0          | 0            | 0        | 0        | 0                 |
| Hendry           | 0            | 0           | 0           | 0          | 0            | 0        | 0        | 0                 |
| Hernando         | 3,303        | 0           | 0           | 4          | 30           | 4        | 3,265    | 0                 |
| Highlands        | 0            | 0           | 0           | 0          | 0            | 0        | 0        | 0                 |
| Hillsborough     | 635          | 0           | 0           | 0          | 6            | 0        | 629      | 0                 |
| Holmes           | 0            | 0           | 0           | 0          | 0            | 0        | 0        | 0                 |
| Indian River     | 0            | 0           | 0           | 0          | 0            | 0        | 0        | 0                 |
| Jackson          | 0            | 0           | 0           | 0          | 0            | 0        | 0        | 0                 |
| Jefferson        | 76           | 0           | 0           | 0          | 0            | 0        | 76       | 0                 |
| Lafayette        | 0            | 0           | 0           | 0          | 0            | 0        | 0        | 0                 |
| Lake             | 0            | 0           | 0           | 0          | 0            | 0        | 0        | 0                 |
| Lee              | 0            | 0           | 0           | 0          | 0            | 0        | 0        | 0                 |
| Leon             | 633          | 0           | 0           | 0          | 0            | 5        | 628      | 0                 |
| Levy             | 0            | 0           | 0           | 0          | 0            | 0        | 0        | 0                 |
| Liberty          | 3            | 0           | 0           | 0          | 0            | 0        | 3        | 0                 |
| Madison          | 0            | 0           | 0           | 0          | 0            | 0        | 0        | 0                 |
| Manatee          | 3,448        | 0           | 0           | 1          | 12           | 0        | 3,435    | 0                 |
| Marion           | 0            | 0           | 0           | 0          | 0            | 0        | 0        | 0                 |
| Martin           | 0            | 0           | 0           | 0          | 0            | 0        | 0        | 0                 |
| Miami-Dade       | 0            | 0           | 0           | 0          | 0            | 0        | 0        | 0                 |
| Monroe           | 0            | 0           | 0           | 0          | 0            | 0        | 0        | 0                 |
| Nassau           | 0            | 0           | 0           | 0          | 0            | 0        | 0        | 0                 |
| Okaloosa         | 0            | 0           | 0           | 0          | 0            | 0        | 0        | 0                 |
| Okeechobee       | 0            | 0           | 0           | 0          | 0            | 0        | 0        | 0                 |
| Orange           | 0            | 0           | 0           | 0          | 0            | 0        | 0        | 0                 |
| Osceola          | 0            | 0           | 0           | 0          | 0            | 0        | 0        | 0                 |
| Other            | 0            | 0           | 0           | 0          | 0            | 0        | 0        | 0                 |
| Palm Beach       | 0            | 0           | 0           | 0          | 0            | 0        | 0        | 0                 |
| Pasco            | 675          | 0           | 0           | 0          | 3            | 0        | 672      | 0                 |
| Pinellas         | 702          | 0           | 0           | 0          | 5            | 0        | 697      | 0                 |
| Polk             | 1,743        | 0           | 0           | 0          | 1            | 0        | 1,742    | 0                 |
| Putnam           | 0            | 0           | 0           | 0          | 0            | 0        | 0        | 0                 |
| Santa Rosa       | 0            | 0           | 0           | 0          | 0            | 0        | 0        | 0                 |
| Sarasota         | 3,222        | 0           | 0           | 8          | 38           | 0        | 3,176    | 0                 |
| Seminole         | 0            | 0           | 0           | 0          | 0            | 0        | 0        | 0                 |
| St. Johns        | 0            | 0           | 0           | 0          | 0            | 0        | 0        | 0                 |
| St. Lucie        | 0            | 0           | 0           | 0          | 0            | 0        | 0        | 0                 |
| Sumter           | 0            | 0           | 0           | 0          | 0            | 0        | 0        | 0                 |
| Suwannee         | 0            | 0           | 0           | 0          | 0            | 0        | 0        | 0                 |
| Taylor           | 0            | 0           | 0           | 0          | 0            | 0        | 0        | 0                 |
| Union            | 0            | 0           | 0           | 0          | 0            | 0        | 0        | 0                 |
| Volusia          | 0            | 0           | 0           | 0          | 0            | 0        | 0        | 0                 |
| Wakulla          | 127          | 0           | 0           | 0          | 0            | 1        | 126      | 0                 |
| Walton           | 0            | 0           | 0           | 0          | 0            | 0        | 0        | 0                 |
| Washington       | 0            | 0           | 0           | 0          | 0            | 0        | 0        | 0                 |
| Total Enrollment | 14,885       | 0           | 0           | 13         | 95           | 11       | 14,766   | 0                 |

# Managed Care Enrollment by County by Market Segment by Company 3Q2005

VISTA HEALTHPLAN OF SOUTH FLORIDA, INC.

NAIC Company Code

95266

|                  | COUNTY TOTAL | SMALL GROUP | LARGE GROUP | INDIVIDUAL | HEALTHY KIDS | MEDICAID | MEDICARE | FEDERAL EMPLOYEES |
|------------------|--------------|-------------|-------------|------------|--------------|----------|----------|-------------------|
| Alachua          | 0            | 0           | 0           | 0          | 0            | 0        | 0        | 0                 |
| Baker            | 0            | 0           | 0           | 0          | 0            | 0        | 0        | 0                 |
| Bay              | 0            | 0           | 0           | 0          | 0            | 0        | 0        | 0                 |
| Bradford         | 0            | 0           | 0           | 0          | 0            | 0        | 0        | 0                 |
| Brevard          | 0            | 0           | 0           | 0          | 0            | 0        | 0        | 0                 |
| Broward          | 21,812       | 180         | 3,419       | 12,867     | 0            | 0        | 4,330    | 1,016             |
| Calhoun          | 0            | 0           | 0           | 0          | 0            | 0        | 0        | 0                 |
| Charlotte        | 0            | 0           | 0           | 0          | 0            | 0        | 0        | 0                 |
| Citrus           | 0            | 0           | 0           | 0          | 0            | 0        | 0        | 0                 |
| Clay             | 0            | 0           | 0           | 0          | 0            | 0        | 0        | 0                 |
| Collier          | 0            | 0           | 0           | 0          | 0            | 0        | 0        | 0                 |
| Columbia         | 0            | 0           | 0           | 0          | 0            | 0        | 0        | 0                 |
| De Soto          | 0            | 0           | 0           | 0          | 0            | 0        | 0        | 0                 |
| Dixie            | 0            | 0           | 0           | 0          | 0            | 0        | 0        | 0                 |
| Duval            | 0            | 0           | 0           | 0          | 0            | 0        | 0        | 0                 |
| Escambia         | 0            | 0           | 0           | 0          | 0            | 0        | 0        | 0                 |
| Flagler          | 0            | 0           | 0           | 0          | 0            | 0        | 0        | 0                 |
| Franklin         | 0            | 0           | 0           | 0          | 0            | 0        | 0        | 0                 |
| Gadsden          | 0            | 0           | 0           | 0          | 0            | 0        | 0        | 0                 |
| Gilchrist        | 0            | 0           | 0           | 0          | 0            | 0        | 0        | 0                 |
| Glades           | 0            | 0           | 0           | 0          | 0            | 0        | 0        | 0                 |
| Gulf             | 0            | 0           | 0           | 0          | 0            | 0        | 0        | 0                 |
| Hamilton         | 0            | 0           | 0           | 0          | 0            | 0        | 0        | 0                 |
| Hardee           | 0            | 0           | 0           | 0          | 0            | 0        | 0        | 0                 |
| Hendry           | 0            | 0           | 0           | 0          | 0            | 0        | 0        | 0                 |
| Hernando         | 0            | 0           | 0           | 0          | 0            | 0        | 0        | 0                 |
| Highlands        | 0            | 0           | 0           | 0          | 0            | 0        | 0        | 0                 |
| Hillsborough     | 0            | 0           | 0           | 0          | 0            | 0        | 0        | 0                 |
| Holmes           | 0            | 0           | 0           | 0          | 0            | 0        | 0        | 0                 |
| Indian River     | 0            | 0           | 0           | 0          | 0            | 0        | 0        | 0                 |
| Jackson          | 0            | 0           | 0           | 0          | 0            | 0        | 0        | 0                 |
| Jefferson        | 0            | 0           | 0           | 0          | 0            | 0        | 0        | 0                 |
| Lafayette        | 0            | 0           | 0           | 0          | 0            | 0        | 0        | 0                 |
| Lake             | 0            | 0           | 0           | 0          | 0            | 0        | 0        | 0                 |
| Lee              | 0            | 0           | 0           | 0          | 0            | 0        | 0        | 0                 |
| Leon             | 0            | 0           | 0           | 0          | 0            | 0        | 0        | 0                 |
| Levy             | 0            | 0           | 0           | 0          | 0            | 0        | 0        | 0                 |
| Liberty          | 0            | 0           | 0           | 0          | 0            | 0        | 0        | 0                 |
| Madison          | 0            | 0           | 0           | 0          | 0            | 0        | 0        | 0                 |
| Manatee          | 0            | 0           | 0           | 0          | 0            | 0        | 0        | 0                 |
| Marion           | 0            | 0           | 0           | 0          | 0            | 0        | 0        | 0                 |
| Martin           | 188          | 8           | 126         | 50         | 0            | 0        | 0        | 4                 |
| Miami-Dade       | 46,350       | 168         | 3,005       | 13,482     | 0            | 14,598   | 13,889   | 1,208             |
| Monroe           | 0            | 0           | 0           | 0          | 0            | 0        | 0        | 0                 |
| Nassau           | 0            | 0           | 0           | 0          | 0            | 0        | 0        | 0                 |
| Okaloosa         | 0            | 0           | 0           | 0          | 0            | 0        | 0        | 0                 |
| Okeechobee       | 0            | 0           | 0           | 0          | 0            | 0        | 0        | 0                 |
| Orange           | 0            | 0           | 0           | 0          | 0            | 0        | 0        | 0                 |
| Osceola          | 0            | 0           | 0           | 0          | 0            | 0        | 0        | 0                 |
| Other            | 0            | 0           | 0           | 0          | 0            | 0        | 0        | 0                 |
| Palm Beach       | 5,200        | 56          | 1,745       | 2,880      | 0            | 0        | 0        | 519               |
| Pasco            | 0            | 0           | 0           | 0          | 0            | 0        | 0        | 0                 |
| Pinellas         | 0            | 0           | 0           | 0          | 0            | 0        | 0        | 0                 |
| Polk             | 0            | 0           | 0           | 0          | 0            | 0        | 0        | 0                 |
| Putnam           | 0            | 0           | 0           | 0          | 0            | 0        | 0        | 0                 |
| Santa Rosa       | 0            | 0           | 0           | 0          | 0            | 0        | 0        | 0                 |
| Sarasota         | 0            | 0           | 0           | 0          | 0            | 0        | 0        | 0                 |
| Seminole         | 0            | 0           | 0           | 0          | 0            | 0        | 0        | 0                 |
| St. Johns        | 0            | 0           | 0           | 0          | 0            | 0        | 0        | 0                 |
| St. Lucie        | 523          | 4           | 407         | 93         | 0            | 0        | 0        | 19                |
| Sumter           | 0            | 0           | 0           | 0          | 0            | 0        | 0        | 0                 |
| Suwannee         | 0            | 0           | 0           | 0          | 0            | 0        | 0        | 0                 |
| Taylor           | 0            | 0           | 0           | 0          | 0            | 0        | 0        | 0                 |
| Union            | 0            | 0           | 0           | 0          | 0            | 0        | 0        | 0                 |
| Volusia          | 0            | 0           | 0           | 0          | 0            | 0        | 0        | 0                 |
| Wakulla          | 0            | 0           | 0           | 0          | 0            | 0        | 0        | 0                 |
| Walton           | 0            | 0           | 0           | 0          | 0            | 0        | 0        | 0                 |
| Washington       | 0            | 0           | 0           | 0          | 0            | 0        | 0        | 0                 |
| Total Enrollment | 74,073       | 416         | 8,702       | 29,372     | 0            | 14,598   | 18,219   | 2,766             |

# Managed Care Enrollment by County by Market Segment by Company 3Q2005

VISTA HEALTHPLAN, INC.

NAIC Company Code

95114

|                  | COUNTY TOTAL | SMALL GROUP | LARGE GROUP | INDIVIDUAL | HEALTHY KIDS | MEDICAID | MEDICARE | FEDERAL EMPLOYEES |
|------------------|--------------|-------------|-------------|------------|--------------|----------|----------|-------------------|
| Alachua          | 2,371        | 225         | 693         | 0          | 1,286        | 0        | 0        | 167               |
| Baker            | 0            | 0           | 0           | 0          | 0            | 0        | 0        | 0                 |
| Bay              | 0            | 0           | 0           | 0          | 0            | 0        | 0        | 0                 |
| Bradford         | 0            | 0           | 0           | 0          | 0            | 0        | 0        | 0                 |
| Brevard          | 0            | 0           | 0           | 0          | 0            | 0        | 0        | 0                 |
| Broward          | 86,445       | 14,631      | 48,399      | 0          | 12,976       | 8,735    | 1,451    | 253               |
| Calhoun          | 1,043        | 298         | 602         | 0          | 143          | 0        | 0        | 0                 |
| Charlotte        | 0            | 0           | 0           | 0          | 0            | 0        | 0        | 0                 |
| Citrus           | 75           | 28          | 47          | 0          | 0            | 0        | 0        | 0                 |
| Clay             | 0            | 0           | 0           | 0          | 0            | 0        | 0        | 0                 |
| Collier          | 0            | 0           | 0           | 0          | 0            | 0        | 0        | 0                 |
| Columbia         | 663          | 26          | 39          | 0          | 569          | 0        | 0        | 29                |
| De Soto          | 0            | 0           | 0           | 0          | 0            | 0        | 0        | 0                 |
| Dixie            | 158          | 12          | 28          | 0          | 118          | 0        | 0        | 0                 |
| Duval            | 0            | 0           | 0           | 0          | 0            | 0        | 0        | 0                 |
| Escambia         | 5,791        | 1,552       | 4,239       | 0          | 0            | 0        | 0        | 0                 |
| Flagler          | 0            | 0           | 0           | 0          | 0            | 0        | 0        | 0                 |
| Franklin         | 837          | 434         | 233         | 0          | 169          | 0        | 0        | 1                 |
| Gadsden          | 4,612        | 323         | 2,039       | 0          | 321          | 1,894    | 0        | 35                |
| Gilchrist        | 277          | 31          | 29          | 0          | 209          | 0        | 0        | 8                 |
| Glades           | 10           | 3           | 7           | 0          | 0            | 0        | 0        | 0                 |
| Gulf             | 0            | 0           | 0           | 0          | 0            | 0        | 0        | 0                 |
| Hamilton         | 125          | 11          | 32          | 0          | 77           | 0        | 0        | 5                 |
| Hardee           | 0            | 0           | 0           | 0          | 0            | 0        | 0        | 0                 |
| Hendry           | 1,573        | 8           | 18          | 0          | 0            | 1,547    | 0        | 0                 |
| Hernando         | 0            | 0           | 0           | 0          | 0            | 0        | 0        | 0                 |
| Highlands        | 0            | 0           | 0           | 0          | 0            | 0        | 0        | 0                 |
| Hillsborough     | 0            | 0           | 0           | 0          | 0            | 0        | 0        | 0                 |
| Holmes           | 0            | 0           | 0           | 0          | 0            | 0        | 0        | 0                 |
| Indian River     | 0            | 0           | 0           | 0          | 0            | 0        | 0        | 0                 |
| Jackson          | 0            | 0           | 0           | 0          | 0            | 0        | 0        | 0                 |
| Jefferson        | 1,306        | 186         | 711         | 0          | 0            | 406      | 0        | 3                 |
| Lafayette        | 160          | 8           | 87          | 0          | 65           | 0        | 0        | 0                 |
| Lake             | 0            | 0           | 0           | 0          | 0            | 0        | 0        | 0                 |
| Lee              | 0            | 0           | 0           | 0          | 0            | 0        | 0        | 0                 |
| Leon             | 19,999       | 1,736       | 11,748      | 0          | 1,216        | 5,153    | 0        | 146               |
| Levy             | 662          | 76          | 84          | 0          | 482          | 0        | 0        | 20                |
| Liberty          | 1,255        | 149         | 893         | 0          | 72           | 133      | 0        | 8                 |
| Madison          | 1,908        | 260         | 1,002       | 0          | 0            | 640      | 0        | 6                 |
| Manatee          | 0            | 0           | 0           | 0          | 0            | 0        | 0        | 0                 |
| Marion           | 5,663        | 675         | 1,515       | 0          | 3,398        | 0        | 0        | 75                |
| Martin           | 0            | 0           | 0           | 0          | 0            | 0        | 0        | 0                 |
| Miami-Dade       | 52,880       | 7,940       | 26,836      | 0          | 11,362       | 5,179    | 1,375    | 188               |
| Monroe           | 0            | 0           | 0           | 0          | 0            | 0        | 0        | 0                 |
| Nassau           | 0            | 0           | 0           | 0          | 0            | 0        | 0        | 0                 |
| Okaloosa         | 0            | 0           | 0           | 0          | 0            | 0        | 0        | 0                 |
| Okeechobee       | 0            | 0           | 0           | 0          | 0            | 0        | 0        | 0                 |
| Orange           | 0            | 0           | 0           | 0          | 0            | 0        | 0        | 0                 |
| Osceola          | 0            | 0           | 0           | 0          | 0            | 0        | 0        | 0                 |
| Other            | 0            | 0           | 0           | 0          | 0            | 0        | 0        | 0                 |
| Palm Beach       | 27,598       | 5,421       | 7,168       | 0          | 6,693        | 5,500    | 2,663    | 153               |
| Pasco            | 0            | 0           | 0           | 0          | 0            | 0        | 0        | 0                 |
| Pinellas         | 0            | 0           | 0           | 0          | 0            | 0        | 0        | 0                 |
| Polk             | 0            | 0           | 0           | 0          | 0            | 0        | 0        | 0                 |
| Putnam           | 0            | 0           | 0           | 0          | 0            | 0        | 0        | 0                 |
| Santa Rosa       | 3,706        | 834         | 2,872       | 0          | 0            | 0        | 0        | 0                 |
| Sarasota         | 0            | 0           | 0           | 0          | 0            | 0        | 0        | 0                 |
| Seminole         | 0            | 0           | 0           | 0          | 0            | 0        | 0        | 0                 |
| St. Johns        | 0            | 0           | 0           | 0          | 0            | 0        | 0        | 0                 |
| St. Lucie        | 298          | 64          | 233         | 0          | 0            | 0        | 0        | 1                 |
| Sumter           | 0            | 0           | 0           | 0          | 0            | 0        | 0        | 0                 |
| Suwannee         | 528          | 17          | 67          | 0          | 424          | 0        | 0        | 20                |
| Taylor           | 104          | 23          | 81          | 0          | 0            | 0        | 0        | 0                 |
| Union            | 77           | 1           | 16          | 0          | 60           | 0        | 0        | 0                 |
| Volusia          | 0            | 0           | 0           | 0          | 0            | 0        | 0        | 0                 |
| Wakulla          | 2,011        | 284         | 1,172       | 0          | 0            | 524      | 0        | 31                |
| Walton           | 0            | 0           | 0           | 0          | 0            | 0        | 0        | 0                 |
| Washington       | 0            | 0           | 0           | 0          | 0            | 0        | 0        | 0                 |
| Total Enrollment | 222,135      | 35,256      | 110,890     | 0          | 39,640       | 29,711   | 5,489    | 1,149             |

# Managed Care Enrollment by County by Market Segment by Company 3Q2005

WELLCARE OF FLORIDA, INC.

NAIC Company Code

95081

|                  | COUNTY TOTAL | SMALL GROUP | LARGE GROUP | INDIVIDUAL | HEALTHY KIDS | MEDICAID | MEDICARE | FEDERAL EMPLOYEES |
|------------------|--------------|-------------|-------------|------------|--------------|----------|----------|-------------------|
| Alachua          | 0            | 0           | 0           | 0          | 0            | 0        | 0        | 0                 |
| Baker            | 0            | 0           | 0           | 0          | 0            | 0        | 0        | 0                 |
| Bay              | 0            | 0           | 0           | 0          | 0            | 0        | 0        | 0                 |
| Bradford         | 0            | 0           | 0           | 0          | 0            | 0        | 0        | 0                 |
| Brevard          | 16,856       | 0           | 0           | 0          | 4,674        | 11,519   | 663      | 0                 |
| Broward          | 29,670       | 0           | 0           | 0          | 7,395        | 21,456   | 819      | 0                 |
| Calhoun          | 0            | 0           | 0           | 0          | 0            | 0        | 0        | 0                 |
| Charlotte        | 1,744        | 0           | 0           | 0          | 1,688        | 0        | 56       | 0                 |
| Citrus           | 0            | 0           | 0           | 0          | 0            | 0        | 0        | 0                 |
| Clay             | 101          | 0           | 0           | 0          | 0            | 0        | 101      | 0                 |
| Collier          | 4,175        | 0           | 0           | 0          | 4,175        | 0        | 0        | 0                 |
| Columbia         | 0            | 0           | 0           | 0          | 0            | 0        | 0        | 0                 |
| De Soto          | 351          | 0           | 0           | 0          | 351          | 0        | 0        | 0                 |
| Dixie            | 0            | 0           | 0           | 0          | 0            | 0        | 0        | 0                 |
| Duval            | 1,222        | 0           | 0           | 0          | 0            | 0        | 1,222    | 0                 |
| Escambia         | 3,033        | 0           | 0           | 0          | 0            | 0        | 3,033    | 0                 |
| Flagler          | 0            | 0           | 0           | 0          | 0            | 0        | 0        | 0                 |
| Franklin         | 0            | 0           | 0           | 0          | 0            | 0        | 0        | 0                 |
| Gadsden          | 0            | 0           | 0           | 0          | 0            | 0        | 0        | 0                 |
| Gilchrist        | 0            | 0           | 0           | 0          | 0            | 0        | 0        | 0                 |
| Glades           | 0            | 0           | 0           | 0          | 0            | 0        | 0        | 0                 |
| Gulf             | 0            | 0           | 0           | 0          | 0            | 0        | 0        | 0                 |
| Hamilton         | 0            | 0           | 0           | 0          | 0            | 0        | 0        | 0                 |
| Hardee           | 0            | 0           | 0           | 0          | 0            | 0        | 0        | 0                 |
| Hendry           | 0            | 0           | 0           | 0          | 0            | 0        | 0        | 0                 |
| Hernando         | 17,128       | 0           | 0           | 0          | 1,961        | 8,527    | 6,640    | 0                 |
| Highlands        | 0            | 0           | 0           | 0          | 0            | 0        | 0        | 0                 |
| Hillsborough     | 26,512       | 0           | 0           | 0          | 1,009        | 21,388   | 4,115    | 0                 |
| Holmes           | 0            | 0           | 0           | 0          | 0            | 0        | 0        | 0                 |
| Indian River     | 0            | 0           | 0           | 0          | 0            | 0        | 0        | 0                 |
| Jackson          | 0            | 0           | 0           | 0          | 0            | 0        | 0        | 0                 |
| Jefferson        | 0            | 0           | 0           | 0          | 0            | 0        | 0        | 0                 |
| Lafayette        | 0            | 0           | 0           | 0          | 0            | 0        | 0        | 0                 |
| Lake             | 0            | 0           | 0           | 0          | 0            | 0        | 0        | 0                 |
| Lee              | 18,788       | 0           | 0           | 0          | 6,425        | 12,363   | 0        | 0                 |
| Leon             | 0            | 0           | 0           | 0          | 0            | 0        | 0        | 0                 |
| Levy             | 0            | 0           | 0           | 0          | 0            | 0        | 0        | 0                 |
| Liberty          | 0            | 0           | 0           | 0          | 0            | 0        | 0        | 0                 |
| Madison          | 0            | 0           | 0           | 0          | 0            | 0        | 0        | 0                 |
| Manatee          | 10,281       | 0           | 0           | 0          | 2,370        | 7,780    | 131      | 0                 |
| Marion           | 0            | 0           | 0           | 0          | 0            | 0        | 0        | 0                 |
| Martin           | 0            | 0           | 0           | 0          | 0            | 0        | 0        | 0                 |
| Miami-Dade       | 44,849       | 0           | 0           | 0          | 13,430       | 21,696   | 9,723    | 0                 |
| Monroe           | 0            | 0           | 0           | 0          | 0            | 0        | 0        | 0                 |
| Nassau           | 0            | 0           | 0           | 0          | 0            | 0        | 0        | 0                 |
| Okaloosa         | 30           | 0           | 0           | 0          | 0            | 0        | 30       | 0                 |
| Okeechobee       | 0            | 0           | 0           | 0          | 0            | 0        | 0        | 0                 |
| Orange           | 40,100       | 0           | 0           | 0          | 3,317        | 28,432   | 8,351    | 0                 |
| Osceola          | 15,892       | 0           | 0           | 0          | 3,106        | 8,796    | 3,990    | 0                 |
| Other            | 0            | 0           | 0           | 0          | 0            | 0        | 0        | 0                 |
| Palm Beach       | 13,809       | 0           | 0           | 0          | 3,035        | 9,711    | 1,063    | 0                 |
| Pasco            | 10,101       | 0           | 0           | 0          | 0            | 4,787    | 5,314    | 0                 |
| Pinellas         | 15,565       | 0           | 0           | 0          | 787          | 8,241    | 6,537    | 0                 |
| Polk             | 18,749       | 0           | 0           | 0          | 0            | 18,110   | 639      | 0                 |
| Putnam           | 0            | 0           | 0           | 0          | 0            | 0        | 0        | 0                 |
| Santa Rosa       | 1,625        | 0           | 0           | 0          | 0            | 0        | 1,625    | 0                 |
| Sarasota         | 7,681        | 0           | 0           | 0          | 3,508        | 4,161    | 12       | 0                 |
| Seminole         | 12,518       | 0           | 0           | 0          | 3,922        | 5,176    | 3,420    | 0                 |
| St. Johns        | 0            | 0           | 0           | 0          | 0            | 0        | 0        | 0                 |
| St. Lucie        | 0            | 0           | 0           | 0          | 0            | 0        | 0        | 0                 |
| Sumter           | 0            | 0           | 0           | 0          | 0            | 0        | 0        | 0                 |
| Suwannee         | 0            | 0           | 0           | 0          | 0            | 0        | 0        | 0                 |
| Taylor           | 0            | 0           | 0           | 0          | 0            | 0        | 0        | 0                 |
| Union            | 0            | 0           | 0           | 0          | 0            | 0        | 0        | 0                 |
| Volusia          | 0            | 0           | 0           | 0          | 0            | 0        | 0        | 0                 |
| Wakulla          | 0            | 0           | 0           | 0          | 0            | 0        | 0        | 0                 |
| Walton           | 0            | 0           | 0           | 0          | 0            | 0        | 0        | 0                 |
| Washington       | 0            | 0           | 0           | 0          | 0            | 0        | 0        | 0                 |
| Total Enrollment | 310,780      | 0           | 0           | 0          | 61,153       | 192,143  | 57,484   | 0                 |

# Managed Care Enrollment by County by Market Segment by Company 2Q2005

AETNA HEALTH INC.

NAIC Company Code

95088

|                  | COUNTY TOTAL | SMALL GROUP | LARGE GROUP | INDIVIDUAL | HEALTHY KIDS | MEDICAID | MEDICARE | FEDERAL EMPLOYEES |
|------------------|--------------|-------------|-------------|------------|--------------|----------|----------|-------------------|
| Alachua          | 225          | 78          | 147         | 0          | 0            | 0        | 0        | 0                 |
| Baker            | 1,983        | 458         | 1,525       | 0          | 0            | 0        | 0        | 0                 |
| Bay              | 0            | 0           | 0           | 0          | 0            | 0        | 0        | 0                 |
| Bradford         | 0            | 0           | 0           | 0          | 0            | 0        | 0        | 0                 |
| Brevard          | 14,423       | 4,510       | 9,913       | 0          | 0            | 0        | 0        | 0                 |
| Broward          | 62,387       | 28,403      | 33,984      | 0          | 0            | 0        | 0        | 0                 |
| Calhoun          | 0            | 0           | 0           | 0          | 0            | 0        | 0        | 0                 |
| Charlotte        | 3,078        | 837         | 2,241       | 0          | 0            | 0        | 0        | 0                 |
| Citrus           | 0            | 0           | 0           | 0          | 0            | 0        | 0        | 0                 |
| Clay             | 11,213       | 2,893       | 8,320       | 0          | 0            | 0        | 0        | 0                 |
| Collier          | 0            | 0           | 0           | 0          | 0            | 0        | 0        | 0                 |
| Columbia         | 0            | 0           | 0           | 0          | 0            | 0        | 0        | 0                 |
| De Soto          | 0            | 0           | 0           | 0          | 0            | 0        | 0        | 0                 |
| Dixie            | 0            | 0           | 0           | 0          | 0            | 0        | 0        | 0                 |
| Duval            | 70,138       | 17,269      | 52,869      | 0          | 0            | 0        | 0        | 0                 |
| Escambia         | 0            | 0           | 0           | 0          | 0            | 0        | 0        | 0                 |
| Flagler          | 1,096        | 327         | 769         | 0          | 0            | 0        | 0        | 0                 |
| Franklin         | 0            | 0           | 0           | 0          | 0            | 0        | 0        | 0                 |
| Gadsden          | 0            | 0           | 0           | 0          | 0            | 0        | 0        | 0                 |
| Gilchrist        | 0            | 0           | 0           | 0          | 0            | 0        | 0        | 0                 |
| Glades           | 0            | 0           | 0           | 0          | 0            | 0        | 0        | 0                 |
| Gulf             | 0            | 0           | 0           | 0          | 0            | 0        | 0        | 0                 |
| Hamilton         | 0            | 0           | 0           | 0          | 0            | 0        | 0        | 0                 |
| Hardee           | 0            | 0           | 0           | 0          | 0            | 0        | 0        | 0                 |
| Hendry           | 0            | 0           | 0           | 0          | 0            | 0        | 0        | 0                 |
| Hernando         | 1,752        | 462         | 1,290       | 0          | 0            | 0        | 0        | 0                 |
| Highlands        | 0            | 0           | 0           | 0          | 0            | 0        | 0        | 0                 |
| Hillsborough     | 49,292       | 18,651      | 30,641      | 0          | 0            | 0        | 0        | 0                 |
| Holmes           | 0            | 0           | 0           | 0          | 0            | 0        | 0        | 0                 |
| Indian River     | 257          | 47          | 210         | 0          | 0            | 0        | 0        | 0                 |
| Jackson          | 0            | 0           | 0           | 0          | 0            | 0        | 0        | 0                 |
| Jefferson        | 0            | 0           | 0           | 0          | 0            | 0        | 0        | 0                 |
| Lafayette        | 0            | 0           | 0           | 0          | 0            | 0        | 0        | 0                 |
| Lake             | 4,869        | 1,683       | 3,186       | 0          | 0            | 0        | 0        | 0                 |
| Lee              | 18,889       | 8,547       | 10,342      | 0          | 0            | 0        | 0        | 0                 |
| Leon             | 0            | 0           | 0           | 0          | 0            | 0        | 0        | 0                 |
| Levy             | 0            | 0           | 0           | 0          | 0            | 0        | 0        | 0                 |
| Liberty          | 0            | 0           | 0           | 0          | 0            | 0        | 0        | 0                 |
| Madison          | 0            | 0           | 0           | 0          | 0            | 0        | 0        | 0                 |
| Manatee          | 15,559       | 6,348       | 9,211       | 0          | 0            | 0        | 0        | 0                 |
| Marion           | 1,638        | 213         | 1,425       | 0          | 0            | 0        | 0        | 0                 |
| Martin           | 1,049        | 382         | 667         | 0          | 0            | 0        | 0        | 0                 |
| Miami-Dade       | 42,649       | 13,986      | 28,663      | 0          | 0            | 0        | 0        | 0                 |
| Monroe           | 0            | 0           | 0           | 0          | 0            | 0        | 0        | 0                 |
| Nassau           | 4,336        | 1,429       | 2,907       | 0          | 0            | 0        | 0        | 0                 |
| Okaloosa         | 0            | 0           | 0           | 0          | 0            | 0        | 0        | 0                 |
| Okeechobee       | 127          | 45          | 82          | 0          | 0            | 0        | 0        | 0                 |
| Orange           | 44,172       | 13,958      | 30,214      | 0          | 0            | 0        | 0        | 0                 |
| Osceola          | 6,797        | 2,699       | 4,098       | 0          | 0            | 0        | 0        | 0                 |
| Other            | 0            | 0           | 0           | 0          | 0            | 0        | 0        | 0                 |
| Palm Beach       | 50,680       | 24,342      | 26,338      | 0          | 0            | 0        | 0        | 0                 |
| Pasco            | 16,938       | 4,994       | 11,944      | 0          | 0            | 0        | 0        | 0                 |
| Pinellas         | 71,055       | 15,312      | 55,743      | 0          | 0            | 0        | 0        | 0                 |
| Polk             | 11,162       | 1,755       | 9,407       | 0          | 0            | 0        | 0        | 0                 |
| Putnam           | 0            | 0           | 0           | 0          | 0            | 0        | 0        | 0                 |
| Santa Rosa       | 0            | 0           | 0           | 0          | 0            | 0        | 0        | 0                 |
| Sarasota         | 22,833       | 11,981      | 10,852      | 0          | 0            | 0        | 0        | 0                 |
| Seminole         | 17,630       | 6,265       | 11,365      | 0          | 0            | 0        | 0        | 0                 |
| St. Johns        | 7,712        | 2,994       | 4,718       | 0          | 0            | 0        | 0        | 0                 |
| St. Lucie        | 1,038        | 385         | 653         | 0          | 0            | 0        | 0        | 0                 |
| Sumter           | 0            | 0           | 0           | 0          | 0            | 0        | 0        | 0                 |
| Suwannee         | 0            | 0           | 0           | 0          | 0            | 0        | 0        | 0                 |
| Taylor           | 0            | 0           | 0           | 0          | 0            | 0        | 0        | 0                 |
| Union            | 0            | 0           | 0           | 0          | 0            | 0        | 0        | 0                 |
| Volusia          | 12,224       | 4,617       | 7,607       | 0          | 0            | 0        | 0        | 0                 |
| Wakulla          | 0            | 0           | 0           | 0          | 0            | 0        | 0        | 0                 |
| Walton           | 0            | 0           | 0           | 0          | 0            | 0        | 0        | 0                 |
| Washington       | 0            | 0           | 0           | 0          | 0            | 0        | 0        | 0                 |
| Total Enrollment | 567,201      | 195,870     | 371,331     | 0          | 0            | 0        | 0        | 0                 |

# Managed Care Enrollment by County by Market Segment by Company 2Q2005

AMERICA'S HEALTH CHOICE MEDICAL PLANS, INC.

NAIC Company Code

11122

|                  | COUNTY TOTAL | SMALL GROUP | LARGE GROUP | INDIVIDUAL | HEALTHY KIDS | MEDICAID | MEDICARE | FEDERAL EMPLOYEES |
|------------------|--------------|-------------|-------------|------------|--------------|----------|----------|-------------------|
| Alachua          | 0            | 0           | 0           | 0          | 0            | 0        | 0        | 0                 |
| Baker            | 0            | 0           | 0           | 0          | 0            | 0        | 0        | 0                 |
| Bay              | 0            | 0           | 0           | 0          | 0            | 0        | 0        | 0                 |
| Bradford         | 0            | 0           | 0           | 0          | 0            | 0        | 0        | 0                 |
| Brevard          | 403          | 0           | 0           | 0          | 0            | 0        | 403      | 0                 |
| Broward          | 1,917        | 0           | 0           | 0          | 0            | 15       | 1,902    | 0                 |
| Calhoun          | 0            | 0           | 0           | 0          | 0            | 0        | 0        | 0                 |
| Charlotte        | 0            | 0           | 0           | 0          | 0            | 0        | 0        | 0                 |
| Citrus           | 0            | 0           | 0           | 0          | 0            | 0        | 0        | 0                 |
| Clay             | 0            | 0           | 0           | 0          | 0            | 0        | 0        | 0                 |
| Collier          | 0            | 0           | 0           | 0          | 0            | 0        | 0        | 0                 |
| Columbia         | 0            | 0           | 0           | 0          | 0            | 0        | 0        | 0                 |
| De Soto          | 0            | 0           | 0           | 0          | 0            | 0        | 0        | 0                 |
| Dixie            | 0            | 0           | 0           | 0          | 0            | 0        | 0        | 0                 |
| Duval            | 0            | 0           | 0           | 0          | 0            | 0        | 0        | 0                 |
| Escambia         | 0            | 0           | 0           | 0          | 0            | 0        | 0        | 0                 |
| Flagler          | 0            | 0           | 0           | 0          | 0            | 0        | 0        | 0                 |
| Franklin         | 0            | 0           | 0           | 0          | 0            | 0        | 0        | 0                 |
| Gadsden          | 0            | 0           | 0           | 0          | 0            | 0        | 0        | 0                 |
| Gilchrist        | 0            | 0           | 0           | 0          | 0            | 0        | 0        | 0                 |
| Glades           | 0            | 0           | 0           | 0          | 0            | 0        | 0        | 0                 |
| Gulf             | 0            | 0           | 0           | 0          | 0            | 0        | 0        | 0                 |
| Hamilton         | 0            | 0           | 0           | 0          | 0            | 0        | 0        | 0                 |
| Hardee           | 0            | 0           | 0           | 0          | 0            | 0        | 0        | 0                 |
| Hendry           | 0            | 0           | 0           | 0          | 0            | 0        | 0        | 0                 |
| Hernando         | 0            | 0           | 0           | 0          | 0            | 0        | 0        | 0                 |
| Highlands        | 0            | 0           | 0           | 0          | 0            | 0        | 0        | 0                 |
| Hillsborough     | 0            | 0           | 0           | 0          | 0            | 0        | 0        | 0                 |
| Holmes           | 0            | 0           | 0           | 0          | 0            | 0        | 0        | 0                 |
| Indian River     | 2,034        | 0           | 0           | 0          | 0            | 20       | 2,014    | 0                 |
| Jackson          | 0            | 0           | 0           | 0          | 0            | 0        | 0        | 0                 |
| Jefferson        | 0            | 0           | 0           | 0          | 0            | 0        | 0        | 0                 |
| Lafayette        | 0            | 0           | 0           | 0          | 0            | 0        | 0        | 0                 |
| Lake             | 0            | 0           | 0           | 0          | 0            | 0        | 0        | 0                 |
| Lee              | 0            | 0           | 0           | 0          | 0            | 0        | 0        | 0                 |
| Leon             | 0            | 0           | 0           | 0          | 0            | 0        | 0        | 0                 |
| Levy             | 0            | 0           | 0           | 0          | 0            | 0        | 0        | 0                 |
| Liberty          | 0            | 0           | 0           | 0          | 0            | 0        | 0        | 0                 |
| Madison          | 0            | 0           | 0           | 0          | 0            | 0        | 0        | 0                 |
| Manatee          | 0            | 0           | 0           | 0          | 0            | 0        | 0        | 0                 |
| Marion           | 0            | 0           | 0           | 0          | 0            | 0        | 0        | 0                 |
| Martin           | 2,721        | 0           | 0           | 0          | 0            | 6        | 2,715    | 0                 |
| Miami-Dade       | 0            | 0           | 0           | 0          | 0            | 0        | 0        | 0                 |
| Monroe           | 0            | 0           | 0           | 0          | 0            | 0        | 0        | 0                 |
| Nassau           | 0            | 0           | 0           | 0          | 0            | 0        | 0        | 0                 |
| Okaloosa         | 0            | 0           | 0           | 0          | 0            | 0        | 0        | 0                 |
| Okeechobee       | 634          | 0           | 0           | 0          | 0            | 0        | 634      | 0                 |
| Orange           | 0            | 0           | 0           | 0          | 0            | 0        | 0        | 0                 |
| Osceola          | 0            | 0           | 0           | 0          | 0            | 0        | 0        | 0                 |
| Other            | 0            | 0           | 0           | 0          | 0            | 0        | 0        | 0                 |
| Palm Beach       | 3,842        | 0           | 0           | 0          | 0            | 3        | 3,839    | 0                 |
| Pasco            | 0            | 0           | 0           | 0          | 0            | 0        | 0        | 0                 |
| Pinellas         | 0            | 0           | 0           | 0          | 0            | 0        | 0        | 0                 |
| Polk             | 0            | 0           | 0           | 0          | 0            | 0        | 0        | 0                 |
| Putnam           | 0            | 0           | 0           | 0          | 0            | 0        | 0        | 0                 |
| Santa Rosa       | 0            | 0           | 0           | 0          | 0            | 0        | 0        | 0                 |
| Sarasota         | 0            | 0           | 0           | 0          | 0            | 0        | 0        | 0                 |
| Seminole         | 0            | 0           | 0           | 0          | 0            | 0        | 0        | 0                 |
| St. Johns        | 0            | 0           | 0           | 0          | 0            | 0        | 0        | 0                 |
| St. Lucie        | 4,495        | 0           | 0           | 0          | 0            | 25       | 4,470    | 0                 |
| Sumter           | 0            | 0           | 0           | 0          | 0            | 0        | 0        | 0                 |
| Suwannee         | 0            | 0           | 0           | 0          | 0            | 0        | 0        | 0                 |
| Taylor           | 0            | 0           | 0           | 0          | 0            | 0        | 0        | 0                 |
| Union            | 0            | 0           | 0           | 0          | 0            | 0        | 0        | 0                 |
| Volusia          | 0            | 0           | 0           | 0          | 0            | 0        | 0        | 0                 |
| Wakulla          | 0            | 0           | 0           | 0          | 0            | 0        | 0        | 0                 |
| Walton           | 0            | 0           | 0           | 0          | 0            | 0        | 0        | 0                 |
| Washington       | 0            | 0           | 0           | 0          | 0            | 0        | 0        | 0                 |
| Total Enrollment | 16,046       | 0           | 0           | 0          | 0            | 69       | 15,977   | 0                 |

# Managed Care Enrollment by County by Market Segment by Company 2Q2005

AMERIGROUP FLORIDA, INC.

NAIC Company Code

95093

|                  | COUNTY TOTAL | SMALL GROUP | LARGE GROUP | INDIVIDUAL | HEALTHY KIDS | MEDICAID | MEDICARE | FEDERAL EMPLOYEES |
|------------------|--------------|-------------|-------------|------------|--------------|----------|----------|-------------------|
| Alachua          | 0            | 0           | 0           | 0          | 0            | 0        | 0        | 0                 |
| Baker            | 0            | 0           | 0           | 0          | 0            | 0        | 0        | 0                 |
| Bay              | 0            | 0           | 0           | 0          | 0            | 0        | 0        | 0                 |
| Bradford         | 0            | 0           | 0           | 0          | 0            | 0        | 0        | 0                 |
| Brevard          | 0            | 0           | 0           | 0          | 0            | 0        | 0        | 0                 |
| Broward          | 14,226       | 0           | 0           | 0          | 3,853        | 10,373   | 0        | 0                 |
| Calhoun          | 0            | 0           | 0           | 0          | 0            | 0        | 0        | 0                 |
| Charlotte        | 0            | 0           | 0           | 0          | 0            | 0        | 0        | 0                 |
| Citrus           | 0            | 0           | 0           | 0          | 0            | 0        | 0        | 0                 |
| Clay             | 0            | 0           | 0           | 0          | 0            | 0        | 0        | 0                 |
| Collier          | 0            | 0           | 0           | 0          | 0            | 0        | 0        | 0                 |
| Columbia         | 0            | 0           | 0           | 0          | 0            | 0        | 0        | 0                 |
| De Soto          | 0            | 0           | 0           | 0          | 0            | 0        | 0        | 0                 |
| Dixie            | 0            | 0           | 0           | 0          | 0            | 0        | 0        | 0                 |
| Duval            | 0            | 0           | 0           | 0          | 0            | 0        | 0        | 0                 |
| Escambia         | 0            | 0           | 0           | 0          | 0            | 0        | 0        | 0                 |
| Flagler          | 0            | 0           | 0           | 0          | 0            | 0        | 0        | 0                 |
| Franklin         | 0            | 0           | 0           | 0          | 0            | 0        | 0        | 0                 |
| Gadsden          | 0            | 0           | 0           | 0          | 0            | 0        | 0        | 0                 |
| Gilchrist        | 0            | 0           | 0           | 0          | 0            | 0        | 0        | 0                 |
| Glades           | 0            | 0           | 0           | 0          | 0            | 0        | 0        | 0                 |
| Gulf             | 0            | 0           | 0           | 0          | 0            | 0        | 0        | 0                 |
| Hamilton         | 0            | 0           | 0           | 0          | 0            | 0        | 0        | 0                 |
| Hardee           | 0            | 0           | 0           | 0          | 0            | 0        | 0        | 0                 |
| Hendry           | 0            | 0           | 0           | 0          | 0            | 0        | 0        | 0                 |
| Hernando         | 0            | 0           | 0           | 0          | 0            | 0        | 0        | 0                 |
| Highlands        | 0            | 0           | 0           | 0          | 0            | 0        | 0        | 0                 |
| Hillsborough     | 38,330       | 0           | 0           | 0          | 9,116        | 29,214   | 0        | 0                 |
| Holmes           | 0            | 0           | 0           | 0          | 0            | 0        | 0        | 0                 |
| Indian River     | 0            | 0           | 0           | 0          | 0            | 0        | 0        | 0                 |
| Jackson          | 0            | 0           | 0           | 0          | 0            | 0        | 0        | 0                 |
| Jefferson        | 0            | 0           | 0           | 0          | 0            | 0        | 0        | 0                 |
| Lafayette        | 0            | 0           | 0           | 0          | 0            | 0        | 0        | 0                 |
| Lake             | 0            | 0           | 0           | 0          | 0            | 0        | 0        | 0                 |
| Lee              | 12,946       | 0           | 0           | 0          | 0            | 12,946   | 0        | 0                 |
| Leon             | 0            | 0           | 0           | 0          | 0            | 0        | 0        | 0                 |
| Levy             | 0            | 0           | 0           | 0          | 0            | 0        | 0        | 0                 |
| Liberty          | 0            | 0           | 0           | 0          | 0            | 0        | 0        | 0                 |
| Madison          | 0            | 0           | 0           | 0          | 0            | 0        | 0        | 0                 |
| Manatee          | 3,021        | 0           | 0           | 0          | 0            | 3,021    | 0        | 0                 |
| Marion           | 0            | 0           | 0           | 0          | 0            | 0        | 0        | 0                 |
| Martin           | 33           | 0           | 0           | 0          | 0            | 33       | 0        | 0                 |
| Miami-Dade       | 28,204       | 0           | 0           | 0          | 12,754       | 15,450   | 0        | 0                 |
| Monroe           | 0            | 0           | 0           | 0          | 0            | 0        | 0        | 0                 |
| Nassau           | 0            | 0           | 0           | 0          | 0            | 0        | 0        | 0                 |
| Okaloosa         | 0            | 0           | 0           | 0          | 0            | 0        | 0        | 0                 |
| Okeechobee       | 0            | 0           | 0           | 0          | 0            | 0        | 0        | 0                 |
| Orange           | 32,849       | 0           | 0           | 0          | 8,229        | 24,620   | 0        | 0                 |
| Osceola          | 5,279        | 0           | 0           | 0          | 0            | 5,279    | 0        | 0                 |
| Other            | 0            | 0           | 0           | 0          | 0            | 0        | 0        | 0                 |
| Palm Beach       | 15,630       | 0           | 0           | 0          | 6,600        | 9,030    | 0        | 0                 |
| Pasco            | 13,401       | 0           | 0           | 0          | 4,597        | 8,804    | 0        | 0                 |
| Pinellas         | 25,983       | 0           | 0           | 0          | 5,868        | 20,115   | 0        | 0                 |
| Polk             | 19,286       | 0           | 0           | 0          | 4,602        | 14,684   | 0        | 0                 |
| Putnam           | 0            | 0           | 0           | 0          | 0            | 0        | 0        | 0                 |
| Santa Rosa       | 0            | 0           | 0           | 0          | 0            | 0        | 0        | 0                 |
| Sarasota         | 4,702        | 0           | 0           | 0          | 0            | 4,702    | 0        | 0                 |
| Seminole         | 4,334        | 0           | 0           | 0          | 0            | 4,334    | 0        | 0                 |
| St. Johns        | 0            | 0           | 0           | 0          | 0            | 0        | 0        | 0                 |
| St. Lucie        | 0            | 0           | 0           | 0          | 0            | 0        | 0        | 0                 |
| Sumter           | 0            | 0           | 0           | 0          | 0            | 0        | 0        | 0                 |
| Suwannee         | 0            | 0           | 0           | 0          | 0            | 0        | 0        | 0                 |
| Taylor           | 0            | 0           | 0           | 0          | 0            | 0        | 0        | 0                 |
| Union            | 0            | 0           | 0           | 0          | 0            | 0        | 0        | 0                 |
| Volusia          | 0            | 0           | 0           | 0          | 0            | 0        | 0        | 0                 |
| Wakulla          | 0            | 0           | 0           | 0          | 0            | 0        | 0        | 0                 |
| Walton           | 0            | 0           | 0           | 0          | 0            | 0        | 0        | 0                 |
| Washington       | 0            | 0           | 0           | 0          | 0            | 0        | 0        | 0                 |
| Total Enrollment | 218,224      | 0           | 0           | 0          | 55,619       | 162,605  | 0        | 0                 |

# Managed Care Enrollment by County by Market Segment by Company 2Q2005

AVMED, INC.

NAIC Company Code

95263

|                  | COUNTY TOTAL | SMALL GROUP | LARGE GROUP | INDIVIDUAL | HEALTHY KIDS | MEDICAID | MEDICARE | FEDERAL EMPLOYEES |
|------------------|--------------|-------------|-------------|------------|--------------|----------|----------|-------------------|
| Alachua          | 10,673       | 194         | 10,479      | 0          | 0            | 0        | 0        | 0                 |
| Baker            | 1,776        | 5           | 1,771       | 0          | 0            | 0        | 0        | 0                 |
| Bay              | 0            | 0           | 0           | 0          | 0            | 0        | 0        | 0                 |
| Bradford         | 1,764        | 25          | 1,739       | 0          | 0            | 0        | 0        | 0                 |
| Brevard          | 0            | 0           | 0           | 0          | 0            | 0        | 0        | 0                 |
| Broward          | 44,516       | 692         | 30,799      | 0          | 0            | 0        | 11,652   | 1,373             |
| Calhoun          | 0            | 0           | 0           | 0          | 0            | 0        | 0        | 0                 |
| Charlotte        | 0            | 0           | 0           | 0          | 0            | 0        | 0        | 0                 |
| Citrus           | 726          | 19          | 707         | 0          | 0            | 0        | 0        | 0                 |
| Clay             | 1,571        | 18          | 1,553       | 0          | 0            | 0        | 0        | 0                 |
| Collier          | 0            | 0           | 0           | 0          | 0            | 0        | 0        | 0                 |
| Columbia         | 2,483        | 81          | 2,402       | 0          | 0            | 0        | 0        | 0                 |
| De Soto          | 0            | 0           | 0           | 0          | 0            | 0        | 0        | 0                 |
| Dixie            | 318          | 4           | 314         | 0          | 0            | 0        | 0        | 0                 |
| Duval            | 7,529        | 93          | 7,436       | 0          | 0            | 0        | 0        | 0                 |
| Escambia         | 0            | 0           | 0           | 0          | 0            | 0        | 0        | 0                 |
| Flagler          | 0            | 0           | 0           | 0          | 0            | 0        | 0        | 0                 |
| Franklin         | 0            | 0           | 0           | 0          | 0            | 0        | 0        | 0                 |
| Gadsden          | 0            | 0           | 0           | 0          | 0            | 0        | 0        | 0                 |
| Gilchrist        | 572          | 4           | 568         | 0          | 0            | 0        | 0        | 0                 |
| Glades           | 0            | 0           | 0           | 0          | 0            | 0        | 0        | 0                 |
| Gulf             | 0            | 0           | 0           | 0          | 0            | 0        | 0        | 0                 |
| Hamilton         | 652          | 18          | 634         | 0          | 0            | 0        | 0        | 0                 |
| Hardee           | 0            | 0           | 0           | 0          | 0            | 0        | 0        | 0                 |
| Hendry           | 0            | 0           | 0           | 0          | 0            | 0        | 0        | 0                 |
| Hernando         | 1,117        | 28          | 1,089       | 0          | 0            | 0        | 0        | 0                 |
| Highlands        | 0            | 0           | 0           | 0          | 0            | 0        | 0        | 0                 |
| Hillsborough     | 9,397        | 90          | 9,307       | 0          | 0            | 0        | 0        | 0                 |
| Holmes           | 0            | 0           | 0           | 0          | 0            | 0        | 0        | 0                 |
| Indian River     | 0            | 0           | 0           | 0          | 0            | 0        | 0        | 0                 |
| Jackson          | 0            | 0           | 0           | 0          | 0            | 0        | 0        | 0                 |
| Jefferson        | 0            | 0           | 0           | 0          | 0            | 0        | 0        | 0                 |
| Lafayette        | 0            | 0           | 0           | 0          | 0            | 0        | 0        | 0                 |
| Lake             | 0            | 0           | 0           | 0          | 0            | 0        | 0        | 0                 |
| Lee              | 386          | 6           | 376         | 0          | 0            | 0        | 0        | 4                 |
| Leon             | 0            | 0           | 0           | 0          | 0            | 0        | 0        | 0                 |
| Levy             | 1,224        | 45          | 1,179       | 0          | 0            | 0        | 0        | 0                 |
| Liberty          | 0            | 0           | 0           | 0          | 0            | 0        | 0        | 0                 |
| Madison          | 0            | 0           | 0           | 0          | 0            | 0        | 0        | 0                 |
| Manatee          | 0            | 0           | 0           | 0          | 0            | 0        | 0        | 0                 |
| Marion           | 1,446        | 20          | 1,426       | 0          | 0            | 0        | 0        | 0                 |
| Martin           | 0            | 0           | 0           | 0          | 0            | 0        | 0        | 0                 |
| Miami-Dade       | 76,082       | 794         | 65,333      | 0          | 0            | 0        | 7,431    | 2,524             |
| Monroe           | 0            | 0           | 0           | 0          | 0            | 0        | 0        | 0                 |
| Nassau           | 654          | 9           | 645         | 0          | 0            | 0        | 0        | 0                 |
| Okaloosa         | 0            | 0           | 0           | 0          | 0            | 0        | 0        | 0                 |
| Okeechobee       | 0            | 0           | 0           | 0          | 0            | 0        | 0        | 0                 |
| Orange           | 7,795        | 19          | 7,775       | 0          | 0            | 0        | 0        | 1                 |
| Osceola          | 1,161        | 3           | 1,158       | 0          | 0            | 0        | 0        | 0                 |
| Other            | 0            | 0           | 0           | 0          | 0            | 0        | 0        | 0                 |
| Palm Beach       | 6,990        | 154         | 6,377       | 0          | 0            | 0        | 0        | 459               |
| Pasco            | 2,904        | 34          | 2,869       | 0          | 0            | 0        | 0        | 1                 |
| Pinellas         | 4,783        | 108         | 4,675       | 0          | 0            | 0        | 0        | 0                 |
| Polk             | 752          | 1           | 751         | 0          | 0            | 0        | 0        | 0                 |
| Putnam           | 0            | 0           | 0           | 0          | 0            | 0        | 0        | 0                 |
| Santa Rosa       | 0            | 0           | 0           | 0          | 0            | 0        | 0        | 0                 |
| Sarasota         | 333          | 0           | 333         | 0          | 0            | 0        | 0        | 0                 |
| Seminole         | 3,170        | 15          | 3,154       | 0          | 0            | 0        | 0        | 1                 |
| St. Johns        | 686          | 12          | 674         | 0          | 0            | 0        | 0        | 0                 |
| St. Lucie        | 0            | 0           | 0           | 0          | 0            | 0        | 0        | 0                 |
| Sumter           | 0            | 0           | 0           | 0          | 0            | 0        | 0        | 0                 |
| Suwannee         | 1,603        | 58          | 1,545       | 0          | 0            | 0        | 0        | 0                 |
| Taylor           | 0            | 0           | 0           | 0          | 0            | 0        | 0        | 0                 |
| Union            | 1,209        | 3           | 1,206       | 0          | 0            | 0        | 0        | 0                 |
| Volusia          | 0            | 0           | 0           | 0          | 0            | 0        | 0        | 0                 |
| Wakulla          | 0            | 0           | 0           | 0          | 0            | 0        | 0        | 0                 |
| Walton           | 0            | 0           | 0           | 0          | 0            | 0        | 0        | 0                 |
| Washington       | 0            | 0           | 0           | 0          | 0            | 0        | 0        | 0                 |
| Total Enrollment | 194,272      | 2,552       | 168,274     | 0          | 0            | 0        | 19,083   | 4,363             |

# Managed Care Enrollment by County by Market Segment by Company 2Q2005

CAPITAL HEALTH PLAN, INC.

NAIC Company Code

95112

|                  | COUNTY TOTAL | SMALL GROUP | LARGE GROUP | INDIVIDUAL | HEALTHY KIDS | MEDICAID | MEDICARE | FEDERAL EMPLOYEES |
|------------------|--------------|-------------|-------------|------------|--------------|----------|----------|-------------------|
| Alachua          | 0            | 0           | 0           | 0          | 0            | 0        | 0        | 0                 |
| Baker            | 0            | 0           | 0           | 0          | 0            | 0        | 0        | 0                 |
| Bay              | 0            | 0           | 0           | 0          | 0            | 0        | 0        | 0                 |
| Bradford         | 0            | 0           | 0           | 0          | 0            | 0        | 0        | 0                 |
| Brevard          | 0            | 0           | 0           | 0          | 0            | 0        | 0        | 0                 |
| Broward          | 0            | 0           | 0           | 0          | 0            | 0        | 0        | 0                 |
| Calhoun          | 0            | 0           | 0           | 0          | 0            | 0        | 0        | 0                 |
| Charlotte        | 0            | 0           | 0           | 0          | 0            | 0        | 0        | 0                 |
| Citrus           | 0            | 0           | 0           | 0          | 0            | 0        | 0        | 0                 |
| Clay             | 0            | 0           | 0           | 0          | 0            | 0        | 0        | 0                 |
| Collier          | 0            | 0           | 0           | 0          | 0            | 0        | 0        | 0                 |
| Columbia         | 0            | 0           | 0           | 0          | 0            | 0        | 0        | 0                 |
| De Soto          | 0            | 0           | 0           | 0          | 0            | 0        | 0        | 0                 |
| Dixie            | 0            | 0           | 0           | 0          | 0            | 0        | 0        | 0                 |
| Duval            | 0            | 0           | 0           | 0          | 0            | 0        | 0        | 0                 |
| Escambia         | 0            | 0           | 0           | 0          | 0            | 0        | 0        | 0                 |
| Flagler          | 0            | 0           | 0           | 0          | 0            | 0        | 0        | 0                 |
| Franklin         | 0            | 0           | 0           | 0          | 0            | 0        | 0        | 0                 |
| Gadsden          | 12,700       | 1,588       | 10,024      | 0          | 0            | 0        | 822      | 266               |
| Gilchrist        | 0            | 0           | 0           | 0          | 0            | 0        | 0        | 0                 |
| Glades           | 0            | 0           | 0           | 0          | 0            | 0        | 0        | 0                 |
| Gulf             | 0            | 0           | 0           | 0          | 0            | 0        | 0        | 0                 |
| Hamilton         | 0            | 0           | 0           | 0          | 0            | 0        | 0        | 0                 |
| Hardee           | 0            | 0           | 0           | 0          | 0            | 0        | 0        | 0                 |
| Hendry           | 0            | 0           | 0           | 0          | 0            | 0        | 0        | 0                 |
| Hernando         | 0            | 0           | 0           | 0          | 0            | 0        | 0        | 0                 |
| Highlands        | 0            | 0           | 0           | 0          | 0            | 0        | 0        | 0                 |
| Hillsborough     | 0            | 0           | 0           | 0          | 0            | 0        | 0        | 0                 |
| Holmes           | 0            | 0           | 0           | 0          | 0            | 0        | 0        | 0                 |
| Indian River     | 0            | 0           | 0           | 0          | 0            | 0        | 0        | 0                 |
| Jackson          | 0            | 0           | 0           | 0          | 0            | 0        | 0        | 0                 |
| Jefferson        | 3,724        | 642         | 2,744       | 0          | 0            | 0        | 246      | 92                |
| Lafayette        | 0            | 0           | 0           | 0          | 0            | 0        | 0        | 0                 |
| Lake             | 0            | 0           | 0           | 0          | 0            | 0        | 0        | 0                 |
| Lee              | 0            | 0           | 0           | 0          | 0            | 0        | 0        | 0                 |
| Leon             | 86,785       | 14,898      | 65,858      | 0          | 0            | 0        | 4,189    | 1,840             |
| Levy             | 0            | 0           | 0           | 0          | 0            | 0        | 0        | 0                 |
| Liberty          | 0            | 0           | 0           | 0          | 0            | 0        | 0        | 0                 |
| Madison          | 0            | 0           | 0           | 0          | 0            | 0        | 0        | 0                 |
| Manatee          | 0            | 0           | 0           | 0          | 0            | 0        | 0        | 0                 |
| Marion           | 0            | 0           | 0           | 0          | 0            | 0        | 0        | 0                 |
| Martin           | 0            | 0           | 0           | 0          | 0            | 0        | 0        | 0                 |
| Miami-Dade       | 0            | 0           | 0           | 0          | 0            | 0        | 0        | 0                 |
| Monroe           | 0            | 0           | 0           | 0          | 0            | 0        | 0        | 0                 |
| Nassau           | 0            | 0           | 0           | 0          | 0            | 0        | 0        | 0                 |
| Okaloosa         | 0            | 0           | 0           | 0          | 0            | 0        | 0        | 0                 |
| Okeechobee       | 0            | 0           | 0           | 0          | 0            | 0        | 0        | 0                 |
| Orange           | 0            | 0           | 0           | 0          | 0            | 0        | 0        | 0                 |
| Osceola          | 0            | 0           | 0           | 0          | 0            | 0        | 0        | 0                 |
| Other            | 0            | 0           | 0           | 0          | 0            | 0        | 0        | 0                 |
| Palm Beach       | 0            | 0           | 0           | 0          | 0            | 0        | 0        | 0                 |
| Pasco            | 0            | 0           | 0           | 0          | 0            | 0        | 0        | 0                 |
| Pinellas         | 0            | 0           | 0           | 0          | 0            | 0        | 0        | 0                 |
| Polk             | 0            | 0           | 0           | 0          | 0            | 0        | 0        | 0                 |
| Putnam           | 0            | 0           | 0           | 0          | 0            | 0        | 0        | 0                 |
| Santa Rosa       | 0            | 0           | 0           | 0          | 0            | 0        | 0        | 0                 |
| Sarasota         | 0            | 0           | 0           | 0          | 0            | 0        | 0        | 0                 |
| Seminole         | 0            | 0           | 0           | 0          | 0            | 0        | 0        | 0                 |
| St. Johns        | 0            | 0           | 0           | 0          | 0            | 0        | 0        | 0                 |
| St. Lucie        | 0            | 0           | 0           | 0          | 0            | 0        | 0        | 0                 |
| Sumter           | 0            | 0           | 0           | 0          | 0            | 0        | 0        | 0                 |
| Suwannee         | 0            | 0           | 0           | 0          | 0            | 0        | 0        | 0                 |
| Taylor           | 0            | 0           | 0           | 0          | 0            | 0        | 0        | 0                 |
| Union            | 0            | 0           | 0           | 0          | 0            | 0        | 0        | 0                 |
| Volusia          | 0            | 0           | 0           | 0          | 0            | 0        | 0        | 0                 |
| Wakulla          | 9,317        | 1,486       | 6,972       | 0          | 0            | 0        | 556      | 303               |
| Walton           | 0            | 0           | 0           | 0          | 0            | 0        | 0        | 0                 |
| Washington       | 0            | 0           | 0           | 0          | 0            | 0        | 0        | 0                 |
| Total Enrollment | 112,526      | 18,614      | 85,598      | 0          | 0            | 0        | 5,813    | 2,501             |

# Managed Care Enrollment by County by Market Segment by Company 2Q2005

CAREPLUS HEALTH PLANS, INC.

NAIC Company Code

95092

|                  | COUNTY TOTAL | SMALL GROUP | LARGE GROUP | INDIVIDUAL | HEALTHY KIDS | MEDICAID | MEDICARE | FEDERAL EMPLOYEES |
|------------------|--------------|-------------|-------------|------------|--------------|----------|----------|-------------------|
| Alachua          | 0            | 0           | 0           | 0          | 0            | 0        | 0        | 0                 |
| Baker            | 0            | 0           | 0           | 0          | 0            | 0        | 0        | 0                 |
| Bay              | 0            | 0           | 0           | 0          | 0            | 0        | 0        | 0                 |
| Bradford         | 0            | 0           | 0           | 0          | 0            | 0        | 0        | 0                 |
| Brevard          | 0            | 0           | 0           | 0          | 0            | 0        | 0        | 0                 |
| Broward          | 19,669       | 0           | 0           | 0          | 0            | 0        | 19,669   | 0                 |
| Calhoun          | 0            | 0           | 0           | 0          | 0            | 0        | 0        | 0                 |
| Charlotte        | 0            | 0           | 0           | 0          | 0            | 0        | 0        | 0                 |
| Citrus           | 0            | 0           | 0           | 0          | 0            | 0        | 0        | 0                 |
| Clay             | 0            | 0           | 0           | 0          | 0            | 0        | 0        | 0                 |
| Collier          | 0            | 0           | 0           | 0          | 0            | 0        | 0        | 0                 |
| Columbia         | 0            | 0           | 0           | 0          | 0            | 0        | 0        | 0                 |
| De Soto          | 0            | 0           | 0           | 0          | 0            | 0        | 0        | 0                 |
| Dixie            | 0            | 0           | 0           | 0          | 0            | 0        | 0        | 0                 |
| Duval            | 0            | 0           | 0           | 0          | 0            | 0        | 0        | 0                 |
| Escambia         | 0            | 0           | 0           | 0          | 0            | 0        | 0        | 0                 |
| Flagler          | 0            | 0           | 0           | 0          | 0            | 0        | 0        | 0                 |
| Franklin         | 0            | 0           | 0           | 0          | 0            | 0        | 0        | 0                 |
| Gadsden          | 0            | 0           | 0           | 0          | 0            | 0        | 0        | 0                 |
| Gilchrist        | 0            | 0           | 0           | 0          | 0            | 0        | 0        | 0                 |
| Glades           | 0            | 0           | 0           | 0          | 0            | 0        | 0        | 0                 |
| Gulf             | 0            | 0           | 0           | 0          | 0            | 0        | 0        | 0                 |
| Hamilton         | 0            | 0           | 0           | 0          | 0            | 0        | 0        | 0                 |
| Hardee           | 0            | 0           | 0           | 0          | 0            | 0        | 0        | 0                 |
| Hendry           | 0            | 0           | 0           | 0          | 0            | 0        | 0        | 0                 |
| Hernando         | 0            | 0           | 0           | 0          | 0            | 0        | 0        | 0                 |
| Highlands        | 0            | 0           | 0           | 0          | 0            | 0        | 0        | 0                 |
| Hillsborough     | 0            | 0           | 0           | 0          | 0            | 0        | 0        | 0                 |
| Holmes           | 0            | 0           | 0           | 0          | 0            | 0        | 0        | 0                 |
| Indian River     | 0            | 0           | 0           | 0          | 0            | 0        | 0        | 0                 |
| Jackson          | 0            | 0           | 0           | 0          | 0            | 0        | 0        | 0                 |
| Jefferson        | 0            | 0           | 0           | 0          | 0            | 0        | 0        | 0                 |
| Lafayette        | 0            | 0           | 0           | 0          | 0            | 0        | 0        | 0                 |
| Lake             | 0            | 0           | 0           | 0          | 0            | 0        | 0        | 0                 |
| Lee              | 0            | 0           | 0           | 0          | 0            | 0        | 0        | 0                 |
| Leon             | 0            | 0           | 0           | 0          | 0            | 0        | 0        | 0                 |
| Levy             | 0            | 0           | 0           | 0          | 0            | 0        | 0        | 0                 |
| Liberty          | 0            | 0           | 0           | 0          | 0            | 0        | 0        | 0                 |
| Madison          | 0            | 0           | 0           | 0          | 0            | 0        | 0        | 0                 |
| Manatee          | 0            | 0           | 0           | 0          | 0            | 0        | 0        | 0                 |
| Marion           | 0            | 0           | 0           | 0          | 0            | 0        | 0        | 0                 |
| Martin           | 0            | 0           | 0           | 0          | 0            | 0        | 0        | 0                 |
| Miami-Dade       | 28,272       | 0           | 0           | 0          | 0            | 0        | 28,272   | 0                 |
| Monroe           | 0            | 0           | 0           | 0          | 0            | 0        | 0        | 0                 |
| Nassau           | 0            | 0           | 0           | 0          | 0            | 0        | 0        | 0                 |
| Okaloosa         | 0            | 0           | 0           | 0          | 0            | 0        | 0        | 0                 |
| Okeechobee       | 0            | 0           | 0           | 0          | 0            | 0        | 0        | 0                 |
| Orange           | 0            | 0           | 0           | 0          | 0            | 0        | 0        | 0                 |
| Osceola          | 0            | 0           | 0           | 0          | 0            | 0        | 0        | 0                 |
| Other            | 0            | 0           | 0           | 0          | 0            | 0        | 0        | 0                 |
| Palm Beach       | 2,134        | 0           | 0           | 0          | 0            | 0        | 2,134    | 0                 |
| Pasco            | 0            | 0           | 0           | 0          | 0            | 0        | 0        | 0                 |
| Pinellas         | 0            | 0           | 0           | 0          | 0            | 0        | 0        | 0                 |
| Polk             | 0            | 0           | 0           | 0          | 0            | 0        | 0        | 0                 |
| Putnam           | 0            | 0           | 0           | 0          | 0            | 0        | 0        | 0                 |
| Santa Rosa       | 0            | 0           | 0           | 0          | 0            | 0        | 0        | 0                 |
| Sarasota         | 0            | 0           | 0           | 0          | 0            | 0        | 0        | 0                 |
| Seminole         | 0            | 0           | 0           | 0          | 0            | 0        | 0        | 0                 |
| St. Johns        | 0            | 0           | 0           | 0          | 0            | 0        | 0        | 0                 |
| St. Lucie        | 0            | 0           | 0           | 0          | 0            | 0        | 0        | 0                 |
| Sumter           | 0            | 0           | 0           | 0          | 0            | 0        | 0        | 0                 |
| Suwannee         | 0            | 0           | 0           | 0          | 0            | 0        | 0        | 0                 |
| Taylor           | 0            | 0           | 0           | 0          | 0            | 0        | 0        | 0                 |
| Union            | 0            | 0           | 0           | 0          | 0            | 0        | 0        | 0                 |
| Volusia          | 0            | 0           | 0           | 0          | 0            | 0        | 0        | 0                 |
| Wakulla          | 0            | 0           | 0           | 0          | 0            | 0        | 0        | 0                 |
| Walton           | 0            | 0           | 0           | 0          | 0            | 0        | 0        | 0                 |
| Washington       | 0            | 0           | 0           | 0          | 0            | 0        | 0        | 0                 |
| Total Enrollment | 50,075       | 0           | 0           | 0          | 0            | 0        | 50,075   | 0                 |

# Managed Care Enrollment by County by Market Segment by Company 2Q2005

CIGNA HEALTHCARE OF FLORIDA, INC.

NAIC Company Code

95136

|                  | COUNTY TOTAL | SMALL GROUP | LARGE GROUP | INDIVIDUAL | HEALTHY KIDS | MEDICAID | MEDICARE | FEDERAL EMPLOYEES |
|------------------|--------------|-------------|-------------|------------|--------------|----------|----------|-------------------|
| Alachua          | 26           | 0           | 26          | 0          | 0            | 0        | 0        | 0                 |
| Baker            | 5            | 0           | 5           | 0          | 0            | 0        | 0        | 0                 |
| Bay              | 3            | 0           | 3           | 0          | 0            | 0        | 0        | 0                 |
| Bradford         | 0            | 0           | 0           | 0          | 0            | 0        | 0        | 0                 |
| Brevard          | 1,208        | 1           | 1,207       | 0          | 0            | 0        | 0        | 0                 |
| Broward          | 10,159       | 102         | 10,057      | 0          | 0            | 0        | 0        | 0                 |
| Calhoun          | 0            | 0           | 0           | 0          | 0            | 0        | 0        | 0                 |
| Charlotte        | 11           | 0           | 11          | 0          | 0            | 0        | 0        | 0                 |
| Citrus           | 16           | 0           | 16          | 0          | 0            | 0        | 0        | 0                 |
| Clay             | 210          | 0           | 210         | 0          | 0            | 0        | 0        | 0                 |
| Collier          | 37           | 0           | 37          | 0          | 0            | 0        | 0        | 0                 |
| Columbia         | 7            | 0           | 7           | 0          | 0            | 0        | 0        | 0                 |
| De Soto          | 13           | 0           | 13          | 0          | 0            | 0        | 0        | 0                 |
| Dixie            | 1            | 0           | 1           | 0          | 0            | 0        | 0        | 0                 |
| Duval            | 1,178        | 4           | 1,174       | 0          | 0            | 0        | 0        | 0                 |
| Escambia         | 6            | 0           | 6           | 0          | 0            | 0        | 0        | 0                 |
| Flagler          | 21           | 0           | 21          | 0          | 0            | 0        | 0        | 0                 |
| Franklin         | 0            | 0           | 0           | 0          | 0            | 0        | 0        | 0                 |
| Gadsden          | 0            | 0           | 0           | 0          | 0            | 0        | 0        | 0                 |
| Gilchrist        | 0            | 0           | 0           | 0          | 0            | 0        | 0        | 0                 |
| Glades           | 1            | 0           | 1           | 0          | 0            | 0        | 0        | 0                 |
| Gulf             | 0            | 0           | 0           | 0          | 0            | 0        | 0        | 0                 |
| Hamilton         | 4            | 0           | 4           | 0          | 0            | 0        | 0        | 0                 |
| Hardee           | 3            | 0           | 3           | 0          | 0            | 0        | 0        | 0                 |
| Hendry           | 22           | 0           | 22          | 0          | 0            | 0        | 0        | 0                 |
| Hernando         | 296          | 0           | 296         | 0          | 0            | 0        | 0        | 0                 |
| Highlands        | 12           | 0           | 12          | 0          | 0            | 0        | 0        | 0                 |
| Hillsborough     | 9,457        | 46          | 9,411       | 0          | 0            | 0        | 0        | 0                 |
| Holmes           | 0            | 0           | 0           | 0          | 0            | 0        | 0        | 0                 |
| Indian River     | 38           | 1           | 37          | 0          | 0            | 0        | 0        | 0                 |
| Jackson          | 0            | 0           | 0           | 0          | 0            | 0        | 0        | 0                 |
| Jefferson        | 6            | 0           | 6           | 0          | 0            | 0        | 0        | 0                 |
| Lafayette        | 0            | 0           | 0           | 0          | 0            | 0        | 0        | 0                 |
| Lake             | 641          | 3           | 638         | 0          | 0            | 0        | 0        | 0                 |
| Lee              | 72           | 0           | 72          | 0          | 0            | 0        | 0        | 0                 |
| Leon             | 4            | 0           | 4           | 0          | 0            | 0        | 0        | 0                 |
| Levy             | 4            | 0           | 4           | 0          | 0            | 0        | 0        | 0                 |
| Liberty          | 0            | 0           | 0           | 0          | 0            | 0        | 0        | 0                 |
| Madison          | 0            | 0           | 0           | 0          | 0            | 0        | 0        | 0                 |
| Manatee          | 207          | 1           | 206         | 0          | 0            | 0        | 0        | 0                 |
| Marion           | 77           | 0           | 77          | 0          | 0            | 0        | 0        | 0                 |
| Martin           | 145          | 9           | 136         | 0          | 0            | 0        | 0        | 0                 |
| Miami-Dade       | 7,179        | 39          | 7,140       | 0          | 0            | 0        | 0        | 0                 |
| Monroe           | 13           | 0           | 13          | 0          | 0            | 0        | 0        | 0                 |
| Nassau           | 63           | 0           | 63          | 0          | 0            | 0        | 0        | 0                 |
| Okaloosa         | 0            | 0           | 0           | 0          | 0            | 0        | 0        | 0                 |
| Okeechobee       | 23           | 0           | 23          | 0          | 0            | 0        | 0        | 0                 |
| Orange           | 9,344        | 17          | 9,327       | 0          | 0            | 0        | 0        | 0                 |
| Osceola          | 5,578        | 1           | 5,577       | 0          | 0            | 0        | 0        | 0                 |
| Other            | 0            | 0           | 0           | 0          | 0            | 0        | 0        | 0                 |
| Palm Beach       | 7,618        | 174         | 7,444       | 0          | 0            | 0        | 0        | 0                 |
| Pasco            | 2,948        | 17          | 2,931       | 0          | 0            | 0        | 0        | 0                 |
| Pinellas         | 7,802        | 36          | 7,766       | 0          | 0            | 0        | 0        | 0                 |
| Polk             | 1,535        | 1           | 1,534       | 0          | 0            | 0        | 0        | 0                 |
| Putnam           | 5            | 0           | 5           | 0          | 0            | 0        | 0        | 0                 |
| Santa Rosa       | 3            | 0           | 3           | 0          | 0            | 0        | 0        | 0                 |
| Sarasota         | 97           | 0           | 97          | 0          | 0            | 0        | 0        | 0                 |
| Seminole         | 10,181       | 13          | 10,168      | 0          | 0            | 0        | 0        | 0                 |
| St. Johns        | 83           | 0           | 83          | 0          | 0            | 0        | 0        | 0                 |
| St. Lucie        | 126          | 2           | 124         | 0          | 0            | 0        | 0        | 0                 |
| Sumter           | 17           | 0           | 17          | 0          | 0            | 0        | 0        | 0                 |
| Suwannee         | 4            | 0           | 4           | 0          | 0            | 0        | 0        | 0                 |
| Taylor           | 0            | 0           | 0           | 0          | 0            | 0        | 0        | 0                 |
| Union            | 4            | 0           | 4           | 0          | 0            | 0        | 0        | 0                 |
| Volusia          | 1,336        | 1           | 1,335       | 0          | 0            | 0        | 0        | 0                 |
| Wakulla          | 0            | 0           | 0           | 0          | 0            | 0        | 0        | 0                 |
| Walton           | 0            | 0           | 0           | 0          | 0            | 0        | 0        | 0                 |
| Washington       | 2            | 0           | 2           | 0          | 0            | 0        | 0        | 0                 |
| Total Enrollment | 77,851       | 468         | 77,383      | 0          | 0            | 0        | 0        | 0                 |

# Managed Care Enrollment by County by Market Segment by Company 2Q2005

CITRUS HEALTH CARE, INC.

NAIC Company Code

11836

|                  | COUNTY TOTAL | SMALL GROUP | LARGE GROUP | INDIVIDUAL | HEALTHY KIDS | MEDICAID | MEDICARE | FEDERAL EMPLOYEES |
|------------------|--------------|-------------|-------------|------------|--------------|----------|----------|-------------------|
| Alachua          | 0            | 0           | 0           | 0          | 0            | 0        | 0        | 0                 |
| Baker            | 0            | 0           | 0           | 0          | 0            | 0        | 0        | 0                 |
| Bay              | 0            | 0           | 0           | 0          | 0            | 0        | 0        | 0                 |
| Bradford         | 0            | 0           | 0           | 0          | 0            | 0        | 0        | 0                 |
| Brevard          | 0            | 0           | 0           | 0          | 0            | 0        | 0        | 0                 |
| Broward          | 0            | 0           | 0           | 0          | 0            | 0        | 0        | 0                 |
| Calhoun          | 0            | 0           | 0           | 0          | 0            | 0        | 0        | 0                 |
| Charlotte        | 0            | 0           | 0           | 0          | 0            | 0        | 0        | 0                 |
| Citrus           | 0            | 0           | 0           | 0          | 0            | 0        | 0        | 0                 |
| Clay             | 0            | 0           | 0           | 0          | 0            | 0        | 0        | 0                 |
| Collier          | 5            | 0           | 0           | 0          | 0            | 5        | 0        | 0                 |
| Columbia         | 0            | 0           | 0           | 0          | 0            | 0        | 0        | 0                 |
| De Soto          | 0            | 0           | 0           | 0          | 0            | 0        | 0        | 0                 |
| Dixie            | 0            | 0           | 0           | 0          | 0            | 0        | 0        | 0                 |
| Duval            | 0            | 0           | 0           | 0          | 0            | 0        | 0        | 0                 |
| Escambia         | 0            | 0           | 0           | 0          | 0            | 0        | 0        | 0                 |
| Flagler          | 0            | 0           | 0           | 0          | 0            | 0        | 0        | 0                 |
| Franklin         | 0            | 0           | 0           | 0          | 0            | 0        | 0        | 0                 |
| Gadsden          | 0            | 0           | 0           | 0          | 0            | 0        | 0        | 0                 |
| Gilchrist        | 0            | 0           | 0           | 0          | 0            | 0        | 0        | 0                 |
| Glades           | 0            | 0           | 0           | 0          | 0            | 0        | 0        | 0                 |
| Gulf             | 0            | 0           | 0           | 0          | 0            | 0        | 0        | 0                 |
| Hamilton         | 0            | 0           | 0           | 0          | 0            | 0        | 0        | 0                 |
| Hardee           | 0            | 0           | 0           | 0          | 0            | 0        | 0        | 0                 |
| Hendry           | 0            | 0           | 0           | 0          | 0            | 0        | 0        | 0                 |
| Hernando         | 2            | 0           | 0           | 2          | 0            | 0        | 0        | 0                 |
| Highlands        | 0            | 0           | 0           | 0          | 0            | 0        | 0        | 0                 |
| Hillsborough     | 3,750        | 0           | 0           | 374        | 0            | 3,293    | 83       | 0                 |
| Holmes           | 0            | 0           | 0           | 0          | 0            | 0        | 0        | 0                 |
| Indian River     | 0            | 0           | 0           | 0          | 0            | 0        | 0        | 0                 |
| Jackson          | 0            | 0           | 0           | 0          | 0            | 0        | 0        | 0                 |
| Jefferson        | 0            | 0           | 0           | 0          | 0            | 0        | 0        | 0                 |
| Lafayette        | 0            | 0           | 0           | 0          | 0            | 0        | 0        | 0                 |
| Lake             | 7            | 0           | 0           | 7          | 0            | 0        | 0        | 0                 |
| Lee              | 0            | 0           | 0           | 0          | 0            | 0        | 0        | 0                 |
| Leon             | 0            | 0           | 0           | 0          | 0            | 0        | 0        | 0                 |
| Levy             | 0            | 0           | 0           | 0          | 0            | 0        | 0        | 0                 |
| Liberty          | 0            | 0           | 0           | 0          | 0            | 0        | 0        | 0                 |
| Madison          | 0            | 0           | 0           | 0          | 0            | 0        | 0        | 0                 |
| Manatee          | 0            | 0           | 0           | 0          | 0            | 0        | 0        | 0                 |
| Marion           | 0            | 0           | 0           | 0          | 0            | 0        | 0        | 0                 |
| Martin           | 0            | 0           | 0           | 0          | 0            | 0        | 0        | 0                 |
| Miami-Dade       | 0            | 0           | 0           | 0          | 0            | 0        | 0        | 0                 |
| Monroe           | 0            | 0           | 0           | 0          | 0            | 0        | 0        | 0                 |
| Nassau           | 0            | 0           | 0           | 0          | 0            | 0        | 0        | 0                 |
| Okaloosa         | 0            | 0           | 0           | 0          | 0            | 0        | 0        | 0                 |
| Okeechobee       | 0            | 0           | 0           | 0          | 0            | 0        | 0        | 0                 |
| Orange           | 49           | 0           | 0           | 49         | 0            | 0        | 0        | 0                 |
| Osceola          | 12           | 0           | 0           | 12         | 0            | 0        | 0        | 0                 |
| Other            | 16           | 0           | 0           | 0          | 0            | 16       | 0        | 0                 |
| Palm Beach       | 0            | 0           | 0           | 0          | 0            | 0        | 0        | 0                 |
| Pasco            | 1,349        | 0           | 0           | 181        | 0            | 1,151    | 17       | 0                 |
| Pinellas         | 3,167        | 0           | 0           | 478        | 0            | 2,636    | 53       | 0                 |
| Polk             | 2,429        | 0           | 0           | 29         | 0            | 2,113    | 287      | 0                 |
| Putnam           | 0            | 0           | 0           | 0          | 0            | 0        | 0        | 0                 |
| Santa Rosa       | 0            | 0           | 0           | 0          | 0            | 0        | 0        | 0                 |
| Sarasota         | 0            | 0           | 0           | 0          | 0            | 0        | 0        | 0                 |
| Seminole         | 14           | 0           | 0           | 14         | 0            | 0        | 0        | 0                 |
| St. Johns        | 0            | 0           | 0           | 0          | 0            | 0        | 0        | 0                 |
| St. Lucie        | 0            | 0           | 0           | 0          | 0            | 0        | 0        | 0                 |
| Sumter           | 0            | 0           | 0           | 0          | 0            | 0        | 0        | 0                 |
| Suwannee         | 0            | 0           | 0           | 0          | 0            | 0        | 0        | 0                 |
| Taylor           | 0            | 0           | 0           | 0          | 0            | 0        | 0        | 0                 |
| Union            | 0            | 0           | 0           | 0          | 0            | 0        | 0        | 0                 |
| Volusia          | 0            | 0           | 0           | 0          | 0            | 0        | 0        | 0                 |
| Wakulla          | 0            | 0           | 0           | 0          | 0            | 0        | 0        | 0                 |
| Walton           | 0            | 0           | 0           | 0          | 0            | 0        | 0        | 0                 |
| Washington       | 0            | 0           | 0           | 0          | 0            | 0        | 0        | 0                 |
| Total Enrollment | 10,800       | 0           | 0           | 1,146      | 0            | 9,214    | 440      | 0                 |

# Managed Care Enrollment by County by Market Segment by Company 2Q2005

**DOCTORCARE, INC.**

**NAIC Company Code**

**11960**

|                  | COUNTY TOTAL | SMALL GROUP | LARGE GROUP | INDIVIDUAL | HEALTHY KIDS | MEDICAID | MEDICARE | FEDERAL EMPLOYEES |
|------------------|--------------|-------------|-------------|------------|--------------|----------|----------|-------------------|
| Alachua          | 0            | 0           | 0           | 0          | 0            | 0        | 0        | 0                 |
| Baker            | 0            | 0           | 0           | 0          | 0            | 0        | 0        | 0                 |
| Bay              | 0            | 0           | 0           | 0          | 0            | 0        | 0        | 0                 |
| Bradford         | 0            | 0           | 0           | 0          | 0            | 0        | 0        | 0                 |
| Brevard          | 0            | 0           | 0           | 0          | 0            | 0        | 0        | 0                 |
| Broward          | 0            | 0           | 0           | 0          | 0            | 0        | 0        | 0                 |
| Calhoun          | 0            | 0           | 0           | 0          | 0            | 0        | 0        | 0                 |
| Charlotte        | 0            | 0           | 0           | 0          | 0            | 0        | 0        | 0                 |
| Citrus           | 0            | 0           | 0           | 0          | 0            | 0        | 0        | 0                 |
| Clay             | 0            | 0           | 0           | 0          | 0            | 0        | 0        | 0                 |
| Collier          | 0            | 0           | 0           | 0          | 0            | 0        | 0        | 0                 |
| Columbia         | 0            | 0           | 0           | 0          | 0            | 0        | 0        | 0                 |
| De Soto          | 0            | 0           | 0           | 0          | 0            | 0        | 0        | 0                 |
| Dixie            | 0            | 0           | 0           | 0          | 0            | 0        | 0        | 0                 |
| Duval            | 0            | 0           | 0           | 0          | 0            | 0        | 0        | 0                 |
| Escambia         | 0            | 0           | 0           | 0          | 0            | 0        | 0        | 0                 |
| Flagler          | 0            | 0           | 0           | 0          | 0            | 0        | 0        | 0                 |
| Franklin         | 0            | 0           | 0           | 0          | 0            | 0        | 0        | 0                 |
| Gadsden          | 0            | 0           | 0           | 0          | 0            | 0        | 0        | 0                 |
| Gilchrist        | 0            | 0           | 0           | 0          | 0            | 0        | 0        | 0                 |
| Glades           | 0            | 0           | 0           | 0          | 0            | 0        | 0        | 0                 |
| Gulf             | 0            | 0           | 0           | 0          | 0            | 0        | 0        | 0                 |
| Hamilton         | 0            | 0           | 0           | 0          | 0            | 0        | 0        | 0                 |
| Hardee           | 0            | 0           | 0           | 0          | 0            | 0        | 0        | 0                 |
| Hendry           | 0            | 0           | 0           | 0          | 0            | 0        | 0        | 0                 |
| Hernando         | 0            | 0           | 0           | 0          | 0            | 0        | 0        | 0                 |
| Highlands        | 0            | 0           | 0           | 0          | 0            | 0        | 0        | 0                 |
| Hillsborough     | 0            | 0           | 0           | 0          | 0            | 0        | 0        | 0                 |
| Holmes           | 0            | 0           | 0           | 0          | 0            | 0        | 0        | 0                 |
| Indian River     | 0            | 0           | 0           | 0          | 0            | 0        | 0        | 0                 |
| Jackson          | 0            | 0           | 0           | 0          | 0            | 0        | 0        | 0                 |
| Jefferson        | 0            | 0           | 0           | 0          | 0            | 0        | 0        | 0                 |
| Lafayette        | 0            | 0           | 0           | 0          | 0            | 0        | 0        | 0                 |
| Lake             | 0            | 0           | 0           | 0          | 0            | 0        | 0        | 0                 |
| Lee              | 0            | 0           | 0           | 0          | 0            | 0        | 0        | 0                 |
| Leon             | 0            | 0           | 0           | 0          | 0            | 0        | 0        | 0                 |
| Levy             | 0            | 0           | 0           | 0          | 0            | 0        | 0        | 0                 |
| Liberty          | 0            | 0           | 0           | 0          | 0            | 0        | 0        | 0                 |
| Madison          | 0            | 0           | 0           | 0          | 0            | 0        | 0        | 0                 |
| Manatee          | 0            | 0           | 0           | 0          | 0            | 0        | 0        | 0                 |
| Marion           | 0            | 0           | 0           | 0          | 0            | 0        | 0        | 0                 |
| Martin           | 0            | 0           | 0           | 0          | 0            | 0        | 0        | 0                 |
| Miami-Dade       | 2,190        | 0           | 0           | 0          | 0            | 0        | 2,190    | 0                 |
| Monroe           | 0            | 0           | 0           | 0          | 0            | 0        | 0        | 0                 |
| Nassau           | 0            | 0           | 0           | 0          | 0            | 0        | 0        | 0                 |
| Okaloosa         | 0            | 0           | 0           | 0          | 0            | 0        | 0        | 0                 |
| Okeechobee       | 0            | 0           | 0           | 0          | 0            | 0        | 0        | 0                 |
| Orange           | 0            | 0           | 0           | 0          | 0            | 0        | 0        | 0                 |
| Osceola          | 0            | 0           | 0           | 0          | 0            | 0        | 0        | 0                 |
| Other            | 0            | 0           | 0           | 0          | 0            | 0        | 0        | 0                 |
| Palm Beach       | 0            | 0           | 0           | 0          | 0            | 0        | 0        | 0                 |
| Pasco            | 0            | 0           | 0           | 0          | 0            | 0        | 0        | 0                 |
| Pinellas         | 0            | 0           | 0           | 0          | 0            | 0        | 0        | 0                 |
| Polk             | 0            | 0           | 0           | 0          | 0            | 0        | 0        | 0                 |
| Putnam           | 0            | 0           | 0           | 0          | 0            | 0        | 0        | 0                 |
| Santa Rosa       | 0            | 0           | 0           | 0          | 0            | 0        | 0        | 0                 |
| Sarasota         | 0            | 0           | 0           | 0          | 0            | 0        | 0        | 0                 |
| Seminole         | 0            | 0           | 0           | 0          | 0            | 0        | 0        | 0                 |
| St. Johns        | 0            | 0           | 0           | 0          | 0            | 0        | 0        | 0                 |
| St. Lucie        | 0            | 0           | 0           | 0          | 0            | 0        | 0        | 0                 |
| Sumter           | 0            | 0           | 0           | 0          | 0            | 0        | 0        | 0                 |
| Suwannee         | 0            | 0           | 0           | 0          | 0            | 0        | 0        | 0                 |
| Taylor           | 0            | 0           | 0           | 0          | 0            | 0        | 0        | 0                 |
| Union            | 0            | 0           | 0           | 0          | 0            | 0        | 0        | 0                 |
| Volusia          | 0            | 0           | 0           | 0          | 0            | 0        | 0        | 0                 |
| Wakulla          | 0            | 0           | 0           | 0          | 0            | 0        | 0        | 0                 |
| Walton           | 0            | 0           | 0           | 0          | 0            | 0        | 0        | 0                 |
| Washington       | 0            | 0           | 0           | 0          | 0            | 0        | 0        | 0                 |
| Total Enrollment | 2,190        | 0           | 0           | 0          | 0            | 0        | 2,190    | 0                 |

# Managed Care Enrollment by County by Market Segment by Company 2Q2005

FLORIDA HEALTH CARE PLAN, INC.

NAIC Company Code

95124

|                  | COUNTY TOTAL | SMALL GROUP | LARGE GROUP | INDIVIDUAL | HEALTHY KIDS | MEDICAID | MEDICARE | FEDERAL EMPLOYEES |
|------------------|--------------|-------------|-------------|------------|--------------|----------|----------|-------------------|
| Alachua          | 0            | 0           | 0           | 0          | 0            | 0        | 0        | 0                 |
| Baker            | 0            | 0           | 0           | 0          | 0            | 0        | 0        | 0                 |
| Bay              | 0            | 0           | 0           | 0          | 0            | 0        | 0        | 0                 |
| Bradford         | 0            | 0           | 0           | 0          | 0            | 0        | 0        | 0                 |
| Brevard          | 0            | 0           | 0           | 0          | 0            | 0        | 0        | 0                 |
| Broward          | 0            | 0           | 0           | 0          | 0            | 0        | 0        | 0                 |
| Calhoun          | 0            | 0           | 0           | 0          | 0            | 0        | 0        | 0                 |
| Charlotte        | 0            | 0           | 0           | 0          | 0            | 0        | 0        | 0                 |
| Citrus           | 0            | 0           | 0           | 0          | 0            | 0        | 0        | 0                 |
| Clay             | 0            | 0           | 0           | 0          | 0            | 0        | 0        | 0                 |
| Collier          | 0            | 0           | 0           | 0          | 0            | 0        | 0        | 0                 |
| Columbia         | 0            | 0           | 0           | 0          | 0            | 0        | 0        | 0                 |
| De Soto          | 0            | 0           | 0           | 0          | 0            | 0        | 0        | 0                 |
| Dixie            | 0            | 0           | 0           | 0          | 0            | 0        | 0        | 0                 |
| Duval            | 0            | 0           | 0           | 0          | 0            | 0        | 0        | 0                 |
| Escambia         | 0            | 0           | 0           | 0          | 0            | 0        | 0        | 0                 |
| Flagler          | 8,470        | 806         | 3,494       | 0          | 1,119        | 0        | 3,051    | 0                 |
| Franklin         | 0            | 0           | 0           | 0          | 0            | 0        | 0        | 0                 |
| Gadsden          | 0            | 0           | 0           | 0          | 0            | 0        | 0        | 0                 |
| Gilchrist        | 0            | 0           | 0           | 0          | 0            | 0        | 0        | 0                 |
| Glades           | 0            | 0           | 0           | 0          | 0            | 0        | 0        | 0                 |
| Gulf             | 0            | 0           | 0           | 0          | 0            | 0        | 0        | 0                 |
| Hamilton         | 0            | 0           | 0           | 0          | 0            | 0        | 0        | 0                 |
| Hardee           | 0            | 0           | 0           | 0          | 0            | 0        | 0        | 0                 |
| Hendry           | 0            | 0           | 0           | 0          | 0            | 0        | 0        | 0                 |
| Hernando         | 0            | 0           | 0           | 0          | 0            | 0        | 0        | 0                 |
| Highlands        | 0            | 0           | 0           | 0          | 0            | 0        | 0        | 0                 |
| Hillsborough     | 0            | 0           | 0           | 0          | 0            | 0        | 0        | 0                 |
| Holmes           | 0            | 0           | 0           | 0          | 0            | 0        | 0        | 0                 |
| Indian River     | 0            | 0           | 0           | 0          | 0            | 0        | 0        | 0                 |
| Jackson          | 0            | 0           | 0           | 0          | 0            | 0        | 0        | 0                 |
| Jefferson        | 0            | 0           | 0           | 0          | 0            | 0        | 0        | 0                 |
| Lafayette        | 0            | 0           | 0           | 0          | 0            | 0        | 0        | 0                 |
| Lake             | 0            | 0           | 0           | 0          | 0            | 0        | 0        | 0                 |
| Lee              | 0            | 0           | 0           | 0          | 0            | 0        | 0        | 0                 |
| Leon             | 0            | 0           | 0           | 0          | 0            | 0        | 0        | 0                 |
| Levy             | 0            | 0           | 0           | 0          | 0            | 0        | 0        | 0                 |
| Liberty          | 0            | 0           | 0           | 0          | 0            | 0        | 0        | 0                 |
| Madison          | 0            | 0           | 0           | 0          | 0            | 0        | 0        | 0                 |
| Manatee          | 0            | 0           | 0           | 0          | 0            | 0        | 0        | 0                 |
| Marion           | 0            | 0           | 0           | 0          | 0            | 0        | 0        | 0                 |
| Martin           | 0            | 0           | 0           | 0          | 0            | 0        | 0        | 0                 |
| Miami-Dade       | 0            | 0           | 0           | 0          | 0            | 0        | 0        | 0                 |
| Monroe           | 0            | 0           | 0           | 0          | 0            | 0        | 0        | 0                 |
| Nassau           | 0            | 0           | 0           | 0          | 0            | 0        | 0        | 0                 |
| Okaloosa         | 0            | 0           | 0           | 0          | 0            | 0        | 0        | 0                 |
| Okeechobee       | 0            | 0           | 0           | 0          | 0            | 0        | 0        | 0                 |
| Orange           | 0            | 0           | 0           | 0          | 0            | 0        | 0        | 0                 |
| Osceola          | 0            | 0           | 0           | 0          | 0            | 0        | 0        | 0                 |
| Other            | 0            | 0           | 0           | 0          | 0            | 0        | 0        | 0                 |
| Palm Beach       | 0            | 0           | 0           | 0          | 0            | 0        | 0        | 0                 |
| Pasco            | 0            | 0           | 0           | 0          | 0            | 0        | 0        | 0                 |
| Pinellas         | 0            | 0           | 0           | 0          | 0            | 0        | 0        | 0                 |
| Polk             | 0            | 0           | 0           | 0          | 0            | 0        | 0        | 0                 |
| Putnam           | 0            | 0           | 0           | 0          | 0            | 0        | 0        | 0                 |
| Santa Rosa       | 0            | 0           | 0           | 0          | 0            | 0        | 0        | 0                 |
| Sarasota         | 0            | 0           | 0           | 0          | 0            | 0        | 0        | 0                 |
| Seminole         | 333          | 28          | 218         | 0          | 13           | 0        | 74       | 0                 |
| St. Johns        | 0            | 0           | 0           | 0          | 0            | 0        | 0        | 0                 |
| St. Lucie        | 0            | 0           | 0           | 0          | 0            | 0        | 0        | 0                 |
| Sumter           | 0            | 0           | 0           | 0          | 0            | 0        | 0        | 0                 |
| Suwannee         | 0            | 0           | 0           | 0          | 0            | 0        | 0        | 0                 |
| Taylor           | 0            | 0           | 0           | 0          | 0            | 0        | 0        | 0                 |
| Union            | 0            | 0           | 0           | 0          | 0            | 0        | 0        | 0                 |
| Volusia          | 55,789       | 5,025       | 29,310      | 0          | 7,706        | 0        | 13,748   | 0                 |
| Wakulla          | 0            | 0           | 0           | 0          | 0            | 0        | 0        | 0                 |
| Walton           | 0            | 0           | 0           | 0          | 0            | 0        | 0        | 0                 |
| Washington       | 0            | 0           | 0           | 0          | 0            | 0        | 0        | 0                 |
| Total Enrollment | 64,592       | 5,859       | 33,022      | 0          | 8,838        | 0        | 16,873   | 0                 |

# Managed Care Enrollment by County by Market Segment by Company 2Q2005

FREEDOM HEALTH, INC.

NAIC Company Code

10119

|                  | COUNTY TOTAL | SMALL GROUP | LARGE GROUP | INDIVIDUAL | HEALTHY KIDS | MEDICAID | MEDICARE | FEDERAL EMPLOYEES |
|------------------|--------------|-------------|-------------|------------|--------------|----------|----------|-------------------|
| Alachua          | 0            | 0           | 0           | 0          | 0            | 0        | 0        | 0                 |
| Baker            | 0            | 0           | 0           | 0          | 0            | 0        | 0        | 0                 |
| Bay              | 0            | 0           | 0           | 0          | 0            | 0        | 0        | 0                 |
| Bradford         | 0            | 0           | 0           | 0          | 0            | 0        | 0        | 0                 |
| Brevard          | 0            | 0           | 0           | 0          | 0            | 0        | 0        | 0                 |
| Broward          | 0            | 0           | 0           | 0          | 0            | 0        | 0        | 0                 |
| Calhoun          | 0            | 0           | 0           | 0          | 0            | 0        | 0        | 0                 |
| Charlotte        | 0            | 0           | 0           | 0          | 0            | 0        | 0        | 0                 |
| Citrus           | 0            | 0           | 0           | 0          | 0            | 0        | 0        | 0                 |
| Clay             | 0            | 0           | 0           | 0          | 0            | 0        | 0        | 0                 |
| Collier          | 0            | 0           | 0           | 0          | 0            | 0        | 0        | 0                 |
| Columbia         | 0            | 0           | 0           | 0          | 0            | 0        | 0        | 0                 |
| De Soto          | 0            | 0           | 0           | 0          | 0            | 0        | 0        | 0                 |
| Dixie            | 0            | 0           | 0           | 0          | 0            | 0        | 0        | 0                 |
| Duval            | 0            | 0           | 0           | 0          | 0            | 0        | 0        | 0                 |
| Escambia         | 0            | 0           | 0           | 0          | 0            | 0        | 0        | 0                 |
| Flagler          | 0            | 0           | 0           | 0          | 0            | 0        | 0        | 0                 |
| Franklin         | 0            | 0           | 0           | 0          | 0            | 0        | 0        | 0                 |
| Gadsden          | 0            | 0           | 0           | 0          | 0            | 0        | 0        | 0                 |
| Gilchrist        | 0            | 0           | 0           | 0          | 0            | 0        | 0        | 0                 |
| Glades           | 0            | 0           | 0           | 0          | 0            | 0        | 0        | 0                 |
| Gulf             | 0            | 0           | 0           | 0          | 0            | 0        | 0        | 0                 |
| Hamilton         | 0            | 0           | 0           | 0          | 0            | 0        | 0        | 0                 |
| Hardee           | 0            | 0           | 0           | 0          | 0            | 0        | 0        | 0                 |
| Hendry           | 0            | 0           | 0           | 0          | 0            | 0        | 0        | 0                 |
| Hernando         | 0            | 0           | 0           | 0          | 0            | 0        | 0        | 0                 |
| Highlands        | 0            | 0           | 0           | 0          | 0            | 0        | 0        | 0                 |
| Hillsborough     | 0            | 0           | 0           | 0          | 0            | 0        | 0        | 0                 |
| Holmes           | 0            | 0           | 0           | 0          | 0            | 0        | 0        | 0                 |
| Indian River     | 0            | 0           | 0           | 0          | 0            | 0        | 0        | 0                 |
| Jackson          | 0            | 0           | 0           | 0          | 0            | 0        | 0        | 0                 |
| Jefferson        | 0            | 0           | 0           | 0          | 0            | 0        | 0        | 0                 |
| Lafayette        | 0            | 0           | 0           | 0          | 0            | 0        | 0        | 0                 |
| Lake             | 0            | 0           | 0           | 0          | 0            | 0        | 0        | 0                 |
| Lee              | 0            | 0           | 0           | 0          | 0            | 0        | 0        | 0                 |
| Leon             | 0            | 0           | 0           | 0          | 0            | 0        | 0        | 0                 |
| Levy             | 0            | 0           | 0           | 0          | 0            | 0        | 0        | 0                 |
| Liberty          | 0            | 0           | 0           | 0          | 0            | 0        | 0        | 0                 |
| Madison          | 0            | 0           | 0           | 0          | 0            | 0        | 0        | 0                 |
| Manatee          | 0            | 0           | 0           | 0          | 0            | 0        | 0        | 0                 |
| Marion           | 0            | 0           | 0           | 0          | 0            | 0        | 0        | 0                 |
| Martin           | 0            | 0           | 0           | 0          | 0            | 0        | 0        | 0                 |
| Miami-Dade       | 0            | 0           | 0           | 0          | 0            | 0        | 0        | 0                 |
| Monroe           | 0            | 0           | 0           | 0          | 0            | 0        | 0        | 0                 |
| Nassau           | 0            | 0           | 0           | 0          | 0            | 0        | 0        | 0                 |
| Okaloosa         | 0            | 0           | 0           | 0          | 0            | 0        | 0        | 0                 |
| Okeechobee       | 0            | 0           | 0           | 0          | 0            | 0        | 0        | 0                 |
| Orange           | 0            | 0           | 0           | 0          | 0            | 0        | 0        | 0                 |
| Osceola          | 0            | 0           | 0           | 0          | 0            | 0        | 0        | 0                 |
| Other            | 0            | 0           | 0           | 0          | 0            | 0        | 0        | 0                 |
| Palm Beach       | 0            | 0           | 0           | 0          | 0            | 0        | 0        | 0                 |
| Pasco            | 0            | 0           | 0           | 0          | 0            | 0        | 0        | 0                 |
| Pinellas         | 0            | 0           | 0           | 0          | 0            | 0        | 0        | 0                 |
| Polk             | 0            | 0           | 0           | 0          | 0            | 0        | 0        | 0                 |
| Putnam           | 0            | 0           | 0           | 0          | 0            | 0        | 0        | 0                 |
| Santa Rosa       | 0            | 0           | 0           | 0          | 0            | 0        | 0        | 0                 |
| Sarasota         | 0            | 0           | 0           | 0          | 0            | 0        | 0        | 0                 |
| Seminole         | 0            | 0           | 0           | 0          | 0            | 0        | 0        | 0                 |
| St. Johns        | 0            | 0           | 0           | 0          | 0            | 0        | 0        | 0                 |
| St. Lucie        | 0            | 0           | 0           | 0          | 0            | 0        | 0        | 0                 |
| Sumter           | 0            | 0           | 0           | 0          | 0            | 0        | 0        | 0                 |
| Suwannee         | 0            | 0           | 0           | 0          | 0            | 0        | 0        | 0                 |
| Taylor           | 0            | 0           | 0           | 0          | 0            | 0        | 0        | 0                 |
| Union            | 0            | 0           | 0           | 0          | 0            | 0        | 0        | 0                 |
| Volusia          | 0            | 0           | 0           | 0          | 0            | 0        | 0        | 0                 |
| Wakulla          | 0            | 0           | 0           | 0          | 0            | 0        | 0        | 0                 |
| Walton           | 0            | 0           | 0           | 0          | 0            | 0        | 0        | 0                 |
| Washington       | 0            | 0           | 0           | 0          | 0            | 0        | 0        | 0                 |
| Total Enrollment | 0            | 0           | 0           | 0          | 0            | 0        | 0        | 0                 |

# Managed Care Enrollment by County by Market Segment by Company 2Q2005

GREAT-WEST HEALTHCARE OF FLORIDA, INC.

NAIC Company Code

95805

|                  | COUNTY TOTAL | SMALL GROUP | LARGE GROUP | INDIVIDUAL | HEALTHY KIDS | MEDICAID | MEDICARE | FEDERAL EMPLOYEES |
|------------------|--------------|-------------|-------------|------------|--------------|----------|----------|-------------------|
| Alachua          | 0            | 0           | 0           | 0          | 0            | 0        | 0        | 0                 |
| Baker            | 0            | 0           | 0           | 0          | 0            | 0        | 0        | 0                 |
| Bay              | 0            | 0           | 0           | 0          | 0            | 0        | 0        | 0                 |
| Bradford         | 0            | 0           | 0           | 0          | 0            | 0        | 0        | 0                 |
| Brevard          | 0            | 0           | 0           | 0          | 0            | 0        | 0        | 0                 |
| Broward          | 463          | 0           | 463         | 0          | 0            | 0        | 0        | 0                 |
| Calhoun          | 0            | 0           | 0           | 0          | 0            | 0        | 0        | 0                 |
| Charlotte        | 3            | 0           | 3           | 0          | 0            | 0        | 0        | 0                 |
| Citrus           | 0            | 0           | 0           | 0          | 0            | 0        | 0        | 0                 |
| Clay             | 0            | 0           | 0           | 0          | 0            | 0        | 0        | 0                 |
| Collier          | 0            | 0           | 0           | 0          | 0            | 0        | 0        | 0                 |
| Columbia         | 0            | 0           | 0           | 0          | 0            | 0        | 0        | 0                 |
| De Soto          | 0            | 0           | 0           | 0          | 0            | 0        | 0        | 0                 |
| Dixie            | 0            | 0           | 0           | 0          | 0            | 0        | 0        | 0                 |
| Duval            | 0            | 0           | 0           | 0          | 0            | 0        | 0        | 0                 |
| Escambia         | 0            | 0           | 0           | 0          | 0            | 0        | 0        | 0                 |
| Flagler          | 0            | 0           | 0           | 0          | 0            | 0        | 0        | 0                 |
| Franklin         | 0            | 0           | 0           | 0          | 0            | 0        | 0        | 0                 |
| Gadsden          | 0            | 0           | 0           | 0          | 0            | 0        | 0        | 0                 |
| Gilchrist        | 0            | 0           | 0           | 0          | 0            | 0        | 0        | 0                 |
| Glades           | 0            | 0           | 0           | 0          | 0            | 0        | 0        | 0                 |
| Gulf             | 0            | 0           | 0           | 0          | 0            | 0        | 0        | 0                 |
| Hamilton         | 0            | 0           | 0           | 0          | 0            | 0        | 0        | 0                 |
| Hardee           | 0            | 0           | 0           | 0          | 0            | 0        | 0        | 0                 |
| Hendry           | 0            | 0           | 0           | 0          | 0            | 0        | 0        | 0                 |
| Hernando         | 7            | 0           | 7           | 0          | 0            | 0        | 0        | 0                 |
| Highlands        | 0            | 0           | 0           | 0          | 0            | 0        | 0        | 0                 |
| Hillsborough     | 57           | 0           | 57          | 0          | 0            | 0        | 0        | 0                 |
| Holmes           | 0            | 0           | 0           | 0          | 0            | 0        | 0        | 0                 |
| Indian River     | 0            | 0           | 0           | 0          | 0            | 0        | 0        | 0                 |
| Jackson          | 0            | 0           | 0           | 0          | 0            | 0        | 0        | 0                 |
| Jefferson        | 0            | 0           | 0           | 0          | 0            | 0        | 0        | 0                 |
| Lafayette        | 0            | 0           | 0           | 0          | 0            | 0        | 0        | 0                 |
| Lake             | 13           | 0           | 13          | 0          | 0            | 0        | 0        | 0                 |
| Lee              | 9            | 0           | 9           | 0          | 0            | 0        | 0        | 0                 |
| Leon             | 0            | 0           | 0           | 0          | 0            | 0        | 0        | 0                 |
| Levy             | 0            | 0           | 0           | 0          | 0            | 0        | 0        | 0                 |
| Liberty          | 0            | 0           | 0           | 0          | 0            | 0        | 0        | 0                 |
| Madison          | 0            | 0           | 0           | 0          | 0            | 0        | 0        | 0                 |
| Manatee          | 4            | 0           | 4           | 0          | 0            | 0        | 0        | 0                 |
| Marion           | 0            | 0           | 0           | 0          | 0            | 0        | 0        | 0                 |
| Martin           | 0            | 0           | 0           | 0          | 0            | 0        | 0        | 0                 |
| Miami-Dade       | 331          | 0           | 331         | 0          | 0            | 0        | 0        | 0                 |
| Monroe           | 0            | 0           | 0           | 0          | 0            | 0        | 0        | 0                 |
| Nassau           | 0            | 0           | 0           | 0          | 0            | 0        | 0        | 0                 |
| Okaloosa         | 0            | 0           | 0           | 0          | 0            | 0        | 0        | 0                 |
| Okeechobee       | 0            | 0           | 0           | 0          | 0            | 0        | 0        | 0                 |
| Orange           | 153          | 0           | 153         | 0          | 0            | 0        | 0        | 0                 |
| Osceola          | 11           | 0           | 11          | 0          | 0            | 0        | 0        | 0                 |
| Other            | 10           | 0           | 10          | 0          | 0            | 0        | 0        | 0                 |
| Palm Beach       | 57           | 0           | 57          | 0          | 0            | 0        | 0        | 0                 |
| Pasco            | 22           | 0           | 22          | 0          | 0            | 0        | 0        | 0                 |
| Pinellas         | 20           | 0           | 20          | 0          | 0            | 0        | 0        | 0                 |
| Polk             | 21           | 0           | 21          | 0          | 0            | 0        | 0        | 0                 |
| Putnam           | 0            | 0           | 0           | 0          | 0            | 0        | 0        | 0                 |
| Santa Rosa       | 3            | 0           | 3           | 0          | 0            | 0        | 0        | 0                 |
| Sarasota         | 0            | 0           | 0           | 0          | 0            | 0        | 0        | 0                 |
| Seminole         | 97           | 0           | 97          | 0          | 0            | 0        | 0        | 0                 |
| St. Johns        | 0            | 0           | 0           | 0          | 0            | 0        | 0        | 0                 |
| St. Lucie        | 0            | 0           | 0           | 0          | 0            | 0        | 0        | 0                 |
| Sumter           | 0            | 0           | 0           | 0          | 0            | 0        | 0        | 0                 |
| Suwannee         | 0            | 0           | 0           | 0          | 0            | 0        | 0        | 0                 |
| Taylor           | 0            | 0           | 0           | 0          | 0            | 0        | 0        | 0                 |
| Union            | 0            | 0           | 0           | 0          | 0            | 0        | 0        | 0                 |
| Volusia          | 12           | 0           | 12          | 0          | 0            | 0        | 0        | 0                 |
| Wakulla          | 0            | 0           | 0           | 0          | 0            | 0        | 0        | 0                 |
| Walton           | 0            | 0           | 0           | 0          | 0            | 0        | 0        | 0                 |
| Washington       | 0            | 0           | 0           | 0          | 0            | 0        | 0        | 0                 |
| Total Enrollment | 1,293        | 0           | 1,293       | 0          | 0            | 0        | 0        | 0                 |

# Managed Care Enrollment by County by Market Segment by Company 2Q2005

**HEALTH FIRST HEALTH PLANS, INC.**

**NAIC Company Code**

**95019**

|                         | COUNTY TOTAL  | SMALL GROUP   | LARGE GROUP   | INDIVIDUAL | HEALTHY KIDS | MEDICAID | MEDICARE      | FEDERAL EMPLOYEES |
|-------------------------|---------------|---------------|---------------|------------|--------------|----------|---------------|-------------------|
| Alachua                 | 0             | 0             | 0             | 0          | 0            | 0        | 0             | 0                 |
| Baker                   | 0             | 0             | 0             | 0          | 0            | 0        | 0             | 0                 |
| Bay                     | 0             | 0             | 0             | 0          | 0            | 0        | 0             | 0                 |
| Bradford                | 0             | 0             | 0             | 0          | 0            | 0        | 0             | 0                 |
| Brevard                 | 50,085        | 15,852        | 16,467        | 0          | 0            | 0        | 17,766        | 0                 |
| Broward                 | 0             | 0             | 0             | 0          | 0            | 0        | 0             | 0                 |
| Calhoun                 | 0             | 0             | 0             | 0          | 0            | 0        | 0             | 0                 |
| Charlotte               | 0             | 0             | 0             | 0          | 0            | 0        | 0             | 0                 |
| Citrus                  | 0             | 0             | 0             | 0          | 0            | 0        | 0             | 0                 |
| Clay                    | 0             | 0             | 0             | 0          | 0            | 0        | 0             | 0                 |
| Collier                 | 0             | 0             | 0             | 0          | 0            | 0        | 0             | 0                 |
| Columbia                | 0             | 0             | 0             | 0          | 0            | 0        | 0             | 0                 |
| De Soto                 | 0             | 0             | 0             | 0          | 0            | 0        | 0             | 0                 |
| Dixie                   | 0             | 0             | 0             | 0          | 0            | 0        | 0             | 0                 |
| Duval                   | 0             | 0             | 0             | 0          | 0            | 0        | 0             | 0                 |
| Escambia                | 0             | 0             | 0             | 0          | 0            | 0        | 0             | 0                 |
| Flagler                 | 0             | 0             | 0             | 0          | 0            | 0        | 0             | 0                 |
| Franklin                | 0             | 0             | 0             | 0          | 0            | 0        | 0             | 0                 |
| Gadsden                 | 0             | 0             | 0             | 0          | 0            | 0        | 0             | 0                 |
| Gilchrist               | 0             | 0             | 0             | 0          | 0            | 0        | 0             | 0                 |
| Glades                  | 0             | 0             | 0             | 0          | 0            | 0        | 0             | 0                 |
| Gulf                    | 0             | 0             | 0             | 0          | 0            | 0        | 0             | 0                 |
| Hamilton                | 0             | 0             | 0             | 0          | 0            | 0        | 0             | 0                 |
| Hardee                  | 0             | 0             | 0             | 0          | 0            | 0        | 0             | 0                 |
| Hendry                  | 0             | 0             | 0             | 0          | 0            | 0        | 0             | 0                 |
| Hernando                | 0             | 0             | 0             | 0          | 0            | 0        | 0             | 0                 |
| Highlands               | 0             | 0             | 0             | 0          | 0            | 0        | 0             | 0                 |
| Hillsborough            | 0             | 0             | 0             | 0          | 0            | 0        | 0             | 0                 |
| Holmes                  | 0             | 0             | 0             | 0          | 0            | 0        | 0             | 0                 |
| Indian River            | 812           | 69            | 84            | 0          | 0            | 0        | 659           | 0                 |
| Jackson                 | 0             | 0             | 0             | 0          | 0            | 0        | 0             | 0                 |
| Jefferson               | 0             | 0             | 0             | 0          | 0            | 0        | 0             | 0                 |
| Lafayette               | 0             | 0             | 0             | 0          | 0            | 0        | 0             | 0                 |
| Lake                    | 0             | 0             | 0             | 0          | 0            | 0        | 0             | 0                 |
| Lee                     | 0             | 0             | 0             | 0          | 0            | 0        | 0             | 0                 |
| Leon                    | 0             | 0             | 0             | 0          | 0            | 0        | 0             | 0                 |
| Levy                    | 0             | 0             | 0             | 0          | 0            | 0        | 0             | 0                 |
| Liberty                 | 0             | 0             | 0             | 0          | 0            | 0        | 0             | 0                 |
| Madison                 | 0             | 0             | 0             | 0          | 0            | 0        | 0             | 0                 |
| Manatee                 | 0             | 0             | 0             | 0          | 0            | 0        | 0             | 0                 |
| Marion                  | 0             | 0             | 0             | 0          | 0            | 0        | 0             | 0                 |
| Martin                  | 0             | 0             | 0             | 0          | 0            | 0        | 0             | 0                 |
| Miami-Dade              | 0             | 0             | 0             | 0          | 0            | 0        | 0             | 0                 |
| Monroe                  | 0             | 0             | 0             | 0          | 0            | 0        | 0             | 0                 |
| Nassau                  | 0             | 0             | 0             | 0          | 0            | 0        | 0             | 0                 |
| Okaloosa                | 0             | 0             | 0             | 0          | 0            | 0        | 0             | 0                 |
| Okeechobee              | 0             | 0             | 0             | 0          | 0            | 0        | 0             | 0                 |
| Orange                  | 0             | 0             | 0             | 0          | 0            | 0        | 0             | 0                 |
| Osceola                 | 0             | 0             | 0             | 0          | 0            | 0        | 0             | 0                 |
| Other                   | 0             | 0             | 0             | 0          | 0            | 0        | 0             | 0                 |
| Palm Beach              | 0             | 0             | 0             | 0          | 0            | 0        | 0             | 0                 |
| Pasco                   | 0             | 0             | 0             | 0          | 0            | 0        | 0             | 0                 |
| Pinellas                | 0             | 0             | 0             | 0          | 0            | 0        | 0             | 0                 |
| Polk                    | 0             | 0             | 0             | 0          | 0            | 0        | 0             | 0                 |
| Putnam                  | 0             | 0             | 0             | 0          | 0            | 0        | 0             | 0                 |
| Santa Rosa              | 0             | 0             | 0             | 0          | 0            | 0        | 0             | 0                 |
| Sarasota                | 0             | 0             | 0             | 0          | 0            | 0        | 0             | 0                 |
| Seminole                | 0             | 0             | 0             | 0          | 0            | 0        | 0             | 0                 |
| St. Johns               | 0             | 0             | 0             | 0          | 0            | 0        | 0             | 0                 |
| St. Lucie               | 0             | 0             | 0             | 0          | 0            | 0        | 0             | 0                 |
| Sumter                  | 0             | 0             | 0             | 0          | 0            | 0        | 0             | 0                 |
| Suwannee                | 0             | 0             | 0             | 0          | 0            | 0        | 0             | 0                 |
| Taylor                  | 0             | 0             | 0             | 0          | 0            | 0        | 0             | 0                 |
| Union                   | 0             | 0             | 0             | 0          | 0            | 0        | 0             | 0                 |
| Volusia                 | 0             | 0             | 0             | 0          | 0            | 0        | 0             | 0                 |
| Wakulla                 | 0             | 0             | 0             | 0          | 0            | 0        | 0             | 0                 |
| Walton                  | 0             | 0             | 0             | 0          | 0            | 0        | 0             | 0                 |
| Washington              | 0             | 0             | 0             | 0          | 0            | 0        | 0             | 0                 |
| <b>Total Enrollment</b> | <b>50,897</b> | <b>15,921</b> | <b>16,551</b> | <b>0</b>   | <b>0</b>     | <b>0</b> | <b>18,425</b> | <b>0</b>          |

# Managed Care Enrollment by County by Market Segment by Company 2Q2005

HEALTH OPTIONS, INC.

NAIC Company Code

95089

|                  | COUNTY TOTAL | SMALL GROUP | LARGE GROUP | INDIVIDUAL | HEALTHY KIDS | MEDICAID | MEDICARE | FEDERAL EMPLOYEES |
|------------------|--------------|-------------|-------------|------------|--------------|----------|----------|-------------------|
| Alachua          | 10,467       | 3,208       | 7,137       | 122        | 0            | 0        | 0        | 0                 |
| Baker            | 482          | 245         | 216         | 21         | 0            | 0        | 0        | 0                 |
| Bay              | 283          | 21          | 262         | 0          | 0            | 0        | 0        | 0                 |
| Bradford         | 195          | 181         | 4           | 10         | 0            | 0        | 0        | 0                 |
| Brevard          | 8,707        | 3,907       | 4,219       | 581        | 0            | 0        | 0        | 0                 |
| Broward          | 35,328       | 9,720       | 13,985      | 3,154      | 0            | 0        | 8,469    | 0                 |
| Calhoun          | 0            | 0           | 0           | 0          | 0            | 0        | 0        | 0                 |
| Charlotte        | 8,735        | 1,935       | 6,625       | 175        | 0            | 0        | 0        | 0                 |
| Citrus           | 397          | 247         | 97          | 53         | 0            | 0        | 0        | 0                 |
| Clay             | 3,794        | 1,977       | 1,711       | 106        | 0            | 0        | 0        | 0                 |
| Collier          | 1,348        | 78          | 1,265       | 5          | 0            | 0        | 0        | 0                 |
| Columbia         | 1,026        | 531         | 474         | 21         | 0            | 0        | 0        | 0                 |
| De Soto          | 807          | 79          | 724         | 4          | 0            | 0        | 0        | 0                 |
| Dixie            | 135          | 132         | 0           | 3          | 0            | 0        | 0        | 0                 |
| Duval            | 65,798       | 17,539      | 47,725      | 534        | 0            | 0        | 0        | 0                 |
| Escambia         | 22,211       | 4,178       | 17,889      | 144        | 0            | 0        | 0        | 0                 |
| Flagler          | 468          | 107         | 356         | 5          | 0            | 0        | 0        | 0                 |
| Franklin         | 1            | 0           | 0           | 1          | 0            | 0        | 0        | 0                 |
| Gadsden          | 12           | 0           | 12          | 0          | 0            | 0        | 0        | 0                 |
| Gilchrist        | 116          | 113         | 0           | 3          | 0            | 0        | 0        | 0                 |
| Glades           | 209          | 45          | 163         | 1          | 0            | 0        | 0        | 0                 |
| Gulf             | 0            | 0           | 0           | 0          | 0            | 0        | 0        | 0                 |
| Hamilton         | 0            | 0           | 0           | 0          | 0            | 0        | 0        | 0                 |
| Hardee           | 123          | 4           | 119         | 0          | 0            | 0        | 0        | 0                 |
| Hendry           | 624          | 353         | 258         | 13         | 0            | 0        | 0        | 0                 |
| Hernando         | 6,698        | 1,255       | 5,279       | 164        | 0            | 0        | 0        | 0                 |
| Highlands        | 7            | 2           | 0           | 5          | 0            | 0        | 0        | 0                 |
| Hillsborough     | 15,062       | 4,514       | 9,773       | 775        | 0            | 0        | 0        | 0                 |
| Holmes           | 0            | 0           | 0           | 0          | 0            | 0        | 0        | 0                 |
| Indian River     | 131          | 104         | 17          | 10         | 0            | 0        | 0        | 0                 |
| Jackson          | 3            | 2           | 0           | 1          | 0            | 0        | 0        | 0                 |
| Jefferson        | 0            | 0           | 0           | 0          | 0            | 0        | 0        | 0                 |
| Lafayette        | 9            | 9           | 0           | 0          | 0            | 0        | 0        | 0                 |
| Lake             | 5,294        | 3,186       | 1,831       | 277        | 0            | 0        | 0        | 0                 |
| Lee              | 23,340       | 10,181      | 12,506      | 653        | 0            | 0        | 0        | 0                 |
| Leon             | 913          | 121         | 792         | 0          | 0            | 0        | 0        | 0                 |
| Levy             | 843          | 395         | 426         | 22         | 0            | 0        | 0        | 0                 |
| Liberty          | 0            | 0           | 0           | 0          | 0            | 0        | 0        | 0                 |
| Madison          | 43           | 3           | 38          | 2          | 0            | 0        | 0        | 0                 |
| Manatee          | 36,109       | 812         | 35,120      | 177        | 0            | 0        | 0        | 0                 |
| Marion           | 3,500        | 1,346       | 2,047       | 107        | 0            | 0        | 0        | 0                 |
| Martin           | 9,632        | 4,676       | 4,681       | 275        | 0            | 0        | 0        | 0                 |
| Miami-Dade       | 56,285       | 10,073      | 35,301      | 5,481      | 1,551        | 0        | 3,879    | 0                 |
| Monroe           | 168          | 77          | 87          | 4          | 0            | 0        | 0        | 0                 |
| Nassau           | 3,466        | 495         | 2,916       | 55         | 0            | 0        | 0        | 0                 |
| Okaloosa         | 1,371        | 400         | 956         | 15         | 0            | 0        | 0        | 0                 |
| Okeechobee       | 1,683        | 487         | 1,167       | 29         | 0            | 0        | 0        | 0                 |
| Orange           | 13,748       | 4,973       | 7,857       | 918        | 0            | 0        | 0        | 0                 |
| Osceola          | 1,019        | 631         | 241         | 147        | 0            | 0        | 0        | 0                 |
| Other            | 0            | 0           | 0           | 0          | 0            | 0        | 0        | 0                 |
| Palm Beach       | 51,258       | 14,815      | 23,587      | 2,153      | 0            | 0        | 10,703   | 0                 |
| Pasco            | 17,124       | 1,944       | 14,847      | 333        | 0            | 0        | 0        | 0                 |
| Pinellas         | 17,443       | 5,496       | 11,065      | 882        | 0            | 0        | 0        | 0                 |
| Polk             | 372          | 71          | 227         | 74         | 0            | 0        | 0        | 0                 |
| Putnam           | 186          | 35          | 148         | 3          | 0            | 0        | 0        | 0                 |
| Santa Rosa       | 7,030        | 1,371       | 5,590       | 69         | 0            | 0        | 0        | 0                 |
| Sarasota         | 12,908       | 2,170       | 10,446      | 292        | 0            | 0        | 0        | 0                 |
| Seminole         | 3,030        | 2,030       | 553         | 447        | 0            | 0        | 0        | 0                 |
| St. Johns        | 2,216        | 885         | 1,250       | 81         | 0            | 0        | 0        | 0                 |
| St. Lucie        | 4,437        | 2,769       | 1,493       | 175        | 0            | 0        | 0        | 0                 |
| Sumter           | 396          | 164         | 208         | 24         | 0            | 0        | 0        | 0                 |
| Suwannee         | 491          | 121         | 366         | 4          | 0            | 0        | 0        | 0                 |
| Taylor           | 0            | 0           | 0           | 0          | 0            | 0        | 0        | 0                 |
| Union            | 1            | 0           | 0           | 1          | 0            | 0        | 0        | 0                 |
| Volusia          | 3,117        | 1,652       | 1,194       | 271        | 0            | 0        | 0        | 0                 |
| Wakulla          | 0            | 0           | 0           | 0          | 0            | 0        | 0        | 0                 |
| Walton           | 147          | 47          | 95          | 5          | 0            | 0        | 0        | 0                 |
| Washington       | 0            | 0           | 0           | 0          | 0            | 0        | 0        | 0                 |
| Total Enrollment | 460,746      | 121,912     | 295,345     | 18,887     | 1,551        | 0        | 23,051   | 0                 |

# Managed Care Enrollment by County by Market Segment by Company 2Q2005

HEALTHEASE OF FLORIDA, INC.

NAIC Company Code

52631

|                  | COUNTY TOTAL | SMALL GROUP | LARGE GROUP | INDIVIDUAL | HEALTHY KIDS | MEDICAID | MEDICARE | FEDERAL EMPLOYEES |
|------------------|--------------|-------------|-------------|------------|--------------|----------|----------|-------------------|
| Alachua          | 0            | 0           | 0           | 0          | 0            | 0        | 0        | 0                 |
| Baker            | 0            | 0           | 0           | 0          | 0            | 0        | 0        | 0                 |
| Bay              | 0            | 0           | 0           | 0          | 0            | 0        | 0        | 0                 |
| Bradford         | 0            | 0           | 0           | 0          | 0            | 0        | 0        | 0                 |
| Brevard          | 10,330       | 0           | 0           | 0          | 0            | 10,330   | 0        | 0                 |
| Broward          | 10,348       | 0           | 0           | 0          | 0            | 10,348   | 0        | 0                 |
| Calhoun          | 348          | 0           | 0           | 0          | 0            | 348      | 0        | 0                 |
| Charlotte        | 0            | 0           | 0           | 0          | 0            | 0        | 0        | 0                 |
| Citrus           | 5,502        | 0           | 0           | 0          | 1,218        | 4,284    | 0        | 0                 |
| Clay             | 0            | 0           | 0           | 0          | 0            | 0        | 0        | 0                 |
| Collier          | 0            | 0           | 0           | 0          | 0            | 0        | 0        | 0                 |
| Columbia         | 0            | 0           | 0           | 0          | 0            | 0        | 0        | 0                 |
| De Soto          | 0            | 0           | 0           | 0          | 0            | 0        | 0        | 0                 |
| Dixie            | 0            | 0           | 0           | 0          | 0            | 0        | 0        | 0                 |
| Duval            | 43,651       | 0           | 0           | 0          | 2,509        | 41,142   | 0        | 0                 |
| Escambia         | 18,241       | 0           | 0           | 0          | 2,363        | 15,878   | 0        | 0                 |
| Flagler          | 0            | 0           | 0           | 0          | 0            | 0        | 0        | 0                 |
| Franklin         | 0            | 0           | 0           | 0          | 0            | 0        | 0        | 0                 |
| Gadsden          | 2,548        | 0           | 0           | 0          | 0            | 2,548    | 0        | 0                 |
| Gilchrist        | 0            | 0           | 0           | 0          | 0            | 0        | 0        | 0                 |
| Glades           | 0            | 0           | 0           | 0          | 0            | 0        | 0        | 0                 |
| Gulf             | 0            | 0           | 0           | 0          | 0            | 0        | 0        | 0                 |
| Hamilton         | 0            | 0           | 0           | 0          | 0            | 0        | 0        | 0                 |
| Hardee           | 0            | 0           | 0           | 0          | 0            | 0        | 0        | 0                 |
| Hendry           | 0            | 0           | 0           | 0          | 0            | 0        | 0        | 0                 |
| Hernando         | 0            | 0           | 0           | 0          | 0            | 0        | 0        | 0                 |
| Highlands        | 3,278        | 0           | 0           | 0          | 1,115        | 2,163    | 0        | 0                 |
| Hillsborough     | 14,119       | 0           | 0           | 0          | 0            | 14,119   | 0        | 0                 |
| Holmes           | 0            | 0           | 0           | 0          | 0            | 0        | 0        | 0                 |
| Indian River     | 0            | 0           | 0           | 0          | 0            | 0        | 0        | 0                 |
| Jackson          | 0            | 0           | 0           | 0          | 0            | 0        | 0        | 0                 |
| Jefferson        | 687          | 0           | 0           | 0          | 96           | 591      | 0        | 0                 |
| Lafayette        | 0            | 0           | 0           | 0          | 0            | 0        | 0        | 0                 |
| Lake             | 7,912        | 0           | 0           | 0          | 2,508        | 5,404    | 0        | 0                 |
| Lee              | 0            | 0           | 0           | 0          | 0            | 0        | 0        | 0                 |
| Leon             | 5,281        | 0           | 0           | 0          | 0            | 5,281    | 0        | 0                 |
| Levy             | 0            | 0           | 0           | 0          | 0            | 0        | 0        | 0                 |
| Liberty          | 139          | 0           | 0           | 0          | 0            | 139      | 0        | 0                 |
| Madison          | 960          | 0           | 0           | 0          | 182          | 778      | 0        | 0                 |
| Manatee          | 4,548        | 0           | 0           | 0          | 0            | 4,548    | 0        | 0                 |
| Marion           | 10,266       | 0           | 0           | 0          | 0            | 10,266   | 0        | 0                 |
| Martin           | 4,100        | 0           | 0           | 0          | 1,288        | 2,812    | 0        | 0                 |
| Miami-Dade       | 18,102       | 0           | 0           | 0          | 0            | 18,102   | 0        | 0                 |
| Monroe           | 0            | 0           | 0           | 0          | 0            | 0        | 0        | 0                 |
| Nassau           | 0            | 0           | 0           | 0          | 0            | 0        | 0        | 0                 |
| Okaloosa         | 0            | 0           | 0           | 0          | 0            | 0        | 0        | 0                 |
| Okeechobee       | 0            | 0           | 0           | 0          | 0            | 0        | 0        | 0                 |
| Orange           | 15,080       | 0           | 0           | 0          | 0            | 15,080   | 0        | 0                 |
| Osceola          | 5,852        | 0           | 0           | 0          | 0            | 5,852    | 0        | 0                 |
| Other            | 0            | 0           | 0           | 0          | 0            | 0        | 0        | 0                 |
| Palm Beach       | 8,099        | 0           | 0           | 0          | 0            | 8,099    | 0        | 0                 |
| Pasco            | 4,459        | 0           | 0           | 0          | 0            | 4,459    | 0        | 0                 |
| Pinellas         | 5,416        | 0           | 0           | 0          | 0            | 5,416    | 0        | 0                 |
| Polk             | 7,407        | 0           | 0           | 0          | 0            | 7,407    | 0        | 0                 |
| Putnam           | 4,051        | 0           | 0           | 0          | 529          | 3,522    | 0        | 0                 |
| Santa Rosa       | 3,259        | 0           | 0           | 0          | 0            | 3,259    | 0        | 0                 |
| Sarasota         | 2,385        | 0           | 0           | 0          | 0            | 2,385    | 0        | 0                 |
| Seminole         | 3,109        | 0           | 0           | 0          | 0            | 3,109    | 0        | 0                 |
| St. Johns        | 0            | 0           | 0           | 0          | 0            | 0        | 0        | 0                 |
| St. Lucie        | 0            | 0           | 0           | 0          | 0            | 0        | 0        | 0                 |
| Sumter           | 0            | 0           | 0           | 0          | 0            | 0        | 0        | 0                 |
| Suwannee         | 0            | 0           | 0           | 0          | 0            | 0        | 0        | 0                 |
| Taylor           | 0            | 0           | 0           | 0          | 0            | 0        | 0        | 0                 |
| Union            | 0            | 0           | 0           | 0          | 0            | 0        | 0        | 0                 |
| Volusia          | 10,234       | 0           | 0           | 0          | 0            | 10,234   | 0        | 0                 |
| Wakulla          | 775          | 0           | 0           | 0          | 238          | 537      | 0        | 0                 |
| Walton           | 0            | 0           | 0           | 0          | 0            | 0        | 0        | 0                 |
| Washington       | 0            | 0           | 0           | 0          | 0            | 0        | 0        | 0                 |
| Total Enrollment | 230,486      | 0           | 0           | 0          | 12,046       | 218,440  | 0        | 0                 |

# Managed Care Enrollment by County by Market Segment by Company 2Q2005

HEALTHSUN HEALTH PLANS, INC.

NAIC Company Code

10122

|                  | COUNTY TOTAL | SMALL GROUP | LARGE GROUP | INDIVIDUAL | HEALTHY KIDS | MEDICAID | MEDICARE | FEDERAL EMPLOYEES |
|------------------|--------------|-------------|-------------|------------|--------------|----------|----------|-------------------|
| Alachua          | 0            | 0           | 0           | 0          | 0            | 0        | 0        | 0                 |
| Baker            | 0            | 0           | 0           | 0          | 0            | 0        | 0        | 0                 |
| Bay              | 0            | 0           | 0           | 0          | 0            | 0        | 0        | 0                 |
| Bradford         | 0            | 0           | 0           | 0          | 0            | 0        | 0        | 0                 |
| Brevard          | 0            | 0           | 0           | 0          | 0            | 0        | 0        | 0                 |
| Broward          | 0            | 0           | 0           | 0          | 0            | 0        | 0        | 0                 |
| Calhoun          | 0            | 0           | 0           | 0          | 0            | 0        | 0        | 0                 |
| Charlotte        | 0            | 0           | 0           | 0          | 0            | 0        | 0        | 0                 |
| Citrus           | 0            | 0           | 0           | 0          | 0            | 0        | 0        | 0                 |
| Clay             | 0            | 0           | 0           | 0          | 0            | 0        | 0        | 0                 |
| Collier          | 0            | 0           | 0           | 0          | 0            | 0        | 0        | 0                 |
| Columbia         | 0            | 0           | 0           | 0          | 0            | 0        | 0        | 0                 |
| De Soto          | 0            | 0           | 0           | 0          | 0            | 0        | 0        | 0                 |
| Dixie            | 0            | 0           | 0           | 0          | 0            | 0        | 0        | 0                 |
| Duval            | 0            | 0           | 0           | 0          | 0            | 0        | 0        | 0                 |
| Escambia         | 0            | 0           | 0           | 0          | 0            | 0        | 0        | 0                 |
| Flagler          | 0            | 0           | 0           | 0          | 0            | 0        | 0        | 0                 |
| Franklin         | 0            | 0           | 0           | 0          | 0            | 0        | 0        | 0                 |
| Gadsden          | 0            | 0           | 0           | 0          | 0            | 0        | 0        | 0                 |
| Gilchrist        | 0            | 0           | 0           | 0          | 0            | 0        | 0        | 0                 |
| Glades           | 0            | 0           | 0           | 0          | 0            | 0        | 0        | 0                 |
| Gulf             | 0            | 0           | 0           | 0          | 0            | 0        | 0        | 0                 |
| Hamilton         | 0            | 0           | 0           | 0          | 0            | 0        | 0        | 0                 |
| Hardee           | 0            | 0           | 0           | 0          | 0            | 0        | 0        | 0                 |
| Hendry           | 0            | 0           | 0           | 0          | 0            | 0        | 0        | 0                 |
| Hernando         | 0            | 0           | 0           | 0          | 0            | 0        | 0        | 0                 |
| Highlands        | 0            | 0           | 0           | 0          | 0            | 0        | 0        | 0                 |
| Hillsborough     | 0            | 0           | 0           | 0          | 0            | 0        | 0        | 0                 |
| Holmes           | 0            | 0           | 0           | 0          | 0            | 0        | 0        | 0                 |
| Indian River     | 0            | 0           | 0           | 0          | 0            | 0        | 0        | 0                 |
| Jackson          | 0            | 0           | 0           | 0          | 0            | 0        | 0        | 0                 |
| Jefferson        | 0            | 0           | 0           | 0          | 0            | 0        | 0        | 0                 |
| Lafayette        | 0            | 0           | 0           | 0          | 0            | 0        | 0        | 0                 |
| Lake             | 0            | 0           | 0           | 0          | 0            | 0        | 0        | 0                 |
| Lee              | 0            | 0           | 0           | 0          | 0            | 0        | 0        | 0                 |
| Leon             | 0            | 0           | 0           | 0          | 0            | 0        | 0        | 0                 |
| Levy             | 0            | 0           | 0           | 0          | 0            | 0        | 0        | 0                 |
| Liberty          | 0            | 0           | 0           | 0          | 0            | 0        | 0        | 0                 |
| Madison          | 0            | 0           | 0           | 0          | 0            | 0        | 0        | 0                 |
| Manatee          | 0            | 0           | 0           | 0          | 0            | 0        | 0        | 0                 |
| Marion           | 0            | 0           | 0           | 0          | 0            | 0        | 0        | 0                 |
| Martin           | 0            | 0           | 0           | 0          | 0            | 0        | 0        | 0                 |
| Miami-Dade       | 0            | 0           | 0           | 0          | 0            | 0        | 0        | 0                 |
| Monroe           | 0            | 0           | 0           | 0          | 0            | 0        | 0        | 0                 |
| Nassau           | 0            | 0           | 0           | 0          | 0            | 0        | 0        | 0                 |
| Okaloosa         | 0            | 0           | 0           | 0          | 0            | 0        | 0        | 0                 |
| Okeechobee       | 0            | 0           | 0           | 0          | 0            | 0        | 0        | 0                 |
| Orange           | 0            | 0           | 0           | 0          | 0            | 0        | 0        | 0                 |
| Osceola          | 0            | 0           | 0           | 0          | 0            | 0        | 0        | 0                 |
| Other            | 0            | 0           | 0           | 0          | 0            | 0        | 0        | 0                 |
| Palm Beach       | 0            | 0           | 0           | 0          | 0            | 0        | 0        | 0                 |
| Pasco            | 0            | 0           | 0           | 0          | 0            | 0        | 0        | 0                 |
| Pinellas         | 0            | 0           | 0           | 0          | 0            | 0        | 0        | 0                 |
| Polk             | 0            | 0           | 0           | 0          | 0            | 0        | 0        | 0                 |
| Putnam           | 0            | 0           | 0           | 0          | 0            | 0        | 0        | 0                 |
| Santa Rosa       | 0            | 0           | 0           | 0          | 0            | 0        | 0        | 0                 |
| Sarasota         | 0            | 0           | 0           | 0          | 0            | 0        | 0        | 0                 |
| Seminole         | 0            | 0           | 0           | 0          | 0            | 0        | 0        | 0                 |
| St. Johns        | 0            | 0           | 0           | 0          | 0            | 0        | 0        | 0                 |
| St. Lucie        | 0            | 0           | 0           | 0          | 0            | 0        | 0        | 0                 |
| Sumter           | 0            | 0           | 0           | 0          | 0            | 0        | 0        | 0                 |
| Suwannee         | 0            | 0           | 0           | 0          | 0            | 0        | 0        | 0                 |
| Taylor           | 0            | 0           | 0           | 0          | 0            | 0        | 0        | 0                 |
| Union            | 0            | 0           | 0           | 0          | 0            | 0        | 0        | 0                 |
| Volusia          | 0            | 0           | 0           | 0          | 0            | 0        | 0        | 0                 |
| Wakulla          | 0            | 0           | 0           | 0          | 0            | 0        | 0        | 0                 |
| Walton           | 0            | 0           | 0           | 0          | 0            | 0        | 0        | 0                 |
| Washington       | 0            | 0           | 0           | 0          | 0            | 0        | 0        | 0                 |
| Total Enrollment | 0            | 0           | 0           | 0          | 0            | 0        | 0        | 0                 |

# Managed Care Enrollment by County by Market Segment by Company 2Q2005

HEALTHY PALM BEACHES, INC.

NAIC Company Code

95827

|                  | COUNTY TOTAL | SMALL GROUP | LARGE GROUP | INDIVIDUAL | HEALTHY KIDS | MEDICAID | MEDICARE | FEDERAL EMPLOYEES |
|------------------|--------------|-------------|-------------|------------|--------------|----------|----------|-------------------|
| Alachua          | 0            | 0           | 0           | 0          | 0            | 0        | 0        | 0                 |
| Baker            | 0            | 0           | 0           | 0          | 0            | 0        | 0        | 0                 |
| Bay              | 0            | 0           | 0           | 0          | 0            | 0        | 0        | 0                 |
| Bradford         | 0            | 0           | 0           | 0          | 0            | 0        | 0        | 0                 |
| Brevard          | 0            | 0           | 0           | 0          | 0            | 0        | 0        | 0                 |
| Broward          | 0            | 0           | 0           | 0          | 0            | 0        | 0        | 0                 |
| Calhoun          | 0            | 0           | 0           | 0          | 0            | 0        | 0        | 0                 |
| Charlotte        | 0            | 0           | 0           | 0          | 0            | 0        | 0        | 0                 |
| Citrus           | 0            | 0           | 0           | 0          | 0            | 0        | 0        | 0                 |
| Clay             | 0            | 0           | 0           | 0          | 0            | 0        | 0        | 0                 |
| Collier          | 0            | 0           | 0           | 0          | 0            | 0        | 0        | 0                 |
| Columbia         | 0            | 0           | 0           | 0          | 0            | 0        | 0        | 0                 |
| De Soto          | 0            | 0           | 0           | 0          | 0            | 0        | 0        | 0                 |
| Dixie            | 0            | 0           | 0           | 0          | 0            | 0        | 0        | 0                 |
| Duval            | 0            | 0           | 0           | 0          | 0            | 0        | 0        | 0                 |
| Escambia         | 0            | 0           | 0           | 0          | 0            | 0        | 0        | 0                 |
| Flagler          | 0            | 0           | 0           | 0          | 0            | 0        | 0        | 0                 |
| Franklin         | 0            | 0           | 0           | 0          | 0            | 0        | 0        | 0                 |
| Gadsden          | 0            | 0           | 0           | 0          | 0            | 0        | 0        | 0                 |
| Gilchrist        | 0            | 0           | 0           | 0          | 0            | 0        | 0        | 0                 |
| Glades           | 0            | 0           | 0           | 0          | 0            | 0        | 0        | 0                 |
| Gulf             | 0            | 0           | 0           | 0          | 0            | 0        | 0        | 0                 |
| Hamilton         | 0            | 0           | 0           | 0          | 0            | 0        | 0        | 0                 |
| Hardee           | 0            | 0           | 0           | 0          | 0            | 0        | 0        | 0                 |
| Hendry           | 0            | 0           | 0           | 0          | 0            | 0        | 0        | 0                 |
| Hernando         | 0            | 0           | 0           | 0          | 0            | 0        | 0        | 0                 |
| Highlands        | 0            | 0           | 0           | 0          | 0            | 0        | 0        | 0                 |
| Hillsborough     | 0            | 0           | 0           | 0          | 0            | 0        | 0        | 0                 |
| Holmes           | 0            | 0           | 0           | 0          | 0            | 0        | 0        | 0                 |
| Indian River     | 0            | 0           | 0           | 0          | 0            | 0        | 0        | 0                 |
| Jackson          | 0            | 0           | 0           | 0          | 0            | 0        | 0        | 0                 |
| Jefferson        | 0            | 0           | 0           | 0          | 0            | 0        | 0        | 0                 |
| Lafayette        | 0            | 0           | 0           | 0          | 0            | 0        | 0        | 0                 |
| Lake             | 0            | 0           | 0           | 0          | 0            | 0        | 0        | 0                 |
| Lee              | 0            | 0           | 0           | 0          | 0            | 0        | 0        | 0                 |
| Leon             | 0            | 0           | 0           | 0          | 0            | 0        | 0        | 0                 |
| Levy             | 0            | 0           | 0           | 0          | 0            | 0        | 0        | 0                 |
| Liberty          | 0            | 0           | 0           | 0          | 0            | 0        | 0        | 0                 |
| Madison          | 0            | 0           | 0           | 0          | 0            | 0        | 0        | 0                 |
| Manatee          | 0            | 0           | 0           | 0          | 0            | 0        | 0        | 0                 |
| Marion           | 0            | 0           | 0           | 0          | 0            | 0        | 0        | 0                 |
| Martin           | 0            | 0           | 0           | 0          | 0            | 0        | 0        | 0                 |
| Miami-Dade       | 0            | 0           | 0           | 0          | 0            | 0        | 0        | 0                 |
| Monroe           | 0            | 0           | 0           | 0          | 0            | 0        | 0        | 0                 |
| Nassau           | 0            | 0           | 0           | 0          | 0            | 0        | 0        | 0                 |
| Okaloosa         | 0            | 0           | 0           | 0          | 0            | 0        | 0        | 0                 |
| Okeechobee       | 0            | 0           | 0           | 0          | 0            | 0        | 0        | 0                 |
| Orange           | 0            | 0           | 0           | 0          | 0            | 0        | 0        | 0                 |
| Osceola          | 0            | 0           | 0           | 0          | 0            | 0        | 0        | 0                 |
| Other            | 0            | 0           | 0           | 0          | 0            | 0        | 0        | 0                 |
| Palm Beach       | 5,246        | 0           | 0           | 0          | 0            | 5,246    | 0        | 0                 |
| Pasco            | 0            | 0           | 0           | 0          | 0            | 0        | 0        | 0                 |
| Pinellas         | 0            | 0           | 0           | 0          | 0            | 0        | 0        | 0                 |
| Polk             | 0            | 0           | 0           | 0          | 0            | 0        | 0        | 0                 |
| Putnam           | 0            | 0           | 0           | 0          | 0            | 0        | 0        | 0                 |
| Santa Rosa       | 0            | 0           | 0           | 0          | 0            | 0        | 0        | 0                 |
| Sarasota         | 0            | 0           | 0           | 0          | 0            | 0        | 0        | 0                 |
| Seminole         | 0            | 0           | 0           | 0          | 0            | 0        | 0        | 0                 |
| St. Johns        | 0            | 0           | 0           | 0          | 0            | 0        | 0        | 0                 |
| St. Lucie        | 0            | 0           | 0           | 0          | 0            | 0        | 0        | 0                 |
| Sumter           | 0            | 0           | 0           | 0          | 0            | 0        | 0        | 0                 |
| Suwannee         | 0            | 0           | 0           | 0          | 0            | 0        | 0        | 0                 |
| Taylor           | 0            | 0           | 0           | 0          | 0            | 0        | 0        | 0                 |
| Union            | 0            | 0           | 0           | 0          | 0            | 0        | 0        | 0                 |
| Volusia          | 0            | 0           | 0           | 0          | 0            | 0        | 0        | 0                 |
| Wakulla          | 0            | 0           | 0           | 0          | 0            | 0        | 0        | 0                 |
| Walton           | 0            | 0           | 0           | 0          | 0            | 0        | 0        | 0                 |
| Washington       | 0            | 0           | 0           | 0          | 0            | 0        | 0        | 0                 |
| Total Enrollment | 5,246        | 0           | 0           | 0          | 0            | 5,246    | 0        | 0                 |

# Managed Care Enrollment by County by Market Segment by Company 2Q2005

HUMANA MEDICAL PLAN, INC.

NAIC Company Code

95270

|                  | COUNTY TOTAL | SMALL GROUP | LARGE GROUP | INDIVIDUAL | HEALTHY KIDS | MEDICAID | MEDICARE | FEDERAL EMPLOYEES |
|------------------|--------------|-------------|-------------|------------|--------------|----------|----------|-------------------|
| Alachua          | 390          | 31          | 355         | 0          | 0            | 0        | 4        | 0                 |
| Baker            | 1,704        | 115         | 1,329       | 0          | 0            | 0        | 260      | 0                 |
| Bay              | 1,020        | 81          | 936         | 0          | 0            | 0        | 3        | 0                 |
| Bradford         | 10           | 0           | 5           | 0          | 0            | 0        | 5        | 0                 |
| Brevard          | 132          | 5           | 57          | 0          | 0            | 0        | 70       | 0                 |
| Broward          | 110,541      | 3,240       | 32,812      | 0          | 0            | 15,939   | 53,936   | 4,614             |
| Calhoun          | 135          | 11          | 124         | 0          | 0            | 0        | 0        | 0                 |
| Charlotte        | 14           | 0           | 0           | 0          | 0            | 0        | 14       | 0                 |
| Citrus           | 54           | 2           | 20          | 0          | 0            | 0        | 32       | 0                 |
| Clay             | 2,056        | 161         | 1,864       | 0          | 0            | 0        | 31       | 0                 |
| Collier          | 43           | 1           | 13          | 0          | 0            | 0        | 29       | 0                 |
| Columbia         | 19           | 1           | 11          | 0          | 0            | 0        | 7        | 0                 |
| De Soto          | 43           | 3           | 34          | 0          | 0            | 0        | 6        | 0                 |
| Dixie            | 6            | 0           | 4           | 0          | 0            | 0        | 2        | 0                 |
| Duval            | 17,795       | 859         | 9,928       | 0          | 0            | 0        | 7,008    | 0                 |
| Escambia         | 21           | 1           | 16          | 0          | 0            | 0        | 4        | 0                 |
| Flagler          | 2,411        | 58          | 664         | 0          | 0            | 0        | 1,689    | 0                 |
| Franklin         | 3            | 0           | 3           | 0          | 0            | 0        | 0        | 0                 |
| Gadsden          | 4            | 0           | 0           | 0          | 0            | 0        | 4        | 0                 |
| Gilchrist        | 1            | 0           | 0           | 0          | 0            | 0        | 1        | 0                 |
| Glades           | 2            | 0           | 0           | 0          | 0            | 0        | 2        | 0                 |
| Gulf             | 4            | 0           | 3           | 0          | 0            | 0        | 1        | 0                 |
| Hamilton         | 1            | 0           | 0           | 0          | 0            | 0        | 1        | 0                 |
| Hardee           | 1            | 0           | 0           | 0          | 0            | 0        | 1        | 0                 |
| Hendry           | 20           | 0           | 4           | 0          | 0            | 0        | 16       | 0                 |
| Hernando         | 1,774        | 73          | 847         | 0          | 0            | 0        | 854      | 0                 |
| Highlands        | 34           | 0           | 5           | 0          | 0            | 0        | 29       | 0                 |
| Hillsborough     | 61,501       | 3,048       | 35,217      | 0          | 0            | 0        | 23,236   | 0                 |
| Holmes           | 408          | 32          | 375         | 0          | 0            | 0        | 1        | 0                 |
| Indian River     | 2,419        | 192         | 2,217       | 0          | 0            | 0        | 8        | 2                 |
| Jackson          | 1            | 0           | 0           | 0          | 0            | 0        | 1        | 0                 |
| Jefferson        | 2            | 0           | 0           | 0          | 0            | 0        | 2        | 0                 |
| Lafayette        | 5            | 0           | 5           | 0          | 0            | 0        | 0        | 0                 |
| Lake             | 157          | 7           | 80          | 0          | 0            | 0        | 70       | 0                 |
| Lee              | 9,496        | 753         | 8,702       | 0          | 0            | 0        | 38       | 3                 |
| Leon             | 80           | 6           | 66          | 0          | 0            | 0        | 8        | 0                 |
| Levy             | 16           | 0           | 1           | 0          | 0            | 0        | 15       | 0                 |
| Liberty          | 1            | 0           | 0           | 0          | 0            | 0        | 1        | 0                 |
| Madison          | 2            | 0           | 0           | 0          | 0            | 0        | 2        | 0                 |
| Manatee          | 447          | 9           | 98          | 0          | 0            | 0        | 340      | 0                 |
| Marion           | 81           | 2           | 21          | 0          | 0            | 0        | 58       | 0                 |
| Martin           | 77           | 4           | 52          | 0          | 0            | 0        | 21       | 0                 |
| Miami-Dade       | 96,532       | 2,589       | 26,037      | 111        | 0            | 29,260   | 34,840   | 3,695             |
| Monroe           | 43           | 0           | 6           | 0          | 0            | 0        | 37       | 0                 |
| Nassau           | 1,115        | 2           | 22          | 0          | 0            | 0        | 1,091    | 0                 |
| Okaloosa         | 3            | 0           | 0           | 0          | 0            | 0        | 3        | 0                 |
| Okeechobee       | 16           | 0           | 0           | 0          | 0            | 0        | 16       | 0                 |
| Orange           | 8,997        | 101         | 1,167       | 0          | 0            | 0        | 7,729    | 0                 |
| Osceola          | 2,452        | 53          | 614         | 0          | 0            | 0        | 1,785    | 0                 |
| Other            | 0            | 0           | 0           | 0          | 0            | 0        | 0        | 0                 |
| Palm Beach       | 61,676       | 545         | 4,961       | 0          | 0            | 10,044   | 44,794   | 1,332             |
| Pasco            | 14,538       | 7           | 80          | 0          | 0            | 0        | 14,451   | 0                 |
| Pinellas         | 31,308       | 564         | 6,485       | 0          | 0            | 0        | 24,228   | 31                |
| Polk             | 264          | 14          | 163         | 0          | 0            | 0        | 87       | 0                 |
| Putnam           | 23           | 1           | 6           | 0          | 0            | 0        | 16       | 0                 |
| Santa Rosa       | 37           | 3           | 32          | 0          | 0            | 0        | 2        | 0                 |
| Sarasota         | 47           | 0           | 0           | 0          | 0            | 0        | 47       | 0                 |
| Seminole         | 3,403        | 84          | 969         | 0          | 0            | 0        | 2,350    | 0                 |
| St. Johns        | 636          | 6           | 69          | 0          | 0            | 0        | 561      | 0                 |
| St. Lucie        | 3,539        | 278         | 2,711       | 504        | 0            | 0        | 46       | 0                 |
| Sumter           | 61           | 3           | 32          | 0          | 0            | 0        | 26       | 0                 |
| Suwannee         | 139          | 11          | 122         | 0          | 0            | 0        | 6        | 0                 |
| Taylor           | 4            | 0           | 0           | 0          | 0            | 0        | 4        | 0                 |
| Union            | 29           | 0           | -13         | 42         | 0            | 0        | 0        | 0                 |
| Volusia          | 18,998       | 20          | 235         | 0          | 0            | 0        | 18,743   | 0                 |
| Wakulla          | 0            | 0           | 0           | 0          | 0            | 0        | 0        | 0                 |
| Walton           | 0            | 0           | 0           | 0          | 0            | 0        | 0        | 0                 |
| Washington       | 1            | 0           | 0           | 0          | 0            | 0        | 1        | 0                 |
| Total Enrollment | 456,792      | 12,976      | 139,566     | 657        | 0            | 55,243   | 238,673  | 9,677             |

# Managed Care Enrollment by County by Market Segment by Company 2Q2005

**LEON MEDICAL CENTERS HEALTH PLANS, INC.**

**NAIC Company Code**

**11532**

|                         | COUNTY TOTAL | SMALL GROUP | LARGE GROUP | INDIVIDUAL | HEALTHY KIDS | MEDICAID | MEDICARE   | FEDERAL EMPLOYEES |
|-------------------------|--------------|-------------|-------------|------------|--------------|----------|------------|-------------------|
| Alachua                 | 0            | 0           | 0           | 0          | 0            | 0        | 0          | 0                 |
| Baker                   | 0            | 0           | 0           | 0          | 0            | 0        | 0          | 0                 |
| Bay                     | 0            | 0           | 0           | 0          | 0            | 0        | 0          | 0                 |
| Bradford                | 0            | 0           | 0           | 0          | 0            | 0        | 0          | 0                 |
| Brevard                 | 0            | 0           | 0           | 0          | 0            | 0        | 0          | 0                 |
| Broward                 | 0            | 0           | 0           | 0          | 0            | 0        | 0          | 0                 |
| Calhoun                 | 0            | 0           | 0           | 0          | 0            | 0        | 0          | 0                 |
| Charlotte               | 0            | 0           | 0           | 0          | 0            | 0        | 0          | 0                 |
| Citrus                  | 0            | 0           | 0           | 0          | 0            | 0        | 0          | 0                 |
| Clay                    | 0            | 0           | 0           | 0          | 0            | 0        | 0          | 0                 |
| Collier                 | 0            | 0           | 0           | 0          | 0            | 0        | 0          | 0                 |
| Columbia                | 0            | 0           | 0           | 0          | 0            | 0        | 0          | 0                 |
| De Soto                 | 0            | 0           | 0           | 0          | 0            | 0        | 0          | 0                 |
| Dixie                   | 0            | 0           | 0           | 0          | 0            | 0        | 0          | 0                 |
| Duval                   | 0            | 0           | 0           | 0          | 0            | 0        | 0          | 0                 |
| Escambia                | 0            | 0           | 0           | 0          | 0            | 0        | 0          | 0                 |
| Flagler                 | 0            | 0           | 0           | 0          | 0            | 0        | 0          | 0                 |
| Franklin                | 0            | 0           | 0           | 0          | 0            | 0        | 0          | 0                 |
| Gadsden                 | 0            | 0           | 0           | 0          | 0            | 0        | 0          | 0                 |
| Gilchrist               | 0            | 0           | 0           | 0          | 0            | 0        | 0          | 0                 |
| Glades                  | 0            | 0           | 0           | 0          | 0            | 0        | 0          | 0                 |
| Gulf                    | 0            | 0           | 0           | 0          | 0            | 0        | 0          | 0                 |
| Hamilton                | 0            | 0           | 0           | 0          | 0            | 0        | 0          | 0                 |
| Hardee                  | 0            | 0           | 0           | 0          | 0            | 0        | 0          | 0                 |
| Hendry                  | 0            | 0           | 0           | 0          | 0            | 0        | 0          | 0                 |
| Hernando                | 0            | 0           | 0           | 0          | 0            | 0        | 0          | 0                 |
| Highlands               | 0            | 0           | 0           | 0          | 0            | 0        | 0          | 0                 |
| Hillsborough            | 0            | 0           | 0           | 0          | 0            | 0        | 0          | 0                 |
| Holmes                  | 0            | 0           | 0           | 0          | 0            | 0        | 0          | 0                 |
| Indian River            | 0            | 0           | 0           | 0          | 0            | 0        | 0          | 0                 |
| Jackson                 | 0            | 0           | 0           | 0          | 0            | 0        | 0          | 0                 |
| Jefferson               | 0            | 0           | 0           | 0          | 0            | 0        | 0          | 0                 |
| Lafayette               | 0            | 0           | 0           | 0          | 0            | 0        | 0          | 0                 |
| Lake                    | 0            | 0           | 0           | 0          | 0            | 0        | 0          | 0                 |
| Lee                     | 0            | 0           | 0           | 0          | 0            | 0        | 0          | 0                 |
| Leon                    | 0            | 0           | 0           | 0          | 0            | 0        | 0          | 0                 |
| Levy                    | 0            | 0           | 0           | 0          | 0            | 0        | 0          | 0                 |
| Liberty                 | 0            | 0           | 0           | 0          | 0            | 0        | 0          | 0                 |
| Madison                 | 0            | 0           | 0           | 0          | 0            | 0        | 0          | 0                 |
| Manatee                 | 0            | 0           | 0           | 0          | 0            | 0        | 0          | 0                 |
| Marion                  | 0            | 0           | 0           | 0          | 0            | 0        | 0          | 0                 |
| Martin                  | 0            | 0           | 0           | 0          | 0            | 0        | 0          | 0                 |
| Miami-Dade              | 380          | 0           | 0           | 0          | 0            | 0        | 380        | 0                 |
| Monroe                  | 0            | 0           | 0           | 0          | 0            | 0        | 0          | 0                 |
| Nassau                  | 0            | 0           | 0           | 0          | 0            | 0        | 0          | 0                 |
| Okaloosa                | 0            | 0           | 0           | 0          | 0            | 0        | 0          | 0                 |
| Okeechobee              | 0            | 0           | 0           | 0          | 0            | 0        | 0          | 0                 |
| Orange                  | 0            | 0           | 0           | 0          | 0            | 0        | 0          | 0                 |
| Osceola                 | 0            | 0           | 0           | 0          | 0            | 0        | 0          | 0                 |
| Other                   | 0            | 0           | 0           | 0          | 0            | 0        | 0          | 0                 |
| Palm Beach              | 0            | 0           | 0           | 0          | 0            | 0        | 0          | 0                 |
| Pasco                   | 0            | 0           | 0           | 0          | 0            | 0        | 0          | 0                 |
| Pinellas                | 0            | 0           | 0           | 0          | 0            | 0        | 0          | 0                 |
| Polk                    | 0            | 0           | 0           | 0          | 0            | 0        | 0          | 0                 |
| Putnam                  | 0            | 0           | 0           | 0          | 0            | 0        | 0          | 0                 |
| Santa Rosa              | 0            | 0           | 0           | 0          | 0            | 0        | 0          | 0                 |
| Sarasota                | 0            | 0           | 0           | 0          | 0            | 0        | 0          | 0                 |
| Seminole                | 0            | 0           | 0           | 0          | 0            | 0        | 0          | 0                 |
| St. Johns               | 0            | 0           | 0           | 0          | 0            | 0        | 0          | 0                 |
| St. Lucie               | 0            | 0           | 0           | 0          | 0            | 0        | 0          | 0                 |
| Sumter                  | 0            | 0           | 0           | 0          | 0            | 0        | 0          | 0                 |
| Suwannee                | 0            | 0           | 0           | 0          | 0            | 0        | 0          | 0                 |
| Taylor                  | 0            | 0           | 0           | 0          | 0            | 0        | 0          | 0                 |
| Union                   | 0            | 0           | 0           | 0          | 0            | 0        | 0          | 0                 |
| Volusia                 | 0            | 0           | 0           | 0          | 0            | 0        | 0          | 0                 |
| Wakulla                 | 0            | 0           | 0           | 0          | 0            | 0        | 0          | 0                 |
| Walton                  | 0            | 0           | 0           | 0          | 0            | 0        | 0          | 0                 |
| Washington              | 0            | 0           | 0           | 0          | 0            | 0        | 0          | 0                 |
| <b>Total Enrollment</b> | <b>380</b>   | <b>0</b>    | <b>0</b>    | <b>0</b>   | <b>0</b>     | <b>0</b> | <b>380</b> | <b>0</b>          |

# Managed Care Enrollment by County by Market Segment by Company 2Q2005

**MEDICA HEALTHCARE PLANS, INC.**

**NAIC Company Code**

**12155**

|                         | COUNTY TOTAL | SMALL GROUP | LARGE GROUP | INDIVIDUAL | HEALTHY KIDS | MEDICAID | MEDICARE     | FEDERAL EMPLOYEES |
|-------------------------|--------------|-------------|-------------|------------|--------------|----------|--------------|-------------------|
| Alachua                 | 0            | 0           | 0           | 0          | 0            | 0        | 0            | 0                 |
| Baker                   | 0            | 0           | 0           | 0          | 0            | 0        | 0            | 0                 |
| Bay                     | 0            | 0           | 0           | 0          | 0            | 0        | 0            | 0                 |
| Bradford                | 0            | 0           | 0           | 0          | 0            | 0        | 0            | 0                 |
| Brevard                 | 0            | 0           | 0           | 0          | 0            | 0        | 0            | 0                 |
| Broward                 | 0            | 0           | 0           | 0          | 0            | 0        | 0            | 0                 |
| Calhoun                 | 0            | 0           | 0           | 0          | 0            | 0        | 0            | 0                 |
| Charlotte               | 0            | 0           | 0           | 0          | 0            | 0        | 0            | 0                 |
| Citrus                  | 0            | 0           | 0           | 0          | 0            | 0        | 0            | 0                 |
| Clay                    | 0            | 0           | 0           | 0          | 0            | 0        | 0            | 0                 |
| Collier                 | 0            | 0           | 0           | 0          | 0            | 0        | 0            | 0                 |
| Columbia                | 0            | 0           | 0           | 0          | 0            | 0        | 0            | 0                 |
| De Soto                 | 0            | 0           | 0           | 0          | 0            | 0        | 0            | 0                 |
| Dixie                   | 0            | 0           | 0           | 0          | 0            | 0        | 0            | 0                 |
| Duval                   | 0            | 0           | 0           | 0          | 0            | 0        | 0            | 0                 |
| Escambia                | 0            | 0           | 0           | 0          | 0            | 0        | 0            | 0                 |
| Flagler                 | 0            | 0           | 0           | 0          | 0            | 0        | 0            | 0                 |
| Franklin                | 0            | 0           | 0           | 0          | 0            | 0        | 0            | 0                 |
| Gadsden                 | 0            | 0           | 0           | 0          | 0            | 0        | 0            | 0                 |
| Gilchrist               | 0            | 0           | 0           | 0          | 0            | 0        | 0            | 0                 |
| Glades                  | 0            | 0           | 0           | 0          | 0            | 0        | 0            | 0                 |
| Gulf                    | 0            | 0           | 0           | 0          | 0            | 0        | 0            | 0                 |
| Hamilton                | 0            | 0           | 0           | 0          | 0            | 0        | 0            | 0                 |
| Hardee                  | 0            | 0           | 0           | 0          | 0            | 0        | 0            | 0                 |
| Hendry                  | 0            | 0           | 0           | 0          | 0            | 0        | 0            | 0                 |
| Hernando                | 0            | 0           | 0           | 0          | 0            | 0        | 0            | 0                 |
| Highlands               | 0            | 0           | 0           | 0          | 0            | 0        | 0            | 0                 |
| Hillsborough            | 0            | 0           | 0           | 0          | 0            | 0        | 0            | 0                 |
| Holmes                  | 0            | 0           | 0           | 0          | 0            | 0        | 0            | 0                 |
| Indian River            | 0            | 0           | 0           | 0          | 0            | 0        | 0            | 0                 |
| Jackson                 | 0            | 0           | 0           | 0          | 0            | 0        | 0            | 0                 |
| Jefferson               | 0            | 0           | 0           | 0          | 0            | 0        | 0            | 0                 |
| Lafayette               | 0            | 0           | 0           | 0          | 0            | 0        | 0            | 0                 |
| Lake                    | 0            | 0           | 0           | 0          | 0            | 0        | 0            | 0                 |
| Lee                     | 0            | 0           | 0           | 0          | 0            | 0        | 0            | 0                 |
| Leon                    | 0            | 0           | 0           | 0          | 0            | 0        | 0            | 0                 |
| Levy                    | 0            | 0           | 0           | 0          | 0            | 0        | 0            | 0                 |
| Liberty                 | 0            | 0           | 0           | 0          | 0            | 0        | 0            | 0                 |
| Madison                 | 0            | 0           | 0           | 0          | 0            | 0        | 0            | 0                 |
| Manatee                 | 0            | 0           | 0           | 0          | 0            | 0        | 0            | 0                 |
| Marion                  | 0            | 0           | 0           | 0          | 0            | 0        | 0            | 0                 |
| Martin                  | 0            | 0           | 0           | 0          | 0            | 0        | 0            | 0                 |
| Miami-Dade              | 3,129        | 0           | 0           | 0          | 0            | 0        | 3,129        | 0                 |
| Monroe                  | 0            | 0           | 0           | 0          | 0            | 0        | 0            | 0                 |
| Nassau                  | 0            | 0           | 0           | 0          | 0            | 0        | 0            | 0                 |
| Okaloosa                | 0            | 0           | 0           | 0          | 0            | 0        | 0            | 0                 |
| Okeechobee              | 0            | 0           | 0           | 0          | 0            | 0        | 0            | 0                 |
| Orange                  | 0            | 0           | 0           | 0          | 0            | 0        | 0            | 0                 |
| Osceola                 | 0            | 0           | 0           | 0          | 0            | 0        | 0            | 0                 |
| Other                   | 0            | 0           | 0           | 0          | 0            | 0        | 0            | 0                 |
| Palm Beach              | 0            | 0           | 0           | 0          | 0            | 0        | 0            | 0                 |
| Pasco                   | 0            | 0           | 0           | 0          | 0            | 0        | 0            | 0                 |
| Pinellas                | 0            | 0           | 0           | 0          | 0            | 0        | 0            | 0                 |
| Polk                    | 0            | 0           | 0           | 0          | 0            | 0        | 0            | 0                 |
| Putnam                  | 0            | 0           | 0           | 0          | 0            | 0        | 0            | 0                 |
| Santa Rosa              | 0            | 0           | 0           | 0          | 0            | 0        | 0            | 0                 |
| Sarasota                | 0            | 0           | 0           | 0          | 0            | 0        | 0            | 0                 |
| Seminole                | 0            | 0           | 0           | 0          | 0            | 0        | 0            | 0                 |
| St. Johns               | 0            | 0           | 0           | 0          | 0            | 0        | 0            | 0                 |
| St. Lucie               | 0            | 0           | 0           | 0          | 0            | 0        | 0            | 0                 |
| Sumter                  | 0            | 0           | 0           | 0          | 0            | 0        | 0            | 0                 |
| Suwannee                | 0            | 0           | 0           | 0          | 0            | 0        | 0            | 0                 |
| Taylor                  | 0            | 0           | 0           | 0          | 0            | 0        | 0            | 0                 |
| Union                   | 0            | 0           | 0           | 0          | 0            | 0        | 0            | 0                 |
| Volusia                 | 0            | 0           | 0           | 0          | 0            | 0        | 0            | 0                 |
| Wakulla                 | 0            | 0           | 0           | 0          | 0            | 0        | 0            | 0                 |
| Walton                  | 0            | 0           | 0           | 0          | 0            | 0        | 0            | 0                 |
| Washington              | 0            | 0           | 0           | 0          | 0            | 0        | 0            | 0                 |
| <b>Total Enrollment</b> | <b>3,129</b> | <b>0</b>    | <b>0</b>    | <b>0</b>   | <b>0</b>     | <b>0</b> | <b>3,129</b> | <b>0</b>          |

# Managed Care Enrollment by County by Market Segment by Company 2Q2005

**METCARE HEALTH PLANS, INC.**

**NAIC Company Code**

**10126**

|                  | COUNTY TOTAL | SMALL GROUP | LARGE GROUP | INDIVIDUAL | HEALTHY KIDS | MEDICAID | MEDICARE | FEDERAL EMPLOYEES |
|------------------|--------------|-------------|-------------|------------|--------------|----------|----------|-------------------|
| Alachua          | 0            | 0           | 0           | 0          | 0            | 0        | 0        | 0                 |
| Baker            | 0            | 0           | 0           | 0          | 0            | 0        | 0        | 0                 |
| Bay              | 0            | 0           | 0           | 0          | 0            | 0        | 0        | 0                 |
| Bradford         | 0            | 0           | 0           | 0          | 0            | 0        | 0        | 0                 |
| Brevard          | 0            | 0           | 0           | 0          | 0            | 0        | 0        | 0                 |
| Broward          | 0            | 0           | 0           | 0          | 0            | 0        | 0        | 0                 |
| Calhoun          | 0            | 0           | 0           | 0          | 0            | 0        | 0        | 0                 |
| Charlotte        | 0            | 0           | 0           | 0          | 0            | 0        | 0        | 0                 |
| Citrus           | 0            | 0           | 0           | 0          | 0            | 0        | 0        | 0                 |
| Clay             | 0            | 0           | 0           | 0          | 0            | 0        | 0        | 0                 |
| Collier          | 0            | 0           | 0           | 0          | 0            | 0        | 0        | 0                 |
| Columbia         | 0            | 0           | 0           | 0          | 0            | 0        | 0        | 0                 |
| De Soto          | 0            | 0           | 0           | 0          | 0            | 0        | 0        | 0                 |
| Dixie            | 0            | 0           | 0           | 0          | 0            | 0        | 0        | 0                 |
| Duval            | 0            | 0           | 0           | 0          | 0            | 0        | 0        | 0                 |
| Escambia         | 0            | 0           | 0           | 0          | 0            | 0        | 0        | 0                 |
| Flagler          | 0            | 0           | 0           | 0          | 0            | 0        | 0        | 0                 |
| Franklin         | 0            | 0           | 0           | 0          | 0            | 0        | 0        | 0                 |
| Gadsden          | 0            | 0           | 0           | 0          | 0            | 0        | 0        | 0                 |
| Gilchrist        | 0            | 0           | 0           | 0          | 0            | 0        | 0        | 0                 |
| Glades           | 0            | 0           | 0           | 0          | 0            | 0        | 0        | 0                 |
| Gulf             | 0            | 0           | 0           | 0          | 0            | 0        | 0        | 0                 |
| Hamilton         | 0            | 0           | 0           | 0          | 0            | 0        | 0        | 0                 |
| Hardee           | 0            | 0           | 0           | 0          | 0            | 0        | 0        | 0                 |
| Hendry           | 0            | 0           | 0           | 0          | 0            | 0        | 0        | 0                 |
| Hernando         | 0            | 0           | 0           | 0          | 0            | 0        | 0        | 0                 |
| Highlands        | 0            | 0           | 0           | 0          | 0            | 0        | 0        | 0                 |
| Hillsborough     | 0            | 0           | 0           | 0          | 0            | 0        | 0        | 0                 |
| Holmes           | 0            | 0           | 0           | 0          | 0            | 0        | 0        | 0                 |
| Indian River     | 0            | 0           | 0           | 0          | 0            | 0        | 0        | 0                 |
| Jackson          | 0            | 0           | 0           | 0          | 0            | 0        | 0        | 0                 |
| Jefferson        | 0            | 0           | 0           | 0          | 0            | 0        | 0        | 0                 |
| Lafayette        | 0            | 0           | 0           | 0          | 0            | 0        | 0        | 0                 |
| Lake             | 0            | 0           | 0           | 0          | 0            | 0        | 0        | 0                 |
| Lee              | 0            | 0           | 0           | 0          | 0            | 0        | 0        | 0                 |
| Leon             | 0            | 0           | 0           | 0          | 0            | 0        | 0        | 0                 |
| Levy             | 0            | 0           | 0           | 0          | 0            | 0        | 0        | 0                 |
| Liberty          | 0            | 0           | 0           | 0          | 0            | 0        | 0        | 0                 |
| Madison          | 0            | 0           | 0           | 0          | 0            | 0        | 0        | 0                 |
| Manatee          | 0            | 0           | 0           | 0          | 0            | 0        | 0        | 0                 |
| Marion           | 0            | 0           | 0           | 0          | 0            | 0        | 0        | 0                 |
| Martin           | 0            | 0           | 0           | 0          | 0            | 0        | 0        | 0                 |
| Miami-Dade       | 0            | 0           | 0           | 0          | 0            | 0        | 0        | 0                 |
| Monroe           | 0            | 0           | 0           | 0          | 0            | 0        | 0        | 0                 |
| Nassau           | 0            | 0           | 0           | 0          | 0            | 0        | 0        | 0                 |
| Okaloosa         | 0            | 0           | 0           | 0          | 0            | 0        | 0        | 0                 |
| Okeechobee       | 0            | 0           | 0           | 0          | 0            | 0        | 0        | 0                 |
| Orange           | 0            | 0           | 0           | 0          | 0            | 0        | 0        | 0                 |
| Osceola          | 0            | 0           | 0           | 0          | 0            | 0        | 0        | 0                 |
| Other            | 0            | 0           | 0           | 0          | 0            | 0        | 0        | 0                 |
| Palm Beach       | 0            | 0           | 0           | 0          | 0            | 0        | 0        | 0                 |
| Pasco            | 0            | 0           | 0           | 0          | 0            | 0        | 0        | 0                 |
| Pinellas         | 0            | 0           | 0           | 0          | 0            | 0        | 0        | 0                 |
| Polk             | 0            | 0           | 0           | 0          | 0            | 0        | 0        | 0                 |
| Putnam           | 0            | 0           | 0           | 0          | 0            | 0        | 0        | 0                 |
| Santa Rosa       | 0            | 0           | 0           | 0          | 0            | 0        | 0        | 0                 |
| Sarasota         | 0            | 0           | 0           | 0          | 0            | 0        | 0        | 0                 |
| Seminole         | 0            | 0           | 0           | 0          | 0            | 0        | 0        | 0                 |
| St. Johns        | 0            | 0           | 0           | 0          | 0            | 0        | 0        | 0                 |
| St. Lucie        | 0            | 0           | 0           | 0          | 0            | 0        | 0        | 0                 |
| Sumter           | 0            | 0           | 0           | 0          | 0            | 0        | 0        | 0                 |
| Suwannee         | 0            | 0           | 0           | 0          | 0            | 0        | 0        | 0                 |
| Taylor           | 0            | 0           | 0           | 0          | 0            | 0        | 0        | 0                 |
| Union            | 0            | 0           | 0           | 0          | 0            | 0        | 0        | 0                 |
| Volusia          | 0            | 0           | 0           | 0          | 0            | 0        | 0        | 0                 |
| Wakulla          | 0            | 0           | 0           | 0          | 0            | 0        | 0        | 0                 |
| Walton           | 0            | 0           | 0           | 0          | 0            | 0        | 0        | 0                 |
| Washington       | 0            | 0           | 0           | 0          | 0            | 0        | 0        | 0                 |
| Total Enrollment | 0            | 0           | 0           | 0          | 0            | 0        | 0        | 0                 |

# Managed Care Enrollment by County by Market Segment by Company 2Q2005

NEIGHBORHOOD HEALTH PARTNERSHIP, INC.

NAIC Company Code

95123

|                  | COUNTY TOTAL | SMALL GROUP | LARGE GROUP | INDIVIDUAL | HEALTHY KIDS | MEDICAID | MEDICARE | FEDERAL EMPLOYEES |
|------------------|--------------|-------------|-------------|------------|--------------|----------|----------|-------------------|
| Alachua          | 0            | 0           | 0           | 0          | 0            | 0        | 0        | 0                 |
| Baker            | 0            | 0           | 0           | 0          | 0            | 0        | 0        | 0                 |
| Bay              | 0            | 0           | 0           | 0          | 0            | 0        | 0        | 0                 |
| Bradford         | 0            | 0           | 0           | 0          | 0            | 0        | 0        | 0                 |
| Brevard          | 0            | 0           | 0           | 0          | 0            | 0        | 0        | 0                 |
| Broward          | 30,156       | 22,079      | 8,077       | 0          | 0            | 0        | 0        | 0                 |
| Calhoun          | 0            | 0           | 0           | 0          | 0            | 0        | 0        | 0                 |
| Charlotte        | 0            | 0           | 0           | 0          | 0            | 0        | 0        | 0                 |
| Citrus           | 0            | 0           | 0           | 0          | 0            | 0        | 0        | 0                 |
| Clay             | 0            | 0           | 0           | 0          | 0            | 0        | 0        | 0                 |
| Collier          | 0            | 0           | 0           | 0          | 0            | 0        | 0        | 0                 |
| Columbia         | 0            | 0           | 0           | 0          | 0            | 0        | 0        | 0                 |
| De Soto          | 0            | 0           | 0           | 0          | 0            | 0        | 0        | 0                 |
| Dixie            | 0            | 0           | 0           | 0          | 0            | 0        | 0        | 0                 |
| Duval            | 0            | 0           | 0           | 0          | 0            | 0        | 0        | 0                 |
| Escambia         | 0            | 0           | 0           | 0          | 0            | 0        | 0        | 0                 |
| Flagler          | 0            | 0           | 0           | 0          | 0            | 0        | 0        | 0                 |
| Franklin         | 0            | 0           | 0           | 0          | 0            | 0        | 0        | 0                 |
| Gadsden          | 0            | 0           | 0           | 0          | 0            | 0        | 0        | 0                 |
| Gilchrist        | 0            | 0           | 0           | 0          | 0            | 0        | 0        | 0                 |
| Glades           | 0            | 0           | 0           | 0          | 0            | 0        | 0        | 0                 |
| Gulf             | 0            | 0           | 0           | 0          | 0            | 0        | 0        | 0                 |
| Hamilton         | 0            | 0           | 0           | 0          | 0            | 0        | 0        | 0                 |
| Hardee           | 0            | 0           | 0           | 0          | 0            | 0        | 0        | 0                 |
| Hendry           | 0            | 0           | 0           | 0          | 0            | 0        | 0        | 0                 |
| Hernando         | 0            | 0           | 0           | 0          | 0            | 0        | 0        | 0                 |
| Highlands        | 0            | 0           | 0           | 0          | 0            | 0        | 0        | 0                 |
| Hillsborough     | 0            | 0           | 0           | 0          | 0            | 0        | 0        | 0                 |
| Holmes           | 0            | 0           | 0           | 0          | 0            | 0        | 0        | 0                 |
| Indian River     | 0            | 0           | 0           | 0          | 0            | 0        | 0        | 0                 |
| Jackson          | 0            | 0           | 0           | 0          | 0            | 0        | 0        | 0                 |
| Jefferson        | 0            | 0           | 0           | 0          | 0            | 0        | 0        | 0                 |
| Lafayette        | 0            | 0           | 0           | 0          | 0            | 0        | 0        | 0                 |
| Lake             | 0            | 0           | 0           | 0          | 0            | 0        | 0        | 0                 |
| Lee              | 0            | 0           | 0           | 0          | 0            | 0        | 0        | 0                 |
| Leon             | 0            | 0           | 0           | 0          | 0            | 0        | 0        | 0                 |
| Levy             | 0            | 0           | 0           | 0          | 0            | 0        | 0        | 0                 |
| Liberty          | 0            | 0           | 0           | 0          | 0            | 0        | 0        | 0                 |
| Madison          | 0            | 0           | 0           | 0          | 0            | 0        | 0        | 0                 |
| Manatee          | 0            | 0           | 0           | 0          | 0            | 0        | 0        | 0                 |
| Marion           | 0            | 0           | 0           | 0          | 0            | 0        | 0        | 0                 |
| Martin           | 0            | 0           | 0           | 0          | 0            | 0        | 0        | 0                 |
| Miami-Dade       | 99,965       | 65,391      | 34,574      | 0          | 0            | 0        | 0        | 0                 |
| Monroe           | 0            | 0           | 0           | 0          | 0            | 0        | 0        | 0                 |
| Nassau           | 0            | 0           | 0           | 0          | 0            | 0        | 0        | 0                 |
| Okaloosa         | 0            | 0           | 0           | 0          | 0            | 0        | 0        | 0                 |
| Okeechobee       | 0            | 0           | 0           | 0          | 0            | 0        | 0        | 0                 |
| Orange           | 0            | 0           | 0           | 0          | 0            | 0        | 0        | 0                 |
| Osceola          | 0            | 0           | 0           | 0          | 0            | 0        | 0        | 0                 |
| Other            | 0            | 0           | 0           | 0          | 0            | 0        | 0        | 0                 |
| Palm Beach       | 4,712        | 3,207       | 1,505       | 0          | 0            | 0        | 0        | 0                 |
| Pasco            | 0            | 0           | 0           | 0          | 0            | 0        | 0        | 0                 |
| Pinellas         | 0            | 0           | 0           | 0          | 0            | 0        | 0        | 0                 |
| Polk             | 0            | 0           | 0           | 0          | 0            | 0        | 0        | 0                 |
| Putnam           | 0            | 0           | 0           | 0          | 0            | 0        | 0        | 0                 |
| Santa Rosa       | 0            | 0           | 0           | 0          | 0            | 0        | 0        | 0                 |
| Sarasota         | 0            | 0           | 0           | 0          | 0            | 0        | 0        | 0                 |
| Seminole         | 0            | 0           | 0           | 0          | 0            | 0        | 0        | 0                 |
| St. Johns        | 0            | 0           | 0           | 0          | 0            | 0        | 0        | 0                 |
| St. Lucie        | 0            | 0           | 0           | 0          | 0            | 0        | 0        | 0                 |
| Sumter           | 0            | 0           | 0           | 0          | 0            | 0        | 0        | 0                 |
| Suwannee         | 0            | 0           | 0           | 0          | 0            | 0        | 0        | 0                 |
| Taylor           | 0            | 0           | 0           | 0          | 0            | 0        | 0        | 0                 |
| Union            | 0            | 0           | 0           | 0          | 0            | 0        | 0        | 0                 |
| Volusia          | 0            | 0           | 0           | 0          | 0            | 0        | 0        | 0                 |
| Wakulla          | 0            | 0           | 0           | 0          | 0            | 0        | 0        | 0                 |
| Walton           | 0            | 0           | 0           | 0          | 0            | 0        | 0        | 0                 |
| Washington       | 0            | 0           | 0           | 0          | 0            | 0        | 0        | 0                 |
| Total Enrollment | 134,833      | 90,677      | 44,156      | 0          | 0            | 0        | 0        | 0                 |

# Managed Care Enrollment by County by Market Segment by Company 2Q2005

OPTIMUM HEALTHCARE, INC.

NAIC Company Code

12259

|                  | COUNTY TOTAL | SMALL GROUP | LARGE GROUP | INDIVIDUAL | HEALTHY KIDS | MEDICAID | MEDICARE | FEDERAL EMPLOYEES |
|------------------|--------------|-------------|-------------|------------|--------------|----------|----------|-------------------|
| Alachua          | 0            | 0           | 0           | 0          | 0            | 0        | 0        | 0                 |
| Baker            | 0            | 0           | 0           | 0          | 0            | 0        | 0        | 0                 |
| Bay              | 0            | 0           | 0           | 0          | 0            | 0        | 0        | 0                 |
| Bradford         | 0            | 0           | 0           | 0          | 0            | 0        | 0        | 0                 |
| Brevard          | 0            | 0           | 0           | 0          | 0            | 0        | 0        | 0                 |
| Broward          | 0            | 0           | 0           | 0          | 0            | 0        | 0        | 0                 |
| Calhoun          | 0            | 0           | 0           | 0          | 0            | 0        | 0        | 0                 |
| Charlotte        | 0            | 0           | 0           | 0          | 0            | 0        | 0        | 0                 |
| Citrus           | 0            | 0           | 0           | 0          | 0            | 0        | 0        | 0                 |
| Clay             | 0            | 0           | 0           | 0          | 0            | 0        | 0        | 0                 |
| Collier          | 0            | 0           | 0           | 0          | 0            | 0        | 0        | 0                 |
| Columbia         | 0            | 0           | 0           | 0          | 0            | 0        | 0        | 0                 |
| De Soto          | 0            | 0           | 0           | 0          | 0            | 0        | 0        | 0                 |
| Dixie            | 0            | 0           | 0           | 0          | 0            | 0        | 0        | 0                 |
| Duval            | 0            | 0           | 0           | 0          | 0            | 0        | 0        | 0                 |
| Escambia         | 0            | 0           | 0           | 0          | 0            | 0        | 0        | 0                 |
| Flagler          | 0            | 0           | 0           | 0          | 0            | 0        | 0        | 0                 |
| Franklin         | 0            | 0           | 0           | 0          | 0            | 0        | 0        | 0                 |
| Gadsden          | 0            | 0           | 0           | 0          | 0            | 0        | 0        | 0                 |
| Gilchrist        | 0            | 0           | 0           | 0          | 0            | 0        | 0        | 0                 |
| Glades           | 0            | 0           | 0           | 0          | 0            | 0        | 0        | 0                 |
| Gulf             | 0            | 0           | 0           | 0          | 0            | 0        | 0        | 0                 |
| Hamilton         | 0            | 0           | 0           | 0          | 0            | 0        | 0        | 0                 |
| Hardee           | 0            | 0           | 0           | 0          | 0            | 0        | 0        | 0                 |
| Hendry           | 0            | 0           | 0           | 0          | 0            | 0        | 0        | 0                 |
| Hernando         | 0            | 0           | 0           | 0          | 0            | 0        | 0        | 0                 |
| Highlands        | 0            | 0           | 0           | 0          | 0            | 0        | 0        | 0                 |
| Hillsborough     | 0            | 0           | 0           | 0          | 0            | 0        | 0        | 0                 |
| Holmes           | 0            | 0           | 0           | 0          | 0            | 0        | 0        | 0                 |
| Indian River     | 0            | 0           | 0           | 0          | 0            | 0        | 0        | 0                 |
| Jackson          | 0            | 0           | 0           | 0          | 0            | 0        | 0        | 0                 |
| Jefferson        | 0            | 0           | 0           | 0          | 0            | 0        | 0        | 0                 |
| Lafayette        | 0            | 0           | 0           | 0          | 0            | 0        | 0        | 0                 |
| Lake             | 0            | 0           | 0           | 0          | 0            | 0        | 0        | 0                 |
| Lee              | 0            | 0           | 0           | 0          | 0            | 0        | 0        | 0                 |
| Leon             | 0            | 0           | 0           | 0          | 0            | 0        | 0        | 0                 |
| Levy             | 0            | 0           | 0           | 0          | 0            | 0        | 0        | 0                 |
| Liberty          | 0            | 0           | 0           | 0          | 0            | 0        | 0        | 0                 |
| Madison          | 0            | 0           | 0           | 0          | 0            | 0        | 0        | 0                 |
| Manatee          | 0            | 0           | 0           | 0          | 0            | 0        | 0        | 0                 |
| Marion           | 0            | 0           | 0           | 0          | 0            | 0        | 0        | 0                 |
| Martin           | 0            | 0           | 0           | 0          | 0            | 0        | 0        | 0                 |
| Miami-Dade       | 0            | 0           | 0           | 0          | 0            | 0        | 0        | 0                 |
| Monroe           | 0            | 0           | 0           | 0          | 0            | 0        | 0        | 0                 |
| Nassau           | 0            | 0           | 0           | 0          | 0            | 0        | 0        | 0                 |
| Okaloosa         | 0            | 0           | 0           | 0          | 0            | 0        | 0        | 0                 |
| Okeechobee       | 0            | 0           | 0           | 0          | 0            | 0        | 0        | 0                 |
| Orange           | 0            | 0           | 0           | 0          | 0            | 0        | 0        | 0                 |
| Osceola          | 0            | 0           | 0           | 0          | 0            | 0        | 0        | 0                 |
| Other            | 0            | 0           | 0           | 0          | 0            | 0        | 0        | 0                 |
| Palm Beach       | 0            | 0           | 0           | 0          | 0            | 0        | 0        | 0                 |
| Pasco            | 0            | 0           | 0           | 0          | 0            | 0        | 0        | 0                 |
| Pinellas         | 0            | 0           | 0           | 0          | 0            | 0        | 0        | 0                 |
| Polk             | 0            | 0           | 0           | 0          | 0            | 0        | 0        | 0                 |
| Putnam           | 0            | 0           | 0           | 0          | 0            | 0        | 0        | 0                 |
| Santa Rosa       | 0            | 0           | 0           | 0          | 0            | 0        | 0        | 0                 |
| Sarasota         | 0            | 0           | 0           | 0          | 0            | 0        | 0        | 0                 |
| Seminole         | 0            | 0           | 0           | 0          | 0            | 0        | 0        | 0                 |
| St. Johns        | 0            | 0           | 0           | 0          | 0            | 0        | 0        | 0                 |
| St. Lucie        | 0            | 0           | 0           | 0          | 0            | 0        | 0        | 0                 |
| Sumter           | 0            | 0           | 0           | 0          | 0            | 0        | 0        | 0                 |
| Suwannee         | 0            | 0           | 0           | 0          | 0            | 0        | 0        | 0                 |
| Taylor           | 0            | 0           | 0           | 0          | 0            | 0        | 0        | 0                 |
| Union            | 0            | 0           | 0           | 0          | 0            | 0        | 0        | 0                 |
| Volusia          | 0            | 0           | 0           | 0          | 0            | 0        | 0        | 0                 |
| Wakulla          | 0            | 0           | 0           | 0          | 0            | 0        | 0        | 0                 |
| Walton           | 0            | 0           | 0           | 0          | 0            | 0        | 0        | 0                 |
| Washington       | 0            | 0           | 0           | 0          | 0            | 0        | 0        | 0                 |
| Total Enrollment | 0            | 0           | 0           | 0          | 0            | 0        | 0        | 0                 |

# Managed Care Enrollment by County by Market Segment by Company 2Q2005

PREFERRED CARE PARTNERS, INC.

NAIC Company Code

11176

|                  | COUNTY TOTAL | SMALL GROUP | LARGE GROUP | INDIVIDUAL | HEALTHY KIDS | MEDICAID | MEDICARE | FEDERAL EMPLOYEES |
|------------------|--------------|-------------|-------------|------------|--------------|----------|----------|-------------------|
| Alachua          | 0            | 0           | 0           | 0          | 0            | 0        | 0        | 0                 |
| Baker            | 0            | 0           | 0           | 0          | 0            | 0        | 0        | 0                 |
| Bay              | 0            | 0           | 0           | 0          | 0            | 0        | 0        | 0                 |
| Bradford         | 0            | 0           | 0           | 0          | 0            | 0        | 0        | 0                 |
| Brevard          | 0            | 0           | 0           | 0          | 0            | 0        | 0        | 0                 |
| Broward          | 0            | 0           | 0           | 0          | 0            | 0        | 0        | 0                 |
| Calhoun          | 0            | 0           | 0           | 0          | 0            | 0        | 0        | 0                 |
| Charlotte        | 0            | 0           | 0           | 0          | 0            | 0        | 0        | 0                 |
| Citrus           | 0            | 0           | 0           | 0          | 0            | 0        | 0        | 0                 |
| Clay             | 0            | 0           | 0           | 0          | 0            | 0        | 0        | 0                 |
| Collier          | 0            | 0           | 0           | 0          | 0            | 0        | 0        | 0                 |
| Columbia         | 0            | 0           | 0           | 0          | 0            | 0        | 0        | 0                 |
| De Soto          | 0            | 0           | 0           | 0          | 0            | 0        | 0        | 0                 |
| Dixie            | 0            | 0           | 0           | 0          | 0            | 0        | 0        | 0                 |
| Duval            | 0            | 0           | 0           | 0          | 0            | 0        | 0        | 0                 |
| Escambia         | 0            | 0           | 0           | 0          | 0            | 0        | 0        | 0                 |
| Flagler          | 0            | 0           | 0           | 0          | 0            | 0        | 0        | 0                 |
| Franklin         | 0            | 0           | 0           | 0          | 0            | 0        | 0        | 0                 |
| Gadsden          | 0            | 0           | 0           | 0          | 0            | 0        | 0        | 0                 |
| Gilchrist        | 0            | 0           | 0           | 0          | 0            | 0        | 0        | 0                 |
| Glades           | 0            | 0           | 0           | 0          | 0            | 0        | 0        | 0                 |
| Gulf             | 0            | 0           | 0           | 0          | 0            | 0        | 0        | 0                 |
| Hamilton         | 0            | 0           | 0           | 0          | 0            | 0        | 0        | 0                 |
| Hardee           | 0            | 0           | 0           | 0          | 0            | 0        | 0        | 0                 |
| Hendry           | 0            | 0           | 0           | 0          | 0            | 0        | 0        | 0                 |
| Hernando         | 0            | 0           | 0           | 0          | 0            | 0        | 0        | 0                 |
| Highlands        | 0            | 0           | 0           | 0          | 0            | 0        | 0        | 0                 |
| Hillsborough     | 0            | 0           | 0           | 0          | 0            | 0        | 0        | 0                 |
| Holmes           | 0            | 0           | 0           | 0          | 0            | 0        | 0        | 0                 |
| Indian River     | 0            | 0           | 0           | 0          | 0            | 0        | 0        | 0                 |
| Jackson          | 0            | 0           | 0           | 0          | 0            | 0        | 0        | 0                 |
| Jefferson        | 0            | 0           | 0           | 0          | 0            | 0        | 0        | 0                 |
| Lafayette        | 0            | 0           | 0           | 0          | 0            | 0        | 0        | 0                 |
| Lake             | 0            | 0           | 0           | 0          | 0            | 0        | 0        | 0                 |
| Lee              | 0            | 0           | 0           | 0          | 0            | 0        | 0        | 0                 |
| Leon             | 0            | 0           | 0           | 0          | 0            | 0        | 0        | 0                 |
| Levy             | 0            | 0           | 0           | 0          | 0            | 0        | 0        | 0                 |
| Liberty          | 0            | 0           | 0           | 0          | 0            | 0        | 0        | 0                 |
| Madison          | 0            | 0           | 0           | 0          | 0            | 0        | 0        | 0                 |
| Manatee          | 0            | 0           | 0           | 0          | 0            | 0        | 0        | 0                 |
| Marion           | 0            | 0           | 0           | 0          | 0            | 0        | 0        | 0                 |
| Martin           | 0            | 0           | 0           | 0          | 0            | 0        | 0        | 0                 |
| Miami-Dade       | 45,338       | 0           | 0           | 0          | 0            | 0        | 45,338   | 0                 |
| Monroe           | 0            | 0           | 0           | 0          | 0            | 0        | 0        | 0                 |
| Nassau           | 0            | 0           | 0           | 0          | 0            | 0        | 0        | 0                 |
| Okaloosa         | 0            | 0           | 0           | 0          | 0            | 0        | 0        | 0                 |
| Okeechobee       | 0            | 0           | 0           | 0          | 0            | 0        | 0        | 0                 |
| Orange           | 0            | 0           | 0           | 0          | 0            | 0        | 0        | 0                 |
| Osceola          | 0            | 0           | 0           | 0          | 0            | 0        | 0        | 0                 |
| Other            | 0            | 0           | 0           | 0          | 0            | 0        | 0        | 0                 |
| Palm Beach       | 0            | 0           | 0           | 0          | 0            | 0        | 0        | 0                 |
| Pasco            | 0            | 0           | 0           | 0          | 0            | 0        | 0        | 0                 |
| Pinellas         | 0            | 0           | 0           | 0          | 0            | 0        | 0        | 0                 |
| Polk             | 0            | 0           | 0           | 0          | 0            | 0        | 0        | 0                 |
| Putnam           | 0            | 0           | 0           | 0          | 0            | 0        | 0        | 0                 |
| Santa Rosa       | 0            | 0           | 0           | 0          | 0            | 0        | 0        | 0                 |
| Sarasota         | 0            | 0           | 0           | 0          | 0            | 0        | 0        | 0                 |
| Seminole         | 0            | 0           | 0           | 0          | 0            | 0        | 0        | 0                 |
| St. Johns        | 0            | 0           | 0           | 0          | 0            | 0        | 0        | 0                 |
| St. Lucie        | 0            | 0           | 0           | 0          | 0            | 0        | 0        | 0                 |
| Sumter           | 0            | 0           | 0           | 0          | 0            | 0        | 0        | 0                 |
| Suwannee         | 0            | 0           | 0           | 0          | 0            | 0        | 0        | 0                 |
| Taylor           | 0            | 0           | 0           | 0          | 0            | 0        | 0        | 0                 |
| Union            | 0            | 0           | 0           | 0          | 0            | 0        | 0        | 0                 |
| Volusia          | 0            | 0           | 0           | 0          | 0            | 0        | 0        | 0                 |
| Wakulla          | 0            | 0           | 0           | 0          | 0            | 0        | 0        | 0                 |
| Walton           | 0            | 0           | 0           | 0          | 0            | 0        | 0        | 0                 |
| Washington       | 0            | 0           | 0           | 0          | 0            | 0        | 0        | 0                 |
| Total Enrollment | 45,338       | 0           | 0           | 0          | 0            | 0        | 45,338   | 0                 |

# Managed Care Enrollment by County by Market Segment by Company 2Q2005

PREFERRED MEDICAL PLAN, INC.

NAIC Company Code

95271

|                  | COUNTY TOTAL | SMALL GROUP | LARGE GROUP | INDIVIDUAL | HEALTHY KIDS | MEDICAID | MEDICARE | FEDERAL EMPLOYEES |
|------------------|--------------|-------------|-------------|------------|--------------|----------|----------|-------------------|
| Alachua          | 0            | 0           | 0           | 0          | 0            | 0        | 0        | 0                 |
| Baker            | 0            | 0           | 0           | 0          | 0            | 0        | 0        | 0                 |
| Bay              | 0            | 0           | 0           | 0          | 0            | 0        | 0        | 0                 |
| Bradford         | 0            | 0           | 0           | 0          | 0            | 0        | 0        | 0                 |
| Brevard          | 0            | 0           | 0           | 0          | 0            | 0        | 0        | 0                 |
| Broward          | 7,837        | 0           | 0           | 5,370      | 0            | 2,467    | 0        | 0                 |
| Calhoun          | 0            | 0           | 0           | 0          | 0            | 0        | 0        | 0                 |
| Charlotte        | 0            | 0           | 0           | 0          | 0            | 0        | 0        | 0                 |
| Citrus           | 0            | 0           | 0           | 0          | 0            | 0        | 0        | 0                 |
| Clay             | 0            | 0           | 0           | 0          | 0            | 0        | 0        | 0                 |
| Collier          | 0            | 0           | 0           | 0          | 0            | 0        | 0        | 0                 |
| Columbia         | 0            | 0           | 0           | 0          | 0            | 0        | 0        | 0                 |
| De Soto          | 0            | 0           | 0           | 0          | 0            | 0        | 0        | 0                 |
| Dixie            | 0            | 0           | 0           | 0          | 0            | 0        | 0        | 0                 |
| Duval            | 0            | 0           | 0           | 0          | 0            | 0        | 0        | 0                 |
| Escambia         | 0            | 0           | 0           | 0          | 0            | 0        | 0        | 0                 |
| Flagler          | 0            | 0           | 0           | 0          | 0            | 0        | 0        | 0                 |
| Franklin         | 0            | 0           | 0           | 0          | 0            | 0        | 0        | 0                 |
| Gadsden          | 0            | 0           | 0           | 0          | 0            | 0        | 0        | 0                 |
| Gilchrist        | 0            | 0           | 0           | 0          | 0            | 0        | 0        | 0                 |
| Glades           | 0            | 0           | 0           | 0          | 0            | 0        | 0        | 0                 |
| Gulf             | 0            | 0           | 0           | 0          | 0            | 0        | 0        | 0                 |
| Hamilton         | 0            | 0           | 0           | 0          | 0            | 0        | 0        | 0                 |
| Hardee           | 0            | 0           | 0           | 0          | 0            | 0        | 0        | 0                 |
| Hendry           | 0            | 0           | 0           | 0          | 0            | 0        | 0        | 0                 |
| Hernando         | 0            | 0           | 0           | 0          | 0            | 0        | 0        | 0                 |
| Highlands        | 0            | 0           | 0           | 0          | 0            | 0        | 0        | 0                 |
| Hillsborough     | 0            | 0           | 0           | 0          | 0            | 0        | 0        | 0                 |
| Holmes           | 0            | 0           | 0           | 0          | 0            | 0        | 0        | 0                 |
| Indian River     | 0            | 0           | 0           | 0          | 0            | 0        | 0        | 0                 |
| Jackson          | 0            | 0           | 0           | 0          | 0            | 0        | 0        | 0                 |
| Jefferson        | 0            | 0           | 0           | 0          | 0            | 0        | 0        | 0                 |
| Lafayette        | 0            | 0           | 0           | 0          | 0            | 0        | 0        | 0                 |
| Lake             | 0            | 0           | 0           | 0          | 0            | 0        | 0        | 0                 |
| Lee              | 0            | 0           | 0           | 0          | 0            | 0        | 0        | 0                 |
| Leon             | 0            | 0           | 0           | 0          | 0            | 0        | 0        | 0                 |
| Levy             | 0            | 0           | 0           | 0          | 0            | 0        | 0        | 0                 |
| Liberty          | 0            | 0           | 0           | 0          | 0            | 0        | 0        | 0                 |
| Madison          | 0            | 0           | 0           | 0          | 0            | 0        | 0        | 0                 |
| Manatee          | 0            | 0           | 0           | 0          | 0            | 0        | 0        | 0                 |
| Marion           | 0            | 0           | 0           | 0          | 0            | 0        | 0        | 0                 |
| Martin           | 0            | 0           | 0           | 0          | 0            | 0        | 0        | 0                 |
| Miami-Dade       | 49,562       | 0           | 0           | 35,909     | 0            | 13,653   | 0        | 0                 |
| Monroe           | 0            | 0           | 0           | 0          | 0            | 0        | 0        | 0                 |
| Nassau           | 0            | 0           | 0           | 0          | 0            | 0        | 0        | 0                 |
| Okaloosa         | 0            | 0           | 0           | 0          | 0            | 0        | 0        | 0                 |
| Okeechobee       | 0            | 0           | 0           | 0          | 0            | 0        | 0        | 0                 |
| Orange           | 0            | 0           | 0           | 0          | 0            | 0        | 0        | 0                 |
| Osceola          | 0            | 0           | 0           | 0          | 0            | 0        | 0        | 0                 |
| Other            | 0            | 0           | 0           | 0          | 0            | 0        | 0        | 0                 |
| Palm Beach       | 0            | 0           | 0           | 0          | 0            | 0        | 0        | 0                 |
| Pasco            | 0            | 0           | 0           | 0          | 0            | 0        | 0        | 0                 |
| Pinellas         | 0            | 0           | 0           | 0          | 0            | 0        | 0        | 0                 |
| Polk             | 0            | 0           | 0           | 0          | 0            | 0        | 0        | 0                 |
| Putnam           | 0            | 0           | 0           | 0          | 0            | 0        | 0        | 0                 |
| Santa Rosa       | 0            | 0           | 0           | 0          | 0            | 0        | 0        | 0                 |
| Sarasota         | 0            | 0           | 0           | 0          | 0            | 0        | 0        | 0                 |
| Seminole         | 0            | 0           | 0           | 0          | 0            | 0        | 0        | 0                 |
| St. Johns        | 0            | 0           | 0           | 0          | 0            | 0        | 0        | 0                 |
| St. Lucie        | 0            | 0           | 0           | 0          | 0            | 0        | 0        | 0                 |
| Sumter           | 0            | 0           | 0           | 0          | 0            | 0        | 0        | 0                 |
| Suwannee         | 0            | 0           | 0           | 0          | 0            | 0        | 0        | 0                 |
| Taylor           | 0            | 0           | 0           | 0          | 0            | 0        | 0        | 0                 |
| Union            | 0            | 0           | 0           | 0          | 0            | 0        | 0        | 0                 |
| Volusia          | 0            | 0           | 0           | 0          | 0            | 0        | 0        | 0                 |
| Wakulla          | 0            | 0           | 0           | 0          | 0            | 0        | 0        | 0                 |
| Walton           | 0            | 0           | 0           | 0          | 0            | 0        | 0        | 0                 |
| Washington       | 0            | 0           | 0           | 0          | 0            | 0        | 0        | 0                 |
| Total Enrollment | 57,399       | 0           | 0           | 41,279     | 0            | 16,120   | 0        | 0                 |

# Managed Care Enrollment by County by Market Segment by Company 2Q2005

QUALITY HEALTH PLANS, INC.

NAIC Company Code

11519

|                  | COUNTY TOTAL | SMALL GROUP | LARGE GROUP | INDIVIDUAL | HEALTHY KIDS | MEDICAID | MEDICARE | FEDERAL EMPLOYEES |
|------------------|--------------|-------------|-------------|------------|--------------|----------|----------|-------------------|
| Alachua          | 0            | 0           | 0           | 0          | 0            | 0        | 0        | 0                 |
| Baker            | 0            | 0           | 0           | 0          | 0            | 0        | 0        | 0                 |
| Bay              | 0            | 0           | 0           | 0          | 0            | 0        | 0        | 0                 |
| Bradford         | 0            | 0           | 0           | 0          | 0            | 0        | 0        | 0                 |
| Brevard          | 0            | 0           | 0           | 0          | 0            | 0        | 0        | 0                 |
| Broward          | 0            | 0           | 0           | 0          | 0            | 0        | 0        | 0                 |
| Calhoun          | 0            | 0           | 0           | 0          | 0            | 0        | 0        | 0                 |
| Charlotte        | 0            | 0           | 0           | 0          | 0            | 0        | 0        | 0                 |
| Citrus           | 0            | 0           | 0           | 0          | 0            | 0        | 0        | 0                 |
| Clay             | 0            | 0           | 0           | 0          | 0            | 0        | 0        | 0                 |
| Collier          | 0            | 0           | 0           | 0          | 0            | 0        | 0        | 0                 |
| Columbia         | 0            | 0           | 0           | 0          | 0            | 0        | 0        | 0                 |
| De Soto          | 0            | 0           | 0           | 0          | 0            | 0        | 0        | 0                 |
| Dixie            | 0            | 0           | 0           | 0          | 0            | 0        | 0        | 0                 |
| Duval            | 0            | 0           | 0           | 0          | 0            | 0        | 0        | 0                 |
| Escambia         | 0            | 0           | 0           | 0          | 0            | 0        | 0        | 0                 |
| Flagler          | 0            | 0           | 0           | 0          | 0            | 0        | 0        | 0                 |
| Franklin         | 0            | 0           | 0           | 0          | 0            | 0        | 0        | 0                 |
| Gadsden          | 0            | 0           | 0           | 0          | 0            | 0        | 0        | 0                 |
| Gilchrist        | 0            | 0           | 0           | 0          | 0            | 0        | 0        | 0                 |
| Glades           | 0            | 0           | 0           | 0          | 0            | 0        | 0        | 0                 |
| Gulf             | 0            | 0           | 0           | 0          | 0            | 0        | 0        | 0                 |
| Hamilton         | 0            | 0           | 0           | 0          | 0            | 0        | 0        | 0                 |
| Hardee           | 0            | 0           | 0           | 0          | 0            | 0        | 0        | 0                 |
| Hendry           | 0            | 0           | 0           | 0          | 0            | 0        | 0        | 0                 |
| Hernando         | 778          | 0           | 0           | 0          | 0            | 0        | 778      | 0                 |
| Highlands        | 0            | 0           | 0           | 0          | 0            | 0        | 0        | 0                 |
| Hillsborough     | 0            | 0           | 0           | 0          | 0            | 0        | 0        | 0                 |
| Holmes           | 0            | 0           | 0           | 0          | 0            | 0        | 0        | 0                 |
| Indian River     | 0            | 0           | 0           | 0          | 0            | 0        | 0        | 0                 |
| Jackson          | 0            | 0           | 0           | 0          | 0            | 0        | 0        | 0                 |
| Jefferson        | 0            | 0           | 0           | 0          | 0            | 0        | 0        | 0                 |
| Lafayette        | 0            | 0           | 0           | 0          | 0            | 0        | 0        | 0                 |
| Lake             | 0            | 0           | 0           | 0          | 0            | 0        | 0        | 0                 |
| Lee              | 0            | 0           | 0           | 0          | 0            | 0        | 0        | 0                 |
| Leon             | 0            | 0           | 0           | 0          | 0            | 0        | 0        | 0                 |
| Levy             | 0            | 0           | 0           | 0          | 0            | 0        | 0        | 0                 |
| Liberty          | 0            | 0           | 0           | 0          | 0            | 0        | 0        | 0                 |
| Madison          | 0            | 0           | 0           | 0          | 0            | 0        | 0        | 0                 |
| Manatee          | 0            | 0           | 0           | 0          | 0            | 0        | 0        | 0                 |
| Marion           | 0            | 0           | 0           | 0          | 0            | 0        | 0        | 0                 |
| Martin           | 0            | 0           | 0           | 0          | 0            | 0        | 0        | 0                 |
| Miami-Dade       | 0            | 0           | 0           | 0          | 0            | 0        | 0        | 0                 |
| Monroe           | 0            | 0           | 0           | 0          | 0            | 0        | 0        | 0                 |
| Nassau           | 0            | 0           | 0           | 0          | 0            | 0        | 0        | 0                 |
| Okaloosa         | 0            | 0           | 0           | 0          | 0            | 0        | 0        | 0                 |
| Okeechobee       | 0            | 0           | 0           | 0          | 0            | 0        | 0        | 0                 |
| Orange           | 0            | 0           | 0           | 0          | 0            | 0        | 0        | 0                 |
| Osceola          | 0            | 0           | 0           | 0          | 0            | 0        | 0        | 0                 |
| Other            | 0            | 0           | 0           | 0          | 0            | 0        | 0        | 0                 |
| Palm Beach       | 0            | 0           | 0           | 0          | 0            | 0        | 0        | 0                 |
| Pasco            | 772          | 0           | 0           | 0          | 0            | 0        | 772      | 0                 |
| Pinellas         | 0            | 0           | 0           | 0          | 0            | 0        | 0        | 0                 |
| Polk             | 3,337        | 0           | 0           | 0          | 0            | 0        | 3,337    | 0                 |
| Putnam           | 0            | 0           | 0           | 0          | 0            | 0        | 0        | 0                 |
| Santa Rosa       | 0            | 0           | 0           | 0          | 0            | 0        | 0        | 0                 |
| Sarasota         | 0            | 0           | 0           | 0          | 0            | 0        | 0        | 0                 |
| Seminole         | 0            | 0           | 0           | 0          | 0            | 0        | 0        | 0                 |
| St. Johns        | 0            | 0           | 0           | 0          | 0            | 0        | 0        | 0                 |
| St. Lucie        | 0            | 0           | 0           | 0          | 0            | 0        | 0        | 0                 |
| Sumter           | 0            | 0           | 0           | 0          | 0            | 0        | 0        | 0                 |
| Suwannee         | 0            | 0           | 0           | 0          | 0            | 0        | 0        | 0                 |
| Taylor           | 0            | 0           | 0           | 0          | 0            | 0        | 0        | 0                 |
| Union            | 0            | 0           | 0           | 0          | 0            | 0        | 0        | 0                 |
| Volusia          | 0            | 0           | 0           | 0          | 0            | 0        | 0        | 0                 |
| Wakulla          | 0            | 0           | 0           | 0          | 0            | 0        | 0        | 0                 |
| Walton           | 0            | 0           | 0           | 0          | 0            | 0        | 0        | 0                 |
| Washington       | 0            | 0           | 0           | 0          | 0            | 0        | 0        | 0                 |
| Total Enrollment | 4,887        | 0           | 0           | 0          | 0            | 0        | 4,887    | 0                 |

# Managed Care Enrollment by County by Market Segment by Company 2Q2005

THE PUBLIC HEALTH TRUST OF DADE COUNTY

NAIC Company Code

95126

|                  | COUNTY TOTAL | SMALL GROUP | LARGE GROUP | INDIVIDUAL | HEALTHY KIDS | MEDICAID | MEDICARE | FEDERAL EMPLOYEES |
|------------------|--------------|-------------|-------------|------------|--------------|----------|----------|-------------------|
| Alachua          | 0            | 0           | 0           | 0          | 0            | 0        | 0        | 0                 |
| Baker            | 0            | 0           | 0           | 0          | 0            | 0        | 0        | 0                 |
| Bay              | 0            | 0           | 0           | 0          | 0            | 0        | 0        | 0                 |
| Bradford         | 0            | 0           | 0           | 0          | 0            | 0        | 0        | 0                 |
| Brevard          | 0            | 0           | 0           | 0          | 0            | 0        | 0        | 0                 |
| Broward          | 0            | 0           | 0           | 0          | 0            | 0        | 0        | 0                 |
| Calhoun          | 0            | 0           | 0           | 0          | 0            | 0        | 0        | 0                 |
| Charlotte        | 0            | 0           | 0           | 0          | 0            | 0        | 0        | 0                 |
| Citrus           | 0            | 0           | 0           | 0          | 0            | 0        | 0        | 0                 |
| Clay             | 0            | 0           | 0           | 0          | 0            | 0        | 0        | 0                 |
| Collier          | 0            | 0           | 0           | 0          | 0            | 0        | 0        | 0                 |
| Columbia         | 0            | 0           | 0           | 0          | 0            | 0        | 0        | 0                 |
| De Soto          | 0            | 0           | 0           | 0          | 0            | 0        | 0        | 0                 |
| Dixie            | 0            | 0           | 0           | 0          | 0            | 0        | 0        | 0                 |
| Duval            | 0            | 0           | 0           | 0          | 0            | 0        | 0        | 0                 |
| Escambia         | 0            | 0           | 0           | 0          | 0            | 0        | 0        | 0                 |
| Flagler          | 0            | 0           | 0           | 0          | 0            | 0        | 0        | 0                 |
| Franklin         | 0            | 0           | 0           | 0          | 0            | 0        | 0        | 0                 |
| Gadsden          | 0            | 0           | 0           | 0          | 0            | 0        | 0        | 0                 |
| Gilchrist        | 0            | 0           | 0           | 0          | 0            | 0        | 0        | 0                 |
| Glades           | 0            | 0           | 0           | 0          | 0            | 0        | 0        | 0                 |
| Gulf             | 0            | 0           | 0           | 0          | 0            | 0        | 0        | 0                 |
| Hamilton         | 0            | 0           | 0           | 0          | 0            | 0        | 0        | 0                 |
| Hardee           | 0            | 0           | 0           | 0          | 0            | 0        | 0        | 0                 |
| Hendry           | 0            | 0           | 0           | 0          | 0            | 0        | 0        | 0                 |
| Hernando         | 0            | 0           | 0           | 0          | 0            | 0        | 0        | 0                 |
| Highlands        | 0            | 0           | 0           | 0          | 0            | 0        | 0        | 0                 |
| Hillsborough     | 0            | 0           | 0           | 0          | 0            | 0        | 0        | 0                 |
| Holmes           | 0            | 0           | 0           | 0          | 0            | 0        | 0        | 0                 |
| Indian River     | 0            | 0           | 0           | 0          | 0            | 0        | 0        | 0                 |
| Jackson          | 0            | 0           | 0           | 0          | 0            | 0        | 0        | 0                 |
| Jefferson        | 0            | 0           | 0           | 0          | 0            | 0        | 0        | 0                 |
| Lafayette        | 0            | 0           | 0           | 0          | 0            | 0        | 0        | 0                 |
| Lake             | 0            | 0           | 0           | 0          | 0            | 0        | 0        | 0                 |
| Lee              | 0            | 0           | 0           | 0          | 0            | 0        | 0        | 0                 |
| Leon             | 0            | 0           | 0           | 0          | 0            | 0        | 0        | 0                 |
| Levy             | 0            | 0           | 0           | 0          | 0            | 0        | 0        | 0                 |
| Liberty          | 0            | 0           | 0           | 0          | 0            | 0        | 0        | 0                 |
| Madison          | 0            | 0           | 0           | 0          | 0            | 0        | 0        | 0                 |
| Manatee          | 0            | 0           | 0           | 0          | 0            | 0        | 0        | 0                 |
| Marion           | 0            | 0           | 0           | 0          | 0            | 0        | 0        | 0                 |
| Martin           | 0            | 0           | 0           | 0          | 0            | 0        | 0        | 0                 |
| Miami-Dade       | 26,229       | 14          | 11,836      | 65         | 0            | 14,314   | 0        | 0                 |
| Monroe           | 0            | 0           | 0           | 0          | 0            | 0        | 0        | 0                 |
| Nassau           | 0            | 0           | 0           | 0          | 0            | 0        | 0        | 0                 |
| Okaloosa         | 0            | 0           | 0           | 0          | 0            | 0        | 0        | 0                 |
| Okeechobee       | 0            | 0           | 0           | 0          | 0            | 0        | 0        | 0                 |
| Orange           | 0            | 0           | 0           | 0          | 0            | 0        | 0        | 0                 |
| Osceola          | 0            | 0           | 0           | 0          | 0            | 0        | 0        | 0                 |
| Other            | 0            | 0           | 0           | 0          | 0            | 0        | 0        | 0                 |
| Palm Beach       | 0            | 0           | 0           | 0          | 0            | 0        | 0        | 0                 |
| Pasco            | 0            | 0           | 0           | 0          | 0            | 0        | 0        | 0                 |
| Pinellas         | 0            | 0           | 0           | 0          | 0            | 0        | 0        | 0                 |
| Polk             | 0            | 0           | 0           | 0          | 0            | 0        | 0        | 0                 |
| Putnam           | 0            | 0           | 0           | 0          | 0            | 0        | 0        | 0                 |
| Santa Rosa       | 0            | 0           | 0           | 0          | 0            | 0        | 0        | 0                 |
| Sarasota         | 0            | 0           | 0           | 0          | 0            | 0        | 0        | 0                 |
| Seminole         | 0            | 0           | 0           | 0          | 0            | 0        | 0        | 0                 |
| St. Johns        | 0            | 0           | 0           | 0          | 0            | 0        | 0        | 0                 |
| St. Lucie        | 0            | 0           | 0           | 0          | 0            | 0        | 0        | 0                 |
| Sumter           | 0            | 0           | 0           | 0          | 0            | 0        | 0        | 0                 |
| Suwannee         | 0            | 0           | 0           | 0          | 0            | 0        | 0        | 0                 |
| Taylor           | 0            | 0           | 0           | 0          | 0            | 0        | 0        | 0                 |
| Union            | 0            | 0           | 0           | 0          | 0            | 0        | 0        | 0                 |
| Volusia          | 0            | 0           | 0           | 0          | 0            | 0        | 0        | 0                 |
| Wakulla          | 0            | 0           | 0           | 0          | 0            | 0        | 0        | 0                 |
| Walton           | 0            | 0           | 0           | 0          | 0            | 0        | 0        | 0                 |
| Washington       | 0            | 0           | 0           | 0          | 0            | 0        | 0        | 0                 |
| Total Enrollment | 26,229       | 14          | 11,836      | 65         | 0            | 14,314   | 0        | 0                 |

# Managed Care Enrollment by County by Market Segment by Company 2Q2005

TOTAL HEALTH CHOICE, INC.

NAIC Company Code

95134

|                  | COUNTY TOTAL | SMALL GROUP | LARGE GROUP | INDIVIDUAL | HEALTHY KIDS | MEDICAID | MEDICARE | FEDERAL EMPLOYEES |
|------------------|--------------|-------------|-------------|------------|--------------|----------|----------|-------------------|
| Alachua          | 0            | 0           | 0           | 0          | 0            | 0        | 0        | 0                 |
| Baker            | 0            | 0           | 0           | 0          | 0            | 0        | 0        | 0                 |
| Bay              | 0            | 0           | 0           | 0          | 0            | 0        | 0        | 0                 |
| Bradford         | 0            | 0           | 0           | 0          | 0            | 0        | 0        | 0                 |
| Brevard          | 0            | 0           | 0           | 0          | 0            | 0        | 0        | 0                 |
| Broward          | 4,859        | 617         | 479         | 3,654      | 0            | 0        | 0        | 109               |
| Calhoun          | 0            | 0           | 0           | 0          | 0            | 0        | 0        | 0                 |
| Charlotte        | 0            | 0           | 0           | 0          | 0            | 0        | 0        | 0                 |
| Citrus           | 0            | 0           | 0           | 0          | 0            | 0        | 0        | 0                 |
| Clay             | 0            | 0           | 0           | 0          | 0            | 0        | 0        | 0                 |
| Collier          | 0            | 0           | 0           | 0          | 0            | 0        | 0        | 0                 |
| Columbia         | 0            | 0           | 0           | 0          | 0            | 0        | 0        | 0                 |
| De Soto          | 0            | 0           | 0           | 0          | 0            | 0        | 0        | 0                 |
| Dixie            | 0            | 0           | 0           | 0          | 0            | 0        | 0        | 0                 |
| Duval            | 0            | 0           | 0           | 0          | 0            | 0        | 0        | 0                 |
| Escambia         | 0            | 0           | 0           | 0          | 0            | 0        | 0        | 0                 |
| Flagler          | 0            | 0           | 0           | 0          | 0            | 0        | 0        | 0                 |
| Franklin         | 0            | 0           | 0           | 0          | 0            | 0        | 0        | 0                 |
| Gadsden          | 0            | 0           | 0           | 0          | 0            | 0        | 0        | 0                 |
| Gilchrist        | 0            | 0           | 0           | 0          | 0            | 0        | 0        | 0                 |
| Glades           | 0            | 0           | 0           | 0          | 0            | 0        | 0        | 0                 |
| Gulf             | 0            | 0           | 0           | 0          | 0            | 0        | 0        | 0                 |
| Hamilton         | 0            | 0           | 0           | 0          | 0            | 0        | 0        | 0                 |
| Hardee           | 0            | 0           | 0           | 0          | 0            | 0        | 0        | 0                 |
| Hendry           | 0            | 0           | 0           | 0          | 0            | 0        | 0        | 0                 |
| Hernando         | 0            | 0           | 0           | 0          | 0            | 0        | 0        | 0                 |
| Highlands        | 0            | 0           | 0           | 0          | 0            | 0        | 0        | 0                 |
| Hillsborough     | 0            | 0           | 0           | 0          | 0            | 0        | 0        | 0                 |
| Holmes           | 0            | 0           | 0           | 0          | 0            | 0        | 0        | 0                 |
| Indian River     | 0            | 0           | 0           | 0          | 0            | 0        | 0        | 0                 |
| Jackson          | 0            | 0           | 0           | 0          | 0            | 0        | 0        | 0                 |
| Jefferson        | 0            | 0           | 0           | 0          | 0            | 0        | 0        | 0                 |
| Lafayette        | 0            | 0           | 0           | 0          | 0            | 0        | 0        | 0                 |
| Lake             | 0            | 0           | 0           | 0          | 0            | 0        | 0        | 0                 |
| Lee              | 0            | 0           | 0           | 0          | 0            | 0        | 0        | 0                 |
| Leon             | 0            | 0           | 0           | 0          | 0            | 0        | 0        | 0                 |
| Levy             | 0            | 0           | 0           | 0          | 0            | 0        | 0        | 0                 |
| Liberty          | 0            | 0           | 0           | 0          | 0            | 0        | 0        | 0                 |
| Madison          | 0            | 0           | 0           | 0          | 0            | 0        | 0        | 0                 |
| Manatee          | 0            | 0           | 0           | 0          | 0            | 0        | 0        | 0                 |
| Marion           | 0            | 0           | 0           | 0          | 0            | 0        | 0        | 0                 |
| Martin           | 0            | 0           | 0           | 0          | 0            | 0        | 0        | 0                 |
| Miami-Dade       | 7,507        | 225         | 1,540       | 5,589      | 0            | 0        | 0        | 153               |
| Monroe           | 0            | 0           | 0           | 0          | 0            | 0        | 0        | 0                 |
| Nassau           | 0            | 0           | 0           | 0          | 0            | 0        | 0        | 0                 |
| Okaloosa         | 0            | 0           | 0           | 0          | 0            | 0        | 0        | 0                 |
| Okeechobee       | 0            | 0           | 0           | 0          | 0            | 0        | 0        | 0                 |
| Orange           | 0            | 0           | 0           | 0          | 0            | 0        | 0        | 0                 |
| Osceola          | 0            | 0           | 0           | 0          | 0            | 0        | 0        | 0                 |
| Other            | 29           | 1           | 2           | 17         | 0            | 0        | 0        | 9                 |
| Palm Beach       | 988          | 76          | 38          | 789        | 0            | 0        | 0        | 85                |
| Pasco            | 0            | 0           | 0           | 0          | 0            | 0        | 0        | 0                 |
| Pinellas         | 0            | 0           | 0           | 0          | 0            | 0        | 0        | 0                 |
| Polk             | 0            | 0           | 0           | 0          | 0            | 0        | 0        | 0                 |
| Putnam           | 0            | 0           | 0           | 0          | 0            | 0        | 0        | 0                 |
| Santa Rosa       | 0            | 0           | 0           | 0          | 0            | 0        | 0        | 0                 |
| Sarasota         | 0            | 0           | 0           | 0          | 0            | 0        | 0        | 0                 |
| Seminole         | 0            | 0           | 0           | 0          | 0            | 0        | 0        | 0                 |
| St. Johns        | 0            | 0           | 0           | 0          | 0            | 0        | 0        | 0                 |
| St. Lucie        | 0            | 0           | 0           | 0          | 0            | 0        | 0        | 0                 |
| Sumter           | 0            | 0           | 0           | 0          | 0            | 0        | 0        | 0                 |
| Suwannee         | 0            | 0           | 0           | 0          | 0            | 0        | 0        | 0                 |
| Taylor           | 0            | 0           | 0           | 0          | 0            | 0        | 0        | 0                 |
| Union            | 0            | 0           | 0           | 0          | 0            | 0        | 0        | 0                 |
| Volusia          | 0            | 0           | 0           | 0          | 0            | 0        | 0        | 0                 |
| Wakulla          | 0            | 0           | 0           | 0          | 0            | 0        | 0        | 0                 |
| Walton           | 0            | 0           | 0           | 0          | 0            | 0        | 0        | 0                 |
| Washington       | 0            | 0           | 0           | 0          | 0            | 0        | 0        | 0                 |
| Total Enrollment | 13,383       | 919         | 2,059       | 10,049     | 0            | 0        | 0        | 356               |

# Managed Care Enrollment by County by Market Segment by Company 2Q2005

UNITED HEALTHCARE OF FLORIDA, INC.

NAIC Company Code

95264

|                  | COUNTY TOTAL | SMALL GROUP | LARGE GROUP | INDIVIDUAL | HEALTHY KIDS | MEDICAID | MEDICARE | FEDERAL EMPLOYEES |
|------------------|--------------|-------------|-------------|------------|--------------|----------|----------|-------------------|
| Alachua          | 252          | 59          | 179         | 14         | 0            | 0        | 0        | 0                 |
| Baker            | 79           | 18          | 61          | 0          | 0            | 0        | 0        | 0                 |
| Bay              | 0            | 0           | 0           | 0          | 0            | 0        | 0        | 0                 |
| Bradford         | 42           | 0           | 42          | 0          | 0            | 0        | 0        | 0                 |
| Brevard          | 3,440        | 605         | 1,968       | 50         | 0            | 817      | 0        | 0                 |
| Broward          | 34,772       | 6,311       | 20,001      | 473        | 3,212        | 4,662    | 113      | 0                 |
| Calhoun          | 0            | 0           | 0           | 0          | 0            | 0        | 0        | 0                 |
| Charlotte        | 3,656        | 252         | 375         | 14         | 0            | 0        | 3,015    | 0                 |
| Citrus           | 357          | 45          | 301         | 11         | 0            | 0        | 0        | 0                 |
| Clay             | 1,300        | 126         | 1,168       | 4          | 2            | 0        | 0        | 0                 |
| Collier          | 748          | 159         | 579         | 10         | 0            | 0        | 0        | 0                 |
| Columbia         | 88           | 7           | 79          | 2          | 0            | 0        | 0        | 0                 |
| De Soto          | 78           | 39          | 38          | 0          | 0            | 0        | 1        | 0                 |
| Dixie            | 0            | 0           | 0           | 0          | 0            | 0        | 0        | 0                 |
| Duval            | 7,649        | 946         | 3,298       | 30         | 3,294        | 81       | 0        | 0                 |
| Escambia         | 857          | 522         | 332         | 3          | 0            | 0        | 0        | 0                 |
| Flagler          | 807          | 135         | 650         | 8          | 0            | 14       | 0        | 0                 |
| Franklin         | 0            | 0           | 0           | 0          | 0            | 0        | 0        | 0                 |
| Gadsden          | 0            | 0           | 0           | 0          | 0            | 0        | 0        | 0                 |
| Gilchrist        | 0            | 0           | 0           | 0          | 0            | 0        | 0        | 0                 |
| Glades           | 34           | 4           | 30          | 0          | 0            | 0        | 0        | 0                 |
| Gulf             | 0            | 0           | 0           | 0          | 0            | 0        | 0        | 0                 |
| Hamilton         | 1            | 0           | 0           | 1          | 0            | 0        | 0        | 0                 |
| Hardee           | 65           | 39          | 26          | 0          | 0            | 0        | 0        | 0                 |
| Hendry           | 230          | 49          | 181         | 0          | 0            | 0        | 0        | 0                 |
| Hernando         | 1,850        | 420         | 751         | 21         | 0            | 0        | 658      | 0                 |
| Highlands        | 1,346        | 135         | 231         | 10         | 0            | 970      | 0        | 0                 |
| Hillsborough     | 33,289       | 6,449       | 14,222      | 223        | 1            | 3,434    | 8,960    | 0                 |
| Holmes           | 0            | 0           | 0           | 0          | 0            | 0        | 0        | 0                 |
| Indian River     | 101          | 26          | 74          | 1          | 0            | 0        | 0        | 0                 |
| Jackson          | 0            | 0           | 0           | 0          | 0            | 0        | 0        | 0                 |
| Jefferson        | 0            | 0           | 0           | 0          | 0            | 0        | 0        | 0                 |
| Lafayette        | 0            | 0           | 0           | 0          | 0            | 0        | 0        | 0                 |
| Lake             | 12,395       | 888         | 4,708       | 33         | 0            | 6,766    | 0        | 0                 |
| Lee              | 11,733       | 1,644       | 3,303       | 48         | 1            | 0        | 6,737    | 0                 |
| Leon             | 178          | 14          | 164         | 0          | 0            | 0        | 0        | 0                 |
| Levy             | 0            | 0           | 0           | 0          | 0            | 0        | 0        | 0                 |
| Liberty          | 0            | 0           | 0           | 0          | 0            | 0        | 0        | 0                 |
| Madison          | 0            | 0           | 0           | 0          | 0            | 0        | 0        | 0                 |
| Manatee          | 2,883        | 576         | 1,191       | 25         | 0            | 34       | 1,057    | 0                 |
| Marion           | 878          | 108         | 759         | 11         | 0            | 0        | 0        | 0                 |
| Martin           | 765          | 155         | 605         | 5          | 0            | 0        | 0        | 0                 |
| Miami-Dade       | 103,760      | 8,125       | 64,433      | 500        | 4,709        | 17,503   | 8,490    | 0                 |
| Monroe           | 147          | 42          | 105         | 0          | 0            | 0        | 0        | 0                 |
| Nassau           | 206          | 93          | 110         | 1          | 2            | 0        | 0        | 0                 |
| Okaloosa         | 36           | 22          | 14          | 0          | 0            | 0        | 0        | 0                 |
| Okeechobee       | 116          | 33          | 79          | 3          | 0            | 1        | 0        | 0                 |
| Orange           | 53,975       | 9,278       | 36,085      | 335        | 2            | 8,275    | 0        | 0                 |
| Osceola          | 9,339        | 1,231       | 5,038       | 29         | 0            | 3,041    | 0        | 0                 |
| Other            | 0            | 0           | 0           | 0          | 0            | 0        | 0        | 0                 |
| Palm Beach       | 44,832       | 7,118       | 33,588      | 604        | 0            | 3,497    | 25       | 0                 |
| Pasco            | 12,914       | 2,017       | 3,479       | 60         | 0            | 271      | 7,087    | 0                 |
| Pinellas         | 34,973       | 6,537       | 12,407      | 276        | 0            | 2,362    | 13,391   | 0                 |
| Polk             | 10,943       | 3,041       | 5,965       | 64         | 0            | 272      | 1,601    | 0                 |
| Putnam           | 217          | 30          | 186         | 0          | 1            | 0        | 0        | 0                 |
| Santa Rosa       | 503          | 405         | 91          | 7          | 0            | 0        | 0        | 0                 |
| Sarasota         | 3,065        | 225         | 1,000       | 8          | 0            | 0        | 1,832    | 0                 |
| Seminole         | 22,983       | 4,857       | 13,591      | 173        | 0            | 4,362    | 0        | 0                 |
| St. Johns        | 1,961        | 775         | 499         | 28         | 659          | 0        | 0        | 0                 |
| St. Lucie        | 548          | 68          | 478         | 2          | 0            | 0        | 0        | 0                 |
| Sumter           | 289          | 54          | 234         | 1          | 0            | 0        | 0        | 0                 |
| Suwannee         | 39           | 7           | 30          | 2          | 0            | 0        | 0        | 0                 |
| Taylor           | 0            | 0           | 0           | 0          | 0            | 0        | 0        | 0                 |
| Union            | 6            | 5           | 1           | 0          | 0            | 0        | 0        | 0                 |
| Volusia          | 20,570       | 1,413       | 7,332       | 56         | 0            | 11,769   | 0        | 0                 |
| Wakulla          | 0            | 0           | 0           | 0          | 0            | 0        | 0        | 0                 |
| Walton           | 5            | 1           | 4           | 0          | 0            | 0        | 0        | 0                 |
| Washington       | 0            | 0           | 0           | 0          | 0            | 0        | 0        | 0                 |
| Total Enrollment | 441,300      | 65,108      | 240,065     | 3,146      | 11,883       | 68,131   | 52,967   | 0                 |

# Managed Care Enrollment by County by Market Segment by Company 2Q2005

UNIVERSAL HEALTH CARE, INC.

NAIC Company Code

11574

|                  | COUNTY TOTAL | SMALL GROUP | LARGE GROUP | INDIVIDUAL | HEALTHY KIDS | MEDICAID | MEDICARE | FEDERAL EMPLOYEES |
|------------------|--------------|-------------|-------------|------------|--------------|----------|----------|-------------------|
| Alachua          | 0            | 0           | 0           | 0          | 0            | 0        | 0        | 0                 |
| Baker            | 0            | 0           | 0           | 0          | 0            | 0        | 0        | 0                 |
| Bay              | 0            | 0           | 0           | 0          | 0            | 0        | 0        | 0                 |
| Bradford         | 0            | 0           | 0           | 0          | 0            | 0        | 0        | 0                 |
| Brevard          | 0            | 0           | 0           | 0          | 0            | 0        | 0        | 0                 |
| Broward          | 0            | 0           | 0           | 0          | 0            | 0        | 0        | 0                 |
| Calhoun          | 0            | 0           | 0           | 0          | 0            | 0        | 0        | 0                 |
| Charlotte        | 0            | 0           | 0           | 0          | 0            | 0        | 0        | 0                 |
| Citrus           | 0            | 0           | 0           | 0          | 0            | 0        | 0        | 0                 |
| Clay             | 0            | 0           | 0           | 0          | 0            | 0        | 0        | 0                 |
| Collier          | 0            | 0           | 0           | 0          | 0            | 0        | 0        | 0                 |
| Columbia         | 0            | 0           | 0           | 0          | 0            | 0        | 0        | 0                 |
| De Soto          | 0            | 0           | 0           | 0          | 0            | 0        | 0        | 0                 |
| Dixie            | 0            | 0           | 0           | 0          | 0            | 0        | 0        | 0                 |
| Duval            | 0            | 0           | 0           | 0          | 0            | 0        | 0        | 0                 |
| Escambia         | 0            | 0           | 0           | 0          | 0            | 0        | 0        | 0                 |
| Flagler          | 0            | 0           | 0           | 0          | 0            | 0        | 0        | 0                 |
| Franklin         | 0            | 0           | 0           | 0          | 0            | 0        | 0        | 0                 |
| Gadsden          | 243          | 0           | 0           | 0          | 0            | 0        | 243      | 0                 |
| Gilchrist        | 0            | 0           | 0           | 0          | 0            | 0        | 0        | 0                 |
| Glades           | 0            | 0           | 0           | 0          | 0            | 0        | 0        | 0                 |
| Gulf             | 0            | 0           | 0           | 0          | 0            | 0        | 0        | 0                 |
| Hamilton         | 0            | 0           | 0           | 0          | 0            | 0        | 0        | 0                 |
| Hardee           | 0            | 0           | 0           | 0          | 0            | 0        | 0        | 0                 |
| Hendry           | 0            | 0           | 0           | 0          | 0            | 0        | 0        | 0                 |
| Hernando         | 3,037        | 0           | 0           | 4          | 30           | 0        | 3,003    | 0                 |
| Highlands        | 0            | 0           | 0           | 0          | 0            | 0        | 0        | 0                 |
| Hillsborough     | 1            | 0           | 0           | 0          | 0            | 0        | 1        | 0                 |
| Holmes           | 0            | 0           | 0           | 0          | 0            | 0        | 0        | 0                 |
| Indian River     | 0            | 0           | 0           | 0          | 0            | 0        | 0        | 0                 |
| Jackson          | 0            | 0           | 0           | 0          | 0            | 0        | 0        | 0                 |
| Jefferson        | 69           | 0           | 0           | 0          | 0            | 0        | 69       | 0                 |
| Lafayette        | 0            | 0           | 0           | 0          | 0            | 0        | 0        | 0                 |
| Lake             | 0            | 0           | 0           | 0          | 0            | 0        | 0        | 0                 |
| Lee              | 0            | 0           | 0           | 0          | 0            | 0        | 0        | 0                 |
| Leon             | 505          | 0           | 0           | 0          | 0            | 0        | 505      | 0                 |
| Levy             | 0            | 0           | 0           | 0          | 0            | 0        | 0        | 0                 |
| Liberty          | 0            | 0           | 0           | 0          | 0            | 0        | 0        | 0                 |
| Madison          | 0            | 0           | 0           | 0          | 0            | 0        | 0        | 0                 |
| Manatee          | 3,110        | 0           | 0           | 0          | 13           | 0        | 3,097    | 0                 |
| Marion           | 0            | 0           | 0           | 0          | 0            | 0        | 0        | 0                 |
| Martin           | 0            | 0           | 0           | 0          | 0            | 0        | 0        | 0                 |
| Miami-Dade       | 0            | 0           | 0           | 0          | 0            | 0        | 0        | 0                 |
| Monroe           | 0            | 0           | 0           | 0          | 0            | 0        | 0        | 0                 |
| Nassau           | 0            | 0           | 0           | 0          | 0            | 0        | 0        | 0                 |
| Okaloosa         | 0            | 0           | 0           | 0          | 0            | 0        | 0        | 0                 |
| Okeechobee       | 0            | 0           | 0           | 0          | 0            | 0        | 0        | 0                 |
| Orange           | 0            | 0           | 0           | 0          | 0            | 0        | 0        | 0                 |
| Osceola          | 0            | 0           | 0           | 0          | 0            | 0        | 0        | 0                 |
| Other            | 0            | 0           | 0           | 0          | 0            | 0        | 0        | 0                 |
| Palm Beach       | 0            | 0           | 0           | 0          | 0            | 0        | 0        | 0                 |
| Pasco            | 0            | 0           | 0           | 0          | 0            | 0        | 0        | 0                 |
| Pinellas         | 1            | 0           | 0           | 0          | 0            | 0        | 1        | 0                 |
| Polk             | 950          | 0           | 0           | 0          | 0            | 0        | 950      | 0                 |
| Putnam           | 0            | 0           | 0           | 0          | 0            | 0        | 0        | 0                 |
| Santa Rosa       | 0            | 0           | 0           | 0          | 0            | 0        | 0        | 0                 |
| Sarasota         | 2,869        | 0           | 0           | 6          | 33           | 0        | 2,830    | 0                 |
| Seminole         | 0            | 0           | 0           | 0          | 0            | 0        | 0        | 0                 |
| St. Johns        | 0            | 0           | 0           | 0          | 0            | 0        | 0        | 0                 |
| St. Lucie        | 0            | 0           | 0           | 0          | 0            | 0        | 0        | 0                 |
| Sumter           | 0            | 0           | 0           | 0          | 0            | 0        | 0        | 0                 |
| Suwannee         | 0            | 0           | 0           | 0          | 0            | 0        | 0        | 0                 |
| Taylor           | 0            | 0           | 0           | 0          | 0            | 0        | 0        | 0                 |
| Union            | 0            | 0           | 0           | 0          | 0            | 0        | 0        | 0                 |
| Volusia          | 0            | 0           | 0           | 0          | 0            | 0        | 0        | 0                 |
| Wakulla          | 95           | 0           | 0           | 0          | 0            | 0        | 95       | 0                 |
| Walton           | 0            | 0           | 0           | 0          | 0            | 0        | 0        | 0                 |
| Washington       | 0            | 0           | 0           | 0          | 0            | 0        | 0        | 0                 |
| Total Enrollment | 10,880       | 0           | 0           | 10         | 76           | 0        | 10,794   | 0                 |

# Managed Care Enrollment by County by Market Segment by Company 2Q2005

VISTA HEALTHPLAN OF SOUTH FLORIDA, INC.

NAIC Company Code

95266

|                  | COUNTY TOTAL | SMALL GROUP | LARGE GROUP | INDIVIDUAL | HEALTHY KIDS | MEDICAID | MEDICARE | FEDERAL EMPLOYEES |
|------------------|--------------|-------------|-------------|------------|--------------|----------|----------|-------------------|
| Alachua          | 0            | 0           | 0           | 0          | 0            | 0        | 0        | 0                 |
| Baker            | 0            | 0           | 0           | 0          | 0            | 0        | 0        | 0                 |
| Bay              | 0            | 0           | 0           | 0          | 0            | 0        | 0        | 0                 |
| Bradford         | 0            | 0           | 0           | 0          | 0            | 0        | 0        | 0                 |
| Brevard          | 0            | 0           | 0           | 0          | 0            | 0        | 0        | 0                 |
| Broward          | 21,386       | 198         | 3,482       | 12,535     | 0            | 0        | 4,154    | 1,017             |
| Calhoun          | 0            | 0           | 0           | 0          | 0            | 0        | 0        | 0                 |
| Charlotte        | 0            | 0           | 0           | 0          | 0            | 0        | 0        | 0                 |
| Citrus           | 0            | 0           | 0           | 0          | 0            | 0        | 0        | 0                 |
| Clay             | 0            | 0           | 0           | 0          | 0            | 0        | 0        | 0                 |
| Collier          | 0            | 0           | 0           | 0          | 0            | 0        | 0        | 0                 |
| Columbia         | 0            | 0           | 0           | 0          | 0            | 0        | 0        | 0                 |
| De Soto          | 0            | 0           | 0           | 0          | 0            | 0        | 0        | 0                 |
| Dixie            | 0            | 0           | 0           | 0          | 0            | 0        | 0        | 0                 |
| Duval            | 0            | 0           | 0           | 0          | 0            | 0        | 0        | 0                 |
| Escambia         | 0            | 0           | 0           | 0          | 0            | 0        | 0        | 0                 |
| Flagler          | 0            | 0           | 0           | 0          | 0            | 0        | 0        | 0                 |
| Franklin         | 0            | 0           | 0           | 0          | 0            | 0        | 0        | 0                 |
| Gadsden          | 0            | 0           | 0           | 0          | 0            | 0        | 0        | 0                 |
| Gilchrist        | 0            | 0           | 0           | 0          | 0            | 0        | 0        | 0                 |
| Glades           | 0            | 0           | 0           | 0          | 0            | 0        | 0        | 0                 |
| Gulf             | 0            | 0           | 0           | 0          | 0            | 0        | 0        | 0                 |
| Hamilton         | 0            | 0           | 0           | 0          | 0            | 0        | 0        | 0                 |
| Hardee           | 0            | 0           | 0           | 0          | 0            | 0        | 0        | 0                 |
| Hendry           | 0            | 0           | 0           | 0          | 0            | 0        | 0        | 0                 |
| Hernando         | 0            | 0           | 0           | 0          | 0            | 0        | 0        | 0                 |
| Highlands        | 0            | 0           | 0           | 0          | 0            | 0        | 0        | 0                 |
| Hillsborough     | 0            | 0           | 0           | 0          | 0            | 0        | 0        | 0                 |
| Holmes           | 0            | 0           | 0           | 0          | 0            | 0        | 0        | 0                 |
| Indian River     | 0            | 0           | 0           | 0          | 0            | 0        | 0        | 0                 |
| Jackson          | 0            | 0           | 0           | 0          | 0            | 0        | 0        | 0                 |
| Jefferson        | 0            | 0           | 0           | 0          | 0            | 0        | 0        | 0                 |
| Lafayette        | 0            | 0           | 0           | 0          | 0            | 0        | 0        | 0                 |
| Lake             | 0            | 0           | 0           | 0          | 0            | 0        | 0        | 0                 |
| Lee              | 0            | 0           | 0           | 0          | 0            | 0        | 0        | 0                 |
| Leon             | 0            | 0           | 0           | 0          | 0            | 0        | 0        | 0                 |
| Levy             | 0            | 0           | 0           | 0          | 0            | 0        | 0        | 0                 |
| Liberty          | 0            | 0           | 0           | 0          | 0            | 0        | 0        | 0                 |
| Madison          | 0            | 0           | 0           | 0          | 0            | 0        | 0        | 0                 |
| Manatee          | 0            | 0           | 0           | 0          | 0            | 0        | 0        | 0                 |
| Marion           | 0            | 0           | 0           | 0          | 0            | 0        | 0        | 0                 |
| Martin           | 182          | 8           | 121         | 49         | 0            | 0        | 0        | 4                 |
| Miami-Dade       | 44,606       | 178         | 3,036       | 12,817     | 0            | 14,349   | 13,037   | 1,189             |
| Monroe           | 0            | 0           | 0           | 0          | 0            | 0        | 0        | 0                 |
| Nassau           | 0            | 0           | 0           | 0          | 0            | 0        | 0        | 0                 |
| Okaloosa         | 0            | 0           | 0           | 0          | 0            | 0        | 0        | 0                 |
| Okeechobee       | 0            | 0           | 0           | 0          | 0            | 0        | 0        | 0                 |
| Orange           | 0            | 0           | 0           | 0          | 0            | 0        | 0        | 0                 |
| Osceola          | 0            | 0           | 0           | 0          | 0            | 0        | 0        | 0                 |
| Other            | 0            | 0           | 0           | 0          | 0            | 0        | 0        | 0                 |
| Palm Beach       | 5,167        | 69          | 1,736       | 2,855      | 0            | 0        | 0        | 507               |
| Pasco            | 0            | 0           | 0           | 0          | 0            | 0        | 0        | 0                 |
| Pinellas         | 0            | 0           | 0           | 0          | 0            | 0        | 0        | 0                 |
| Polk             | 0            | 0           | 0           | 0          | 0            | 0        | 0        | 0                 |
| Putnam           | 0            | 0           | 0           | 0          | 0            | 0        | 0        | 0                 |
| Santa Rosa       | 0            | 0           | 0           | 0          | 0            | 0        | 0        | 0                 |
| Sarasota         | 0            | 0           | 0           | 0          | 0            | 0        | 0        | 0                 |
| Seminole         | 0            | 0           | 0           | 0          | 0            | 0        | 0        | 0                 |
| St. Johns        | 0            | 0           | 0           | 0          | 0            | 0        | 0        | 0                 |
| St. Lucie        | 482          | 2           | 391         | 76         | 0            | 0        | 0        | 13                |
| Sumter           | 0            | 0           | 0           | 0          | 0            | 0        | 0        | 0                 |
| Suwannee         | 0            | 0           | 0           | 0          | 0            | 0        | 0        | 0                 |
| Taylor           | 0            | 0           | 0           | 0          | 0            | 0        | 0        | 0                 |
| Union            | 0            | 0           | 0           | 0          | 0            | 0        | 0        | 0                 |
| Volusia          | 0            | 0           | 0           | 0          | 0            | 0        | 0        | 0                 |
| Wakulla          | 0            | 0           | 0           | 0          | 0            | 0        | 0        | 0                 |
| Walton           | 0            | 0           | 0           | 0          | 0            | 0        | 0        | 0                 |
| Washington       | 0            | 0           | 0           | 0          | 0            | 0        | 0        | 0                 |
| Total Enrollment | 71,823       | 455         | 8,766       | 28,332     | 0            | 14,349   | 17,191   | 2,730             |

# Managed Care Enrollment by County by Market Segment by Company 2Q2005

VISTA HEALTHPLAN, INC.

NAIC Company Code

95114

|                  | COUNTY TOTAL | SMALL GROUP | LARGE GROUP | INDIVIDUAL | HEALTHY KIDS | MEDICAID | MEDICARE | FEDERAL EMPLOYEES |
|------------------|--------------|-------------|-------------|------------|--------------|----------|----------|-------------------|
| Alachua          | 2,346        | 250         | 647         | 0          | 1,286        | 0        | 0        | 163               |
| Baker            | 0            | 0           | 0           | 0          | 0            | 0        | 0        | 0                 |
| Bay              | 0            | 0           | 0           | 0          | 0            | 0        | 0        | 0                 |
| Bradford         | 0            | 0           | 0           | 0          | 0            | 0        | 0        | 0                 |
| Brevard          | 0            | 0           | 0           | 0          | 0            | 0        | 0        | 0                 |
| Broward          | 87,064       | 14,773      | 47,858      | 0          | 14,214       | 8,546    | 1,420    | 253               |
| Calhoun          | 1,042        | 303         | 602         | 0          | 137          | 0        | 0        | 0                 |
| Charlotte        | 0            | 0           | 0           | 0          | 0            | 0        | 0        | 0                 |
| Citrus           | 82           | 31          | 49          | 0          | 0            | 0        | 0        | 2                 |
| Clay             | 0            | 0           | 0           | 0          | 0            | 0        | 0        | 0                 |
| Collier          | 0            | 0           | 0           | 0          | 0            | 0        | 0        | 0                 |
| Columbia         | 646          | 27          | 41          | 0          | 546          | 0        | 0        | 32                |
| De Soto          | 0            | 0           | 0           | 0          | 0            | 0        | 0        | 0                 |
| Dixie            | 162          | 13          | 27          | 0          | 122          | 0        | 0        | 0                 |
| Duval            | 0            | 0           | 0           | 0          | 0            | 0        | 0        | 0                 |
| Escambia         | 5,906        | 1,680       | 4,226       | 0          | 0            | 0        | 0        | 0                 |
| Flagler          | 0            | 0           | 0           | 0          | 0            | 0        | 0        | 0                 |
| Franklin         | 818          | 432         | 215         | 0          | 170          | 0        | 0        | 1                 |
| Gadsden          | 4,568        | 320         | 2,149       | 0          | 314          | 1,750    | 0        | 35                |
| Gilchrist        | 294          | 31          | 31          | 0          | 224          | 0        | 0        | 8                 |
| Glades           | 9            | 2           | 7           | 0          | 0            | 0        | 0        | 0                 |
| Gulf             | 0            | 0           | 0           | 0          | 0            | 0        | 0        | 0                 |
| Hamilton         | 102          | 9           | 28          | 0          | 65           | 0        | 0        | 0                 |
| Hardee           | 0            | 0           | 0           | 0          | 0            | 0        | 0        | 0                 |
| Hendry           | 1,522        | 7           | 18          | 0          | 0            | 1,497    | 0        | 0                 |
| Hernando         | 0            | 0           | 0           | 0          | 0            | 0        | 0        | 0                 |
| Highlands        | 0            | 0           | 0           | 0          | 0            | 0        | 0        | 0                 |
| Hillsborough     | 0            | 0           | 0           | 0          | 0            | 0        | 0        | 0                 |
| Holmes           | 0            | 0           | 0           | 0          | 0            | 0        | 0        | 0                 |
| Indian River     | 0            | 0           | 0           | 0          | 0            | 0        | 0        | 0                 |
| Jackson          | 0            | 0           | 0           | 0          | 0            | 0        | 0        | 0                 |
| Jefferson        | 1,315        | 187         | 747         | 0          | 0            | 378      | 0        | 3                 |
| Lafayette        | 159          | 9           | 91          | 0          | 59           | 0        | 0        | 0                 |
| Lake             | 0            | 0           | 0           | 0          | 0            | 0        | 0        | 0                 |
| Lee              | 0            | 0           | 0           | 0          | 0            | 0        | 0        | 0                 |
| Leon             | 20,188       | 1,856       | 12,071      | 0          | 1,186        | 4,933    | 0        | 142               |
| Levy             | 671          | 85          | 87          | 0          | 479          | 0        | 0        | 20                |
| Liberty          | 1,221        | 136         | 883         | 0          | 79           | 115      | 0        | 8                 |
| Madison          | 1,874        | 278         | 1,000       | 0          | 0            | 590      | 0        | 6                 |
| Manatee          | 0            | 0           | 0           | 0          | 0            | 0        | 0        | 0                 |
| Marion           | 5,772        | 728         | 1,602       | 0          | 3,367        | 0        | 0        | 75                |
| Martin           | 0            | 0           | 0           | 0          | 0            | 0        | 0        | 0                 |
| Miami-Dade       | 53,768       | 7,875       | 27,356      | 0          | 12,199       | 4,783    | 1,364    | 191               |
| Monroe           | 0            | 0           | 0           | 0          | 0            | 0        | 0        | 0                 |
| Nassau           | 0            | 0           | 0           | 0          | 0            | 0        | 0        | 0                 |
| Okaloosa         | 0            | 0           | 0           | 0          | 0            | 0        | 0        | 0                 |
| Okeechobee       | 0            | 0           | 0           | 0          | 0            | 0        | 0        | 0                 |
| Orange           | 0            | 0           | 0           | 0          | 0            | 0        | 0        | 0                 |
| Osceola          | 0            | 0           | 0           | 0          | 0            | 0        | 0        | 0                 |
| Other            | 0            | 0           | 0           | 0          | 0            | 0        | 0        | 0                 |
| Palm Beach       | 28,261       | 5,618       | 7,182       | 0          | 7,404        | 5,316    | 2,593    | 148               |
| Pasco            | 0            | 0           | 0           | 0          | 0            | 0        | 0        | 0                 |
| Pinellas         | 0            | 0           | 0           | 0          | 0            | 0        | 0        | 0                 |
| Polk             | 0            | 0           | 0           | 0          | 0            | 0        | 0        | 0                 |
| Putnam           | 0            | 0           | 0           | 0          | 0            | 0        | 0        | 0                 |
| Santa Rosa       | 3,772        | 907         | 2,865       | 0          | 0            | 0        | 0        | 0                 |
| Sarasota         | 0            | 0           | 0           | 0          | 0            | 0        | 0        | 0                 |
| Seminole         | 0            | 0           | 0           | 0          | 0            | 0        | 0        | 0                 |
| St. Johns        | 0            | 0           | 0           | 0          | 0            | 0        | 0        | 0                 |
| St. Lucie        | 277          | 62          | 214         | 0          | 0            | 0        | 0        | 1                 |
| Sumter           | 0            | 0           | 0           | 0          | 0            | 0        | 0        | 0                 |
| Suwannee         | 525          | 26          | 64          | 0          | 419          | 0        | 0        | 16                |
| Taylor           | 98           | 18          | 80          | 0          | 0            | 0        | 0        | 0                 |
| Union            | 61           | 1           | 5           | 0          | 55           | 0        | 0        | 0                 |
| Volusia          | 0            | 0           | 0           | 0          | 0            | 0        | 0        | 0                 |
| Wakulla          | 2,028        | 299         | 1,193       | 0          | 0            | 501      | 0        | 35                |
| Walton           | 0            | 0           | 0           | 0          | 0            | 0        | 0        | 0                 |
| Washington       | 0            | 0           | 0           | 0          | 0            | 0        | 0        | 0                 |
| Total Enrollment | 224,551      | 35,963      | 111,338     | 0          | 42,325       | 28,409   | 5,377    | 1,139             |

# Managed Care Enrollment by County by Market Segment by Company 2Q2005

WELLCARE OF FLORIDA, INC.

NAIC Company Code

95081

|                  | COUNTY TOTAL | SMALL GROUP | LARGE GROUP | INDIVIDUAL | HEALTHY KIDS | MEDICAID | MEDICARE | FEDERAL EMPLOYEES |
|------------------|--------------|-------------|-------------|------------|--------------|----------|----------|-------------------|
| Alachua          | 0            | 0           | 0           | 0          | 0            | 0        | 0        | 0                 |
| Baker            | 0            | 0           | 0           | 0          | 0            | 0        | 0        | 0                 |
| Bay              | 0            | 0           | 0           | 0          | 0            | 0        | 0        | 0                 |
| Bradford         | 0            | 0           | 0           | 0          | 0            | 0        | 0        | 0                 |
| Brevard          | 17,001       | 0           | 0           | 0          | 4,742        | 11,868   | 391      | 0                 |
| Broward          | 27,956       | 0           | 0           | 0          | 7,089        | 20,527   | 340      | 0                 |
| Calhoun          | 0            | 0           | 0           | 0          | 0            | 0        | 0        | 0                 |
| Charlotte        | 1,699        | 0           | 0           | 0          | 1,699        | 0        | 0        | 0                 |
| Citrus           | 0            | 0           | 0           | 0          | 0            | 0        | 0        | 0                 |
| Clay             | 0            | 0           | 0           | 0          | 0            | 0        | 0        | 0                 |
| Collier          | 4,291        | 0           | 0           | 0          | 4,291        | 0        | 0        | 0                 |
| Columbia         | 0            | 0           | 0           | 0          | 0            | 0        | 0        | 0                 |
| De Soto          | 376          | 0           | 0           | 0          | 376          | 0        | 0        | 0                 |
| Dixie            | 0            | 0           | 0           | 0          | 0            | 0        | 0        | 0                 |
| Duval            | 493          | 0           | 0           | 0          | 0            | 0        | 493      | 0                 |
| Escambia         | 2,920        | 0           | 0           | 0          | 0            | 0        | 2,920    | 0                 |
| Flagler          | 0            | 0           | 0           | 0          | 0            | 0        | 0        | 0                 |
| Franklin         | 0            | 0           | 0           | 0          | 0            | 0        | 0        | 0                 |
| Gadsden          | 0            | 0           | 0           | 0          | 0            | 0        | 0        | 0                 |
| Gilchrist        | 0            | 0           | 0           | 0          | 0            | 0        | 0        | 0                 |
| Glades           | 0            | 0           | 0           | 0          | 0            | 0        | 0        | 0                 |
| Gulf             | 0            | 0           | 0           | 0          | 0            | 0        | 0        | 0                 |
| Hamilton         | 0            | 0           | 0           | 0          | 0            | 0        | 0        | 0                 |
| Hardee           | 0            | 0           | 0           | 0          | 0            | 0        | 0        | 0                 |
| Hendry           | 0            | 0           | 0           | 0          | 0            | 0        | 0        | 0                 |
| Hernando         | 16,495       | 0           | 0           | 0          | 1,948        | 8,256    | 6,291    | 0                 |
| Highlands        | 0            | 0           | 0           | 0          | 0            | 0        | 0        | 0                 |
| Hillsborough     | 26,728       | 0           | 0           | 0          | 853          | 21,853   | 4,022    | 0                 |
| Holmes           | 0            | 0           | 0           | 0          | 0            | 0        | 0        | 0                 |
| Indian River     | 0            | 0           | 0           | 0          | 0            | 0        | 0        | 0                 |
| Jackson          | 0            | 0           | 0           | 0          | 0            | 0        | 0        | 0                 |
| Jefferson        | 0            | 0           | 0           | 0          | 0            | 0        | 0        | 0                 |
| Lafayette        | 0            | 0           | 0           | 0          | 0            | 0        | 0        | 0                 |
| Lake             | 0            | 0           | 0           | 0          | 0            | 0        | 0        | 0                 |
| Lee              | 16,961       | 0           | 0           | 0          | 6,369        | 10,592   | 0        | 0                 |
| Leon             | 0            | 0           | 0           | 0          | 0            | 0        | 0        | 0                 |
| Levy             | 0            | 0           | 0           | 0          | 0            | 0        | 0        | 0                 |
| Liberty          | 0            | 0           | 0           | 0          | 0            | 0        | 0        | 0                 |
| Madison          | 0            | 0           | 0           | 0          | 0            | 0        | 0        | 0                 |
| Manatee          | 10,256       | 0           | 0           | 0          | 2,353        | 7,869    | 34       | 0                 |
| Marion           | 0            | 0           | 0           | 0          | 0            | 0        | 0        | 0                 |
| Martin           | 0            | 0           | 0           | 0          | 0            | 0        | 0        | 0                 |
| Miami-Dade       | 43,233       | 0           | 0           | 0          | 13,189       | 21,222   | 8,822    | 0                 |
| Monroe           | 0            | 0           | 0           | 0          | 0            | 0        | 0        | 0                 |
| Nassau           | 0            | 0           | 0           | 0          | 0            | 0        | 0        | 0                 |
| Okaloosa         | 0            | 0           | 0           | 0          | 0            | 0        | 0        | 0                 |
| Okeechobee       | 0            | 0           | 0           | 0          | 0            | 0        | 0        | 0                 |
| Orange           | 40,189       | 0           | 0           | 0          | 3,321        | 29,444   | 7,424    | 0                 |
| Osceola          | 15,295       | 0           | 0           | 0          | 3,027        | 8,615    | 3,653    | 0                 |
| Other            | 0            | 0           | 0           | 0          | 0            | 0        | 0        | 0                 |
| Palm Beach       | 13,542       | 0           | 0           | 0          | 2,784        | 9,832    | 926      | 0                 |
| Pasco            | 10,130       | 0           | 0           | 0          | 0            | 4,739    | 5,391    | 0                 |
| Pinellas         | 15,007       | 0           | 0           | 0          | 608          | 8,244    | 6,155    | 0                 |
| Polk             | 18,180       | 0           | 0           | 0          | 0            | 18,077   | 103      | 0                 |
| Putnam           | 0            | 0           | 0           | 0          | 0            | 0        | 0        | 0                 |
| Santa Rosa       | 1,573        | 0           | 0           | 0          | 0            | 0        | 1,573    | 0                 |
| Sarasota         | 7,644        | 0           | 0           | 0          | 3,688        | 3,956    | 0        | 0                 |
| Seminole         | 12,267       | 0           | 0           | 0          | 3,860        | 5,137    | 3,270    | 0                 |
| St. Johns        | 0            | 0           | 0           | 0          | 0            | 0        | 0        | 0                 |
| St. Lucie        | 0            | 0           | 0           | 0          | 0            | 0        | 0        | 0                 |
| Sumter           | 0            | 0           | 0           | 0          | 0            | 0        | 0        | 0                 |
| Suwannee         | 0            | 0           | 0           | 0          | 0            | 0        | 0        | 0                 |
| Taylor           | 0            | 0           | 0           | 0          | 0            | 0        | 0        | 0                 |
| Union            | 0            | 0           | 0           | 0          | 0            | 0        | 0        | 0                 |
| Volusia          | 0            | 0           | 0           | 0          | 0            | 0        | 0        | 0                 |
| Wakulla          | 0            | 0           | 0           | 0          | 0            | 0        | 0        | 0                 |
| Walton           | 0            | 0           | 0           | 0          | 0            | 0        | 0        | 0                 |
| Washington       | 0            | 0           | 0           | 0          | 0            | 0        | 0        | 0                 |
| Total Enrollment | 302,236      | 0           | 0           | 0          | 60,197       | 190,231  | 51,808   | 0                 |

# Managed Care Enrollment by County by Market Segment by Company 1Q2005

AETNA HEALTH INC.

NAIC Company Code

95088

|                  | COUNTY TOTAL | SMALL GROUP | LARGE GROUP | INDIVIDUAL | HEALTHY KIDS | MEDICAID | MEDICARE | FEDERAL EMPLOYEES |
|------------------|--------------|-------------|-------------|------------|--------------|----------|----------|-------------------|
| Alachua          | 0            | 0           | 0           | 0          | 0            | 0        | 0        | 0                 |
| Baker            | 1,912        | 424         | 1,488       | 0          | 0            | 0        | 0        | 0                 |
| Bay              | 0            | 0           | 0           | 0          | 0            | 0        | 0        | 0                 |
| Bradford         | 0            | 0           | 0           | 0          | 0            | 0        | 0        | 0                 |
| Brevard          | 14,324       | 4,491       | 9,833       | 0          | 0            | 0        | 0        | 0                 |
| Broward          | 61,705       | 27,597      | 34,108      | 0          | 0            | 0        | 0        | 0                 |
| Calhoun          | 0            | 0           | 0           | 0          | 0            | 0        | 0        | 0                 |
| Charlotte        | 3,094        | 806         | 2,288       | 0          | 0            | 0        | 0        | 0                 |
| Citrus           | 0            | 0           | 0           | 0          | 0            | 0        | 0        | 0                 |
| Clay             | 11,062       | 2,719       | 8,343       | 0          | 0            | 0        | 0        | 0                 |
| Collier          | 0            | 0           | 0           | 0          | 0            | 0        | 0        | 0                 |
| Columbia         | 0            | 0           | 0           | 0          | 0            | 0        | 0        | 0                 |
| De Soto          | 0            | 0           | 0           | 0          | 0            | 0        | 0        | 0                 |
| Dixie            | 0            | 0           | 0           | 0          | 0            | 0        | 0        | 0                 |
| Duval            | 69,811       | 16,180      | 53,631      | 0          | 0            | 0        | 0        | 0                 |
| Escambia         | 0            | 0           | 0           | 0          | 0            | 0        | 0        | 0                 |
| Flagler          | 1,007        | 333         | 674         | 0          | 0            | 0        | 0        | 0                 |
| Franklin         | 0            | 0           | 0           | 0          | 0            | 0        | 0        | 0                 |
| Gadsden          | 0            | 0           | 0           | 0          | 0            | 0        | 0        | 0                 |
| Gilchrist        | 0            | 0           | 0           | 0          | 0            | 0        | 0        | 0                 |
| Glades           | 0            | 0           | 0           | 0          | 0            | 0        | 0        | 0                 |
| Gulf             | 0            | 0           | 0           | 0          | 0            | 0        | 0        | 0                 |
| Hamilton         | 0            | 0           | 0           | 0          | 0            | 0        | 0        | 0                 |
| Hardee           | 0            | 0           | 0           | 0          | 0            | 0        | 0        | 0                 |
| Hendry           | 0            | 0           | 0           | 0          | 0            | 0        | 0        | 0                 |
| Hernando         | 0            | 0           | 0           | 0          | 0            | 0        | 0        | 0                 |
| Highlands        | 0            | 0           | 0           | 0          | 0            | 0        | 0        | 0                 |
| Hillsborough     | 49,359       | 18,058      | 31,301      | 0          | 0            | 0        | 0        | 0                 |
| Holmes           | 0            | 0           | 0           | 0          | 0            | 0        | 0        | 0                 |
| Indian River     | 242          | 50          | 192         | 0          | 0            | 0        | 0        | 0                 |
| Jackson          | 0            | 0           | 0           | 0          | 0            | 0        | 0        | 0                 |
| Jefferson        | 0            | 0           | 0           | 0          | 0            | 0        | 0        | 0                 |
| Lafayette        | 0            | 0           | 0           | 0          | 0            | 0        | 0        | 0                 |
| Lake             | 4,773        | 1,565       | 3,208       | 0          | 0            | 0        | 0        | 0                 |
| Lee              | 19,191       | 8,759       | 10,432      | 0          | 0            | 0        | 0        | 0                 |
| Leon             | 0            | 0           | 0           | 0          | 0            | 0        | 0        | 0                 |
| Levy             | 0            | 0           | 0           | 0          | 0            | 0        | 0        | 0                 |
| Liberty          | 0            | 0           | 0           | 0          | 0            | 0        | 0        | 0                 |
| Madison          | 0            | 0           | 0           | 0          | 0            | 0        | 0        | 0                 |
| Manatee          | 15,464       | 6,157       | 9,307       | 0          | 0            | 0        | 0        | 0                 |
| Marion           | 1,660        | 194         | 1,466       | 0          | 0            | 0        | 0        | 0                 |
| Martin           | 1,024        | 374         | 650         | 0          | 0            | 0        | 0        | 0                 |
| Miami-Dade       | 41,008       | 13,228      | 27,780      | 0          | 0            | 0        | 0        | 0                 |
| Monroe           | 0            | 0           | 0           | 0          | 0            | 0        | 0        | 0                 |
| Nassau           | 4,289        | 1,364       | 2,925       | 0          | 0            | 0        | 0        | 0                 |
| Okaloosa         | 0            | 0           | 0           | 0          | 0            | 0        | 0        | 0                 |
| Okeechobee       | 118          | 48          | 70          | 0          | 0            | 0        | 0        | 0                 |
| Orange           | 43,679       | 13,596      | 30,083      | 0          | 0            | 0        | 0        | 0                 |
| Osceola          | 6,670        | 2,605       | 4,065       | 0          | 0            | 0        | 0        | 0                 |
| Other            | 0            | 0           | 0           | 0          | 0            | 0        | 0        | 0                 |
| Palm Beach       | 48,897       | 23,565      | 25,332      | 0          | 0            | 0        | 0        | 0                 |
| Pasco            | 16,575       | 4,649       | 11,926      | 0          | 0            | 0        | 0        | 0                 |
| Pinellas         | 69,997       | 14,724      | 55,273      | 0          | 0            | 0        | 0        | 0                 |
| Polk             | 10,923       | 1,663       | 9,260       | 0          | 0            | 0        | 0        | 0                 |
| Putnam           | 0            | 0           | 0           | 0          | 0            | 0        | 0        | 0                 |
| Santa Rosa       | 0            | 0           | 0           | 0          | 0            | 0        | 0        | 0                 |
| Sarasota         | 22,958       | 12,044      | 10,914      | 0          | 0            | 0        | 0        | 0                 |
| Seminole         | 17,549       | 6,130       | 11,419      | 0          | 0            | 0        | 0        | 0                 |
| St. Johns        | 7,471        | 2,891       | 4,580       | 0          | 0            | 0        | 0        | 0                 |
| St. Lucie        | 865          | 347         | 518         | 0          | 0            | 0        | 0        | 0                 |
| Sumter           | 0            | 0           | 0           | 0          | 0            | 0        | 0        | 0                 |
| Suwannee         | 0            | 0           | 0           | 0          | 0            | 0        | 0        | 0                 |
| Taylor           | 0            | 0           | 0           | 0          | 0            | 0        | 0        | 0                 |
| Union            | 0            | 0           | 0           | 0          | 0            | 0        | 0        | 0                 |
| Volusia          | 12,047       | 4,624       | 7,423       | 0          | 0            | 0        | 0        | 0                 |
| Wakulla          | 0            | 0           | 0           | 0          | 0            | 0        | 0        | 0                 |
| Walton           | 0            | 0           | 0           | 0          | 0            | 0        | 0        | 0                 |
| Washington       | 0            | 0           | 0           | 0          | 0            | 0        | 0        | 0                 |
| Total Enrollment | 557,674      | 189,185     | 368,489     | 0          | 0            | 0        | 0        | 0                 |

# Managed Care Enrollment by County by Market Segment by Company 1Q2005

AMERICA'S HEALTH CHOICE MEDICAL PLANS, INC.

NAIC Company Code

11122

|                  | COUNTY TOTAL | SMALL GROUP | LARGE GROUP | INDIVIDUAL | HEALTHY KIDS | MEDICAID | MEDICARE | FEDERAL EMPLOYEES |
|------------------|--------------|-------------|-------------|------------|--------------|----------|----------|-------------------|
| Alachua          | 0            | 0           | 0           | 0          | 0            | 0        | 0        | 0                 |
| Baker            | 0            | 0           | 0           | 0          | 0            | 0        | 0        | 0                 |
| Bay              | 0            | 0           | 0           | 0          | 0            | 0        | 0        | 0                 |
| Bradford         | 0            | 0           | 0           | 0          | 0            | 0        | 0        | 0                 |
| Brevard          | 399          | 0           | 0           | 0          | 0            | 0        | 399      | 0                 |
| Broward          | 1,871        | 0           | 0           | 0          | 0            | 18       | 1,853    | 0                 |
| Calhoun          | 0            | 0           | 0           | 0          | 0            | 0        | 0        | 0                 |
| Charlotte        | 0            | 0           | 0           | 0          | 0            | 0        | 0        | 0                 |
| Citrus           | 0            | 0           | 0           | 0          | 0            | 0        | 0        | 0                 |
| Clay             | 0            | 0           | 0           | 0          | 0            | 0        | 0        | 0                 |
| Collier          | 0            | 0           | 0           | 0          | 0            | 0        | 0        | 0                 |
| Columbia         | 0            | 0           | 0           | 0          | 0            | 0        | 0        | 0                 |
| De Soto          | 0            | 0           | 0           | 0          | 0            | 0        | 0        | 0                 |
| Dixie            | 0            | 0           | 0           | 0          | 0            | 0        | 0        | 0                 |
| Duval            | 0            | 0           | 0           | 0          | 0            | 0        | 0        | 0                 |
| Escambia         | 0            | 0           | 0           | 0          | 0            | 0        | 0        | 0                 |
| Flagler          | 0            | 0           | 0           | 0          | 0            | 0        | 0        | 0                 |
| Franklin         | 0            | 0           | 0           | 0          | 0            | 0        | 0        | 0                 |
| Gadsden          | 0            | 0           | 0           | 0          | 0            | 0        | 0        | 0                 |
| Gilchrist        | 0            | 0           | 0           | 0          | 0            | 0        | 0        | 0                 |
| Glades           | 0            | 0           | 0           | 0          | 0            | 0        | 0        | 0                 |
| Gulf             | 0            | 0           | 0           | 0          | 0            | 0        | 0        | 0                 |
| Hamilton         | 0            | 0           | 0           | 0          | 0            | 0        | 0        | 0                 |
| Hardee           | 0            | 0           | 0           | 0          | 0            | 0        | 0        | 0                 |
| Hendry           | 0            | 0           | 0           | 0          | 0            | 0        | 0        | 0                 |
| Hernando         | 0            | 0           | 0           | 0          | 0            | 0        | 0        | 0                 |
| Highlands        | 0            | 0           | 0           | 0          | 0            | 0        | 0        | 0                 |
| Hillsborough     | 0            | 0           | 0           | 0          | 0            | 0        | 0        | 0                 |
| Holmes           | 0            | 0           | 0           | 0          | 0            | 0        | 0        | 0                 |
| Indian River     | 1,945        | 0           | 0           | 0          | 0            | 19       | 1,926    | 0                 |
| Jackson          | 0            | 0           | 0           | 0          | 0            | 0        | 0        | 0                 |
| Jefferson        | 0            | 0           | 0           | 0          | 0            | 0        | 0        | 0                 |
| Lafayette        | 0            | 0           | 0           | 0          | 0            | 0        | 0        | 0                 |
| Lake             | 0            | 0           | 0           | 0          | 0            | 0        | 0        | 0                 |
| Lee              | 0            | 0           | 0           | 0          | 0            | 0        | 0        | 0                 |
| Leon             | 0            | 0           | 0           | 0          | 0            | 0        | 0        | 0                 |
| Levy             | 0            | 0           | 0           | 0          | 0            | 0        | 0        | 0                 |
| Liberty          | 0            | 0           | 0           | 0          | 0            | 0        | 0        | 0                 |
| Madison          | 0            | 0           | 0           | 0          | 0            | 0        | 0        | 0                 |
| Manatee          | 0            | 0           | 0           | 0          | 0            | 0        | 0        | 0                 |
| Marion           | 0            | 0           | 0           | 0          | 0            | 0        | 0        | 0                 |
| Martin           | 2,713        | 0           | 0           | 0          | 0            | 8        | 2,705    | 0                 |
| Miami-Dade       | 0            | 0           | 0           | 0          | 0            | 0        | 0        | 0                 |
| Monroe           | 0            | 0           | 0           | 0          | 0            | 0        | 0        | 0                 |
| Nassau           | 0            | 0           | 0           | 0          | 0            | 0        | 0        | 0                 |
| Okaloosa         | 0            | 0           | 0           | 0          | 0            | 0        | 0        | 0                 |
| Okeechobee       | 630          | 0           | 0           | 0          | 0            | 0        | 630      | 0                 |
| Orange           | 0            | 0           | 0           | 0          | 0            | 0        | 0        | 0                 |
| Osceola          | 0            | 0           | 0           | 0          | 0            | 0        | 0        | 0                 |
| Other            | 0            | 0           | 0           | 0          | 0            | 0        | 0        | 0                 |
| Palm Beach       | 3,888        | 0           | 0           | 0          | 0            | 4        | 3,884    | 0                 |
| Pasco            | 0            | 0           | 0           | 0          | 0            | 0        | 0        | 0                 |
| Pinellas         | 0            | 0           | 0           | 0          | 0            | 0        | 0        | 0                 |
| Polk             | 0            | 0           | 0           | 0          | 0            | 0        | 0        | 0                 |
| Putnam           | 0            | 0           | 0           | 0          | 0            | 0        | 0        | 0                 |
| Santa Rosa       | 0            | 0           | 0           | 0          | 0            | 0        | 0        | 0                 |
| Sarasota         | 0            | 0           | 0           | 0          | 0            | 0        | 0        | 0                 |
| Seminole         | 0            | 0           | 0           | 0          | 0            | 0        | 0        | 0                 |
| St. Johns        | 0            | 0           | 0           | 0          | 0            | 0        | 0        | 0                 |
| St. Lucie        | 4,492        | 0           | 0           | 0          | 0            | 30       | 4,462    | 0                 |
| Sumter           | 0            | 0           | 0           | 0          | 0            | 0        | 0        | 0                 |
| Suwannee         | 0            | 0           | 0           | 0          | 0            | 0        | 0        | 0                 |
| Taylor           | 0            | 0           | 0           | 0          | 0            | 0        | 0        | 0                 |
| Union            | 0            | 0           | 0           | 0          | 0            | 0        | 0        | 0                 |
| Volusia          | 0            | 0           | 0           | 0          | 0            | 0        | 0        | 0                 |
| Wakulla          | 0            | 0           | 0           | 0          | 0            | 0        | 0        | 0                 |
| Walton           | 0            | 0           | 0           | 0          | 0            | 0        | 0        | 0                 |
| Washington       | 0            | 0           | 0           | 0          | 0            | 0        | 0        | 0                 |
| Total Enrollment | 15,938       | 0           | 0           | 0          | 0            | 79       | 15,859   | 0                 |

# Managed Care Enrollment by County by Market Segment by Company 1Q2005

AMERIGROUP FLORIDA, INC.

NAIC Company Code

95093

|                  | COUNTY TOTAL | SMALL GROUP | LARGE GROUP | INDIVIDUAL | HEALTHY KIDS | MEDICAID | MEDICARE | FEDERAL EMPLOYEES |
|------------------|--------------|-------------|-------------|------------|--------------|----------|----------|-------------------|
| Alachua          | 0            | 0           | 0           | 0          | 0            | 0        | 0        | 0                 |
| Baker            | 0            | 0           | 0           | 0          | 0            | 0        | 0        | 0                 |
| Bay              | 0            | 0           | 0           | 0          | 0            | 0        | 0        | 0                 |
| Bradford         | 0            | 0           | 0           | 0          | 0            | 0        | 0        | 0                 |
| Brevard          | 0            | 0           | 0           | 0          | 0            | 0        | 0        | 0                 |
| Broward          | 14,758       | 0           | 0           | 0          | 3,447        | 9,974    | 0        | 1,337             |
| Calhoun          | 0            | 0           | 0           | 0          | 0            | 0        | 0        | 0                 |
| Charlotte        | 0            | 0           | 0           | 0          | 0            | 0        | 0        | 0                 |
| Citrus           | 0            | 0           | 0           | 0          | 0            | 0        | 0        | 0                 |
| Clay             | 0            | 0           | 0           | 0          | 0            | 0        | 0        | 0                 |
| Collier          | 0            | 0           | 0           | 0          | 0            | 0        | 0        | 0                 |
| Columbia         | 0            | 0           | 0           | 0          | 0            | 0        | 0        | 0                 |
| De Soto          | 0            | 0           | 0           | 0          | 0            | 0        | 0        | 0                 |
| Dixie            | 0            | 0           | 0           | 0          | 0            | 0        | 0        | 0                 |
| Duval            | 0            | 0           | 0           | 0          | 0            | 0        | 0        | 0                 |
| Escambia         | 0            | 0           | 0           | 0          | 0            | 0        | 0        | 0                 |
| Flagler          | 0            | 0           | 0           | 0          | 0            | 0        | 0        | 0                 |
| Franklin         | 0            | 0           | 0           | 0          | 0            | 0        | 0        | 0                 |
| Gadsden          | 0            | 0           | 0           | 0          | 0            | 0        | 0        | 0                 |
| Gilchrist        | 0            | 0           | 0           | 0          | 0            | 0        | 0        | 0                 |
| Glades           | 0            | 0           | 0           | 0          | 0            | 0        | 0        | 0                 |
| Gulf             | 0            | 0           | 0           | 0          | 0            | 0        | 0        | 0                 |
| Hamilton         | 0            | 0           | 0           | 0          | 0            | 0        | 0        | 0                 |
| Hardee           | 0            | 0           | 0           | 0          | 0            | 0        | 0        | 0                 |
| Hendry           | 0            | 0           | 0           | 0          | 0            | 0        | 0        | 0                 |
| Hernando         | 0            | 0           | 0           | 0          | 0            | 0        | 0        | 0                 |
| Highlands        | 0            | 0           | 0           | 0          | 0            | 0        | 0        | 0                 |
| Hillsborough     | 39,471       | 0           | 0           | 0          | 10,027       | 29,444   | 0        | 0                 |
| Holmes           | 0            | 0           | 0           | 0          | 0            | 0        | 0        | 0                 |
| Indian River     | 0            | 0           | 0           | 0          | 0            | 0        | 0        | 0                 |
| Jackson          | 0            | 0           | 0           | 0          | 0            | 0        | 0        | 0                 |
| Jefferson        | 0            | 0           | 0           | 0          | 0            | 0        | 0        | 0                 |
| Lafayette        | 0            | 0           | 0           | 0          | 0            | 0        | 0        | 0                 |
| Lake             | 0            | 0           | 0           | 0          | 0            | 0        | 0        | 0                 |
| Lee              | 12,620       | 0           | 0           | 0          | 0            | 12,616   | 0        | 4                 |
| Leon             | 0            | 0           | 0           | 0          | 0            | 0        | 0        | 0                 |
| Levy             | 0            | 0           | 0           | 0          | 0            | 0        | 0        | 0                 |
| Liberty          | 0            | 0           | 0           | 0          | 0            | 0        | 0        | 0                 |
| Madison          | 0            | 0           | 0           | 0          | 0            | 0        | 0        | 0                 |
| Manatee          | 2,679        | 0           | 0           | 0          | 0            | 2,679    | 0        | 0                 |
| Marion           | 0            | 0           | 0           | 0          | 0            | 0        | 0        | 0                 |
| Martin           | 34           | 0           | 0           | 0          | 0            | 34       | 0        | 0                 |
| Miami-Dade       | 30,461       | 0           | 0           | 0          | 12,789       | 15,229   | 0        | 2,443             |
| Monroe           | 0            | 0           | 0           | 0          | 0            | 0        | 0        | 0                 |
| Nassau           | 0            | 0           | 0           | 0          | 0            | 0        | 0        | 0                 |
| Okaloosa         | 0            | 0           | 0           | 0          | 0            | 0        | 0        | 0                 |
| Okeechobee       | 0            | 0           | 0           | 0          | 0            | 0        | 0        | 0                 |
| Orange           | 33,503       | 0           | 0           | 0          | 9,110        | 24,393   | 0        | 0                 |
| Osceola          | 5,226        | 0           | 0           | 0          | 0            | 5,226    | 0        | 0                 |
| Other            | 0            | 0           | 0           | 0          | 0            | 0        | 0        | 0                 |
| Palm Beach       | 15,360       | 0           | 0           | 0          | 6,728        | 8,165    | 0        | 467               |
| Pasco            | 13,873       | 0           | 0           | 0          | 4,882        | 8,991    | 0        | 0                 |
| Pinellas         | 26,675       | 0           | 0           | 0          | 6,419        | 20,256   | 0        | 0                 |
| Polk             | 19,836       | 0           | 0           | 0          | 4,880        | 14,956   | 0        | 0                 |
| Putnam           | 0            | 0           | 0           | 0          | 0            | 0        | 0        | 0                 |
| Santa Rosa       | 0            | 0           | 0           | 0          | 0            | 0        | 0        | 0                 |
| Sarasota         | 4,530        | 0           | 0           | 0          | 0            | 4,530    | 0        | 0                 |
| Seminole         | 4,357        | 0           | 0           | 0          | 0            | 4,356    | 0        | 1                 |
| St. Johns        | 0            | 0           | 0           | 0          | 0            | 0        | 0        | 0                 |
| St. Lucie        | 0            | 0           | 0           | 0          | 0            | 0        | 0        | 0                 |
| Sumter           | 0            | 0           | 0           | 0          | 0            | 0        | 0        | 0                 |
| Suwannee         | 0            | 0           | 0           | 0          | 0            | 0        | 0        | 0                 |
| Taylor           | 0            | 0           | 0           | 0          | 0            | 0        | 0        | 0                 |
| Union            | 0            | 0           | 0           | 0          | 0            | 0        | 0        | 0                 |
| Volusia          | 0            | 0           | 0           | 0          | 0            | 0        | 0        | 0                 |
| Wakulla          | 0            | 0           | 0           | 0          | 0            | 0        | 0        | 0                 |
| Walton           | 0            | 0           | 0           | 0          | 0            | 0        | 0        | 0                 |
| Washington       | 0            | 0           | 0           | 0          | 0            | 0        | 0        | 0                 |
| Total Enrollment | 223,383      | 0           | 0           | 0          | 58,282       | 160,849  | 0        | 4,252             |

# Managed Care Enrollment by County by Market Segment by Company 1Q2005

AVMED, INC.

NAIC Company Code

95263

|                  | COUNTY TOTAL | SMALL GROUP | LARGE GROUP | INDIVIDUAL | HEALTHY KIDS | MEDICAID | MEDICARE | FEDERAL EMPLOYEES |
|------------------|--------------|-------------|-------------|------------|--------------|----------|----------|-------------------|
| Alachua          | 10,575       | 188         | 10,387      | 0          | 0            | 0        | 0        | 0                 |
| Baker            | 1,802        | 5           | 1,797       | 0          | 0            | 0        | 0        | 0                 |
| Bay              | 0            | 0           | 0           | 0          | 0            | 0        | 0        | 0                 |
| Bradford         | 1,783        | 24          | 1,759       | 0          | 0            | 0        | 0        | 0                 |
| Brevard          | 0            | 0           | 0           | 0          | 0            | 0        | 0        | 0                 |
| Broward          | 43,114       | 700         | 30,946      | 0          | 0            | 0        | 11,468   | 0                 |
| Calhoun          | 0            | 0           | 0           | 0          | 0            | 0        | 0        | 0                 |
| Charlotte        | 0            | 0           | 0           | 0          | 0            | 0        | 0        | 0                 |
| Citrus           | 741          | 18          | 723         | 0          | 0            | 0        | 0        | 0                 |
| Clay             | 1,569        | 18          | 1,551       | 0          | 0            | 0        | 0        | 0                 |
| Collier          | 0            | 0           | 0           | 0          | 0            | 0        | 0        | 0                 |
| Columbia         | 2,477        | 98          | 2,379       | 0          | 0            | 0        | 0        | 0                 |
| De Soto          | 0            | 0           | 0           | 0          | 0            | 0        | 0        | 0                 |
| Dixie            | 309          | 4           | 305         | 0          | 0            | 0        | 0        | 0                 |
| Duval            | 7,591        | 102         | 7,489       | 0          | 0            | 0        | 0        | 0                 |
| Escambia         | 0            | 0           | 0           | 0          | 0            | 0        | 0        | 0                 |
| Flagler          | 0            | 0           | 0           | 0          | 0            | 0        | 0        | 0                 |
| Franklin         | 0            | 0           | 0           | 0          | 0            | 0        | 0        | 0                 |
| Gadsden          | 255          | 0           | 0           | 0          | 0            | 0        | 0        | 255               |
| Gilchrist        | 555          | 4           | 551         | 0          | 0            | 0        | 0        | 0                 |
| Glades           | 0            | 0           | 0           | 0          | 0            | 0        | 0        | 0                 |
| Gulf             | 0            | 0           | 0           | 0          | 0            | 0        | 0        | 0                 |
| Hamilton         | 659          | 19          | 640         | 0          | 0            | 0        | 0        | 0                 |
| Hardee           | 0            | 0           | 0           | 0          | 0            | 0        | 0        | 0                 |
| Hendry           | 0            | 0           | 0           | 0          | 0            | 0        | 0        | 0                 |
| Hernando         | 1,121        | 30          | 1,091       | 0          | 0            | 0        | 0        | 0                 |
| Highlands        | 0            | 0           | 0           | 0          | 0            | 0        | 0        | 0                 |
| Hillsborough     | 9,405        | 94          | 9,311       | 0          | 0            | 0        | 0        | 0                 |
| Holmes           | 0            | 0           | 0           | 0          | 0            | 0        | 0        | 0                 |
| Indian River     | 0            | 0           | 0           | 0          | 0            | 0        | 0        | 0                 |
| Jackson          | 0            | 0           | 0           | 0          | 0            | 0        | 0        | 0                 |
| Jefferson        | 88           | 0           | 0           | 0          | 0            | 0        | 0        | 88                |
| Lafayette        | 0            | 0           | 0           | 0          | 0            | 0        | 0        | 0                 |
| Lake             | 0            | 0           | 0           | 0          | 0            | 0        | 0        | 0                 |
| Lee              | 375          | 5           | 370         | 0          | 0            | 0        | 0        | 0                 |
| Leon             | 1,852        | 0           | 0           | 0          | 0            | 0        | 0        | 1,852             |
| Levy             | 1,218        | 45          | 1,173       | 0          | 0            | 0        | 0        | 0                 |
| Liberty          | 0            | 0           | 0           | 0          | 0            | 0        | 0        | 0                 |
| Madison          | 0            | 0           | 0           | 0          | 0            | 0        | 0        | 0                 |
| Manatee          | 0            | 0           | 0           | 0          | 0            | 0        | 0        | 0                 |
| Marion           | 1,493        | 19          | 1,474       | 0          | 0            | 0        | 0        | 0                 |
| Martin           | 0            | 0           | 0           | 0          | 0            | 0        | 0        | 0                 |
| Miami-Dade       | 72,651       | 706         | 64,732      | 0          | 0            | 0        | 7,213    | 0                 |
| Monroe           | 0            | 0           | 0           | 0          | 0            | 0        | 0        | 0                 |
| Nassau           | 652          | 10          | 642         | 0          | 0            | 0        | 0        | 0                 |
| Okaloosa         | 0            | 0           | 0           | 0          | 0            | 0        | 0        | 0                 |
| Okeechobee       | 0            | 0           | 0           | 0          | 0            | 0        | 0        | 0                 |
| Orange           | 7,682        | 29          | 7,653       | 0          | 0            | 0        | 0        | 0                 |
| Osceola          | 1,202        | 3           | 1,199       | 0          | 0            | 0        | 0        | 0                 |
| Other            | 0            | 0           | 0           | 0          | 0            | 0        | 0        | 0                 |
| Palm Beach       | 6,415        | 166         | 6,249       | 0          | 0            | 0        | 0        | 0                 |
| Pasco            | 2,963        | 37          | 2,926       | 0          | 0            | 0        | 0        | 0                 |
| Pinellas         | 4,808        | 109         | 4,699       | 0          | 0            | 0        | 0        | 0                 |
| Polk             | 742          | 1           | 741         | 0          | 0            | 0        | 0        | 0                 |
| Putnam           | 0            | 0           | 0           | 0          | 0            | 0        | 0        | 0                 |
| Santa Rosa       | 0            | 0           | 0           | 0          | 0            | 0        | 0        | 0                 |
| Sarasota         | 330          | 0           | 330         | 0          | 0            | 0        | 0        | 0                 |
| Seminole         | 3,104        | 16          | 3,088       | 0          | 0            | 0        | 0        | 0                 |
| St. Johns        | 679          | 13          | 666         | 0          | 0            | 0        | 0        | 0                 |
| St. Lucie        | 0            | 0           | 0           | 0          | 0            | 0        | 0        | 0                 |
| Sumter           | 0            | 0           | 0           | 0          | 0            | 0        | 0        | 0                 |
| Suwannee         | 1,599        | 59          | 1,540       | 0          | 0            | 0        | 0        | 0                 |
| Taylor           | 0            | 0           | 0           | 0          | 0            | 0        | 0        | 0                 |
| Union            | 1,185        | 5           | 1,180       | 0          | 0            | 0        | 0        | 0                 |
| Volusia          | 0            | 0           | 0           | 0          | 0            | 0        | 0        | 0                 |
| Wakulla          | 303          | 0           | 0           | 0          | 0            | 0        | 0        | 303               |
| Walton           | 0            | 0           | 0           | 0          | 0            | 0        | 0        | 0                 |
| Washington       | 0            | 0           | 0           | 0          | 0            | 0        | 0        | 0                 |
| Total Enrollment | 191,297      | 2,527       | 167,591     | 0          | 0            | 0        | 18,681   | 2,498             |

# Managed Care Enrollment by County by Market Segment by Company 1Q2005

CAPITAL HEALTH PLAN, INC.

NAIC Company Code

95112

|                  | COUNTY TOTAL | SMALL GROUP | LARGE GROUP | INDIVIDUAL | HEALTHY KIDS | MEDICAID | MEDICARE | FEDERAL EMPLOYEES |
|------------------|--------------|-------------|-------------|------------|--------------|----------|----------|-------------------|
| Alachua          | 0            | 0           | 0           | 0          | 0            | 0        | 0        | 0                 |
| Baker            | 0            | 0           | 0           | 0          | 0            | 0        | 0        | 0                 |
| Bay              | 0            | 0           | 0           | 0          | 0            | 0        | 0        | 0                 |
| Bradford         | 0            | 0           | 0           | 0          | 0            | 0        | 0        | 0                 |
| Brevard          | 0            | 0           | 0           | 0          | 0            | 0        | 0        | 0                 |
| Broward          | 0            | 0           | 0           | 0          | 0            | 0        | 0        | 0                 |
| Calhoun          | 0            | 0           | 0           | 0          | 0            | 0        | 0        | 0                 |
| Charlotte        | 0            | 0           | 0           | 0          | 0            | 0        | 0        | 0                 |
| Citrus           | 0            | 0           | 0           | 0          | 0            | 0        | 0        | 0                 |
| Clay             | 0            | 0           | 0           | 0          | 0            | 0        | 0        | 0                 |
| Collier          | 0            | 0           | 0           | 0          | 0            | 0        | 0        | 0                 |
| Columbia         | 0            | 0           | 0           | 0          | 0            | 0        | 0        | 0                 |
| De Soto          | 0            | 0           | 0           | 0          | 0            | 0        | 0        | 0                 |
| Dixie            | 0            | 0           | 0           | 0          | 0            | 0        | 0        | 0                 |
| Duval            | 0            | 0           | 0           | 0          | 0            | 0        | 0        | 0                 |
| Escambia         | 0            | 0           | 0           | 0          | 0            | 0        | 0        | 0                 |
| Flagler          | 0            | 0           | 0           | 0          | 0            | 0        | 0        | 0                 |
| Franklin         | 0            | 0           | 0           | 0          | 0            | 0        | 0        | 0                 |
| Gadsden          | 12,452       | 1,608       | 10,011      | 0          | 0            | 0        | 833      | 0                 |
| Gilchrist        | 0            | 0           | 0           | 0          | 0            | 0        | 0        | 0                 |
| Glades           | 0            | 0           | 0           | 0          | 0            | 0        | 0        | 0                 |
| Gulf             | 0            | 0           | 0           | 0          | 0            | 0        | 0        | 0                 |
| Hamilton         | 0            | 0           | 0           | 0          | 0            | 0        | 0        | 0                 |
| Hardee           | 0            | 0           | 0           | 0          | 0            | 0        | 0        | 0                 |
| Hendry           | 0            | 0           | 0           | 0          | 0            | 0        | 0        | 0                 |
| Hernando         | 0            | 0           | 0           | 0          | 0            | 0        | 0        | 0                 |
| Highlands        | 0            | 0           | 0           | 0          | 0            | 0        | 0        | 0                 |
| Hillsborough     | 0            | 0           | 0           | 0          | 0            | 0        | 0        | 0                 |
| Holmes           | 0            | 0           | 0           | 0          | 0            | 0        | 0        | 0                 |
| Indian River     | 0            | 0           | 0           | 0          | 0            | 0        | 0        | 0                 |
| Jackson          | 0            | 0           | 0           | 0          | 0            | 0        | 0        | 0                 |
| Jefferson        | 3,649        | 638         | 2,760       | 0          | 0            | 0        | 251      | 0                 |
| Lafayette        | 0            | 0           | 0           | 0          | 0            | 0        | 0        | 0                 |
| Lake             | 0            | 0           | 0           | 0          | 0            | 0        | 0        | 0                 |
| Lee              | 0            | 0           | 0           | 0          | 0            | 0        | 0        | 0                 |
| Leon             | 85,095       | 15,046      | 65,871      | 0          | 0            | 0        | 4,178    | 0                 |
| Levy             | 0            | 0           | 0           | 0          | 0            | 0        | 0        | 0                 |
| Liberty          | 0            | 0           | 0           | 0          | 0            | 0        | 0        | 0                 |
| Madison          | 0            | 0           | 0           | 0          | 0            | 0        | 0        | 0                 |
| Manatee          | 0            | 0           | 0           | 0          | 0            | 0        | 0        | 0                 |
| Marion           | 0            | 0           | 0           | 0          | 0            | 0        | 0        | 0                 |
| Martin           | 0            | 0           | 0           | 0          | 0            | 0        | 0        | 0                 |
| Miami-Dade       | 0            | 0           | 0           | 0          | 0            | 0        | 0        | 0                 |
| Monroe           | 0            | 0           | 0           | 0          | 0            | 0        | 0        | 0                 |
| Nassau           | 0            | 0           | 0           | 0          | 0            | 0        | 0        | 0                 |
| Okaloosa         | 0            | 0           | 0           | 0          | 0            | 0        | 0        | 0                 |
| Okeechobee       | 0            | 0           | 0           | 0          | 0            | 0        | 0        | 0                 |
| Orange           | 0            | 0           | 0           | 0          | 0            | 0        | 0        | 0                 |
| Osceola          | 0            | 0           | 0           | 0          | 0            | 0        | 0        | 0                 |
| Other            | 0            | 0           | 0           | 0          | 0            | 0        | 0        | 0                 |
| Palm Beach       | 0            | 0           | 0           | 0          | 0            | 0        | 0        | 0                 |
| Pasco            | 0            | 0           | 0           | 0          | 0            | 0        | 0        | 0                 |
| Pinellas         | 0            | 0           | 0           | 0          | 0            | 0        | 0        | 0                 |
| Polk             | 0            | 0           | 0           | 0          | 0            | 0        | 0        | 0                 |
| Putnam           | 0            | 0           | 0           | 0          | 0            | 0        | 0        | 0                 |
| Santa Rosa       | 0            | 0           | 0           | 0          | 0            | 0        | 0        | 0                 |
| Sarasota         | 0            | 0           | 0           | 0          | 0            | 0        | 0        | 0                 |
| Seminole         | 0            | 0           | 0           | 0          | 0            | 0        | 0        | 0                 |
| St. Johns        | 0            | 0           | 0           | 0          | 0            | 0        | 0        | 0                 |
| St. Lucie        | 0            | 0           | 0           | 0          | 0            | 0        | 0        | 0                 |
| Sumter           | 0            | 0           | 0           | 0          | 0            | 0        | 0        | 0                 |
| Suwannee         | 0            | 0           | 0           | 0          | 0            | 0        | 0        | 0                 |
| Taylor           | 0            | 0           | 0           | 0          | 0            | 0        | 0        | 0                 |
| Union            | 0            | 0           | 0           | 0          | 0            | 0        | 0        | 0                 |
| Volusia          | 0            | 0           | 0           | 0          | 0            | 0        | 0        | 0                 |
| Wakulla          | 8,945        | 1,441       | 6,951       | 0          | 0            | 0        | 553      | 0                 |
| Walton           | 0            | 0           | 0           | 0          | 0            | 0        | 0        | 0                 |
| Washington       | 0            | 0           | 0           | 0          | 0            | 0        | 0        | 0                 |
| Total Enrollment | 110,141      | 18,733      | 85,593      | 0          | 0            | 0        | 5,815    | 0                 |

# Managed Care Enrollment by County by Market Segment by Company 1Q2005

CAREPLUS HEALTH PLANS, INC.

NAIC Company Code

95092

|                  | COUNTY TOTAL | SMALL GROUP | LARGE GROUP | INDIVIDUAL | HEALTHY KIDS | MEDICAID | MEDICARE | FEDERAL EMPLOYEES |
|------------------|--------------|-------------|-------------|------------|--------------|----------|----------|-------------------|
| Alachua          | 0            | 0           | 0           | 0          | 0            | 0        | 0        | 0                 |
| Baker            | 0            | 0           | 0           | 0          | 0            | 0        | 0        | 0                 |
| Bay              | 0            | 0           | 0           | 0          | 0            | 0        | 0        | 0                 |
| Bradford         | 0            | 0           | 0           | 0          | 0            | 0        | 0        | 0                 |
| Brevard          | 0            | 0           | 0           | 0          | 0            | 0        | 0        | 0                 |
| Broward          | 20,173       | 0           | 0           | 0          | 0            | 0        | 20,173   | 0                 |
| Calhoun          | 0            | 0           | 0           | 0          | 0            | 0        | 0        | 0                 |
| Charlotte        | 0            | 0           | 0           | 0          | 0            | 0        | 0        | 0                 |
| Citrus           | 0            | 0           | 0           | 0          | 0            | 0        | 0        | 0                 |
| Clay             | 0            | 0           | 0           | 0          | 0            | 0        | 0        | 0                 |
| Collier          | 0            | 0           | 0           | 0          | 0            | 0        | 0        | 0                 |
| Columbia         | 0            | 0           | 0           | 0          | 0            | 0        | 0        | 0                 |
| De Soto          | 0            | 0           | 0           | 0          | 0            | 0        | 0        | 0                 |
| Dixie            | 0            | 0           | 0           | 0          | 0            | 0        | 0        | 0                 |
| Duval            | 0            | 0           | 0           | 0          | 0            | 0        | 0        | 0                 |
| Escambia         | 0            | 0           | 0           | 0          | 0            | 0        | 0        | 0                 |
| Flagler          | 0            | 0           | 0           | 0          | 0            | 0        | 0        | 0                 |
| Franklin         | 0            | 0           | 0           | 0          | 0            | 0        | 0        | 0                 |
| Gadsden          | 0            | 0           | 0           | 0          | 0            | 0        | 0        | 0                 |
| Gilchrist        | 0            | 0           | 0           | 0          | 0            | 0        | 0        | 0                 |
| Glades           | 0            | 0           | 0           | 0          | 0            | 0        | 0        | 0                 |
| Gulf             | 0            | 0           | 0           | 0          | 0            | 0        | 0        | 0                 |
| Hamilton         | 0            | 0           | 0           | 0          | 0            | 0        | 0        | 0                 |
| Hardee           | 0            | 0           | 0           | 0          | 0            | 0        | 0        | 0                 |
| Hendry           | 0            | 0           | 0           | 0          | 0            | 0        | 0        | 0                 |
| Hernando         | 0            | 0           | 0           | 0          | 0            | 0        | 0        | 0                 |
| Highlands        | 0            | 0           | 0           | 0          | 0            | 0        | 0        | 0                 |
| Hillsborough     | 0            | 0           | 0           | 0          | 0            | 0        | 0        | 0                 |
| Holmes           | 0            | 0           | 0           | 0          | 0            | 0        | 0        | 0                 |
| Indian River     | 0            | 0           | 0           | 0          | 0            | 0        | 0        | 0                 |
| Jackson          | 0            | 0           | 0           | 0          | 0            | 0        | 0        | 0                 |
| Jefferson        | 0            | 0           | 0           | 0          | 0            | 0        | 0        | 0                 |
| Lafayette        | 0            | 0           | 0           | 0          | 0            | 0        | 0        | 0                 |
| Lake             | 0            | 0           | 0           | 0          | 0            | 0        | 0        | 0                 |
| Lee              | 0            | 0           | 0           | 0          | 0            | 0        | 0        | 0                 |
| Leon             | 0            | 0           | 0           | 0          | 0            | 0        | 0        | 0                 |
| Levy             | 0            | 0           | 0           | 0          | 0            | 0        | 0        | 0                 |
| Liberty          | 0            | 0           | 0           | 0          | 0            | 0        | 0        | 0                 |
| Madison          | 0            | 0           | 0           | 0          | 0            | 0        | 0        | 0                 |
| Manatee          | 0            | 0           | 0           | 0          | 0            | 0        | 0        | 0                 |
| Marion           | 0            | 0           | 0           | 0          | 0            | 0        | 0        | 0                 |
| Martin           | 0            | 0           | 0           | 0          | 0            | 0        | 0        | 0                 |
| Miami-Dade       | 28,113       | 0           | 0           | 0          | 0            | 0        | 28,113   | 0                 |
| Monroe           | 0            | 0           | 0           | 0          | 0            | 0        | 0        | 0                 |
| Nassau           | 0            | 0           | 0           | 0          | 0            | 0        | 0        | 0                 |
| Okaloosa         | 0            | 0           | 0           | 0          | 0            | 0        | 0        | 0                 |
| Okeechobee       | 0            | 0           | 0           | 0          | 0            | 0        | 0        | 0                 |
| Orange           | 0            | 0           | 0           | 0          | 0            | 0        | 0        | 0                 |
| Osceola          | 0            | 0           | 0           | 0          | 0            | 0        | 0        | 0                 |
| Other            | 0            | 0           | 0           | 0          | 0            | 0        | 0        | 0                 |
| Palm Beach       | 1,957        | 0           | 0           | 0          | 0            | 0        | 1,957    | 0                 |
| Pasco            | 0            | 0           | 0           | 0          | 0            | 0        | 0        | 0                 |
| Pinellas         | 0            | 0           | 0           | 0          | 0            | 0        | 0        | 0                 |
| Polk             | 0            | 0           | 0           | 0          | 0            | 0        | 0        | 0                 |
| Putnam           | 0            | 0           | 0           | 0          | 0            | 0        | 0        | 0                 |
| Santa Rosa       | 0            | 0           | 0           | 0          | 0            | 0        | 0        | 0                 |
| Sarasota         | 0            | 0           | 0           | 0          | 0            | 0        | 0        | 0                 |
| Seminole         | 0            | 0           | 0           | 0          | 0            | 0        | 0        | 0                 |
| St. Johns        | 0            | 0           | 0           | 0          | 0            | 0        | 0        | 0                 |
| St. Lucie        | 0            | 0           | 0           | 0          | 0            | 0        | 0        | 0                 |
| Sumter           | 0            | 0           | 0           | 0          | 0            | 0        | 0        | 0                 |
| Suwannee         | 0            | 0           | 0           | 0          | 0            | 0        | 0        | 0                 |
| Taylor           | 0            | 0           | 0           | 0          | 0            | 0        | 0        | 0                 |
| Union            | 0            | 0           | 0           | 0          | 0            | 0        | 0        | 0                 |
| Volusia          | 0            | 0           | 0           | 0          | 0            | 0        | 0        | 0                 |
| Wakulla          | 0            | 0           | 0           | 0          | 0            | 0        | 0        | 0                 |
| Walton           | 0            | 0           | 0           | 0          | 0            | 0        | 0        | 0                 |
| Washington       | 0            | 0           | 0           | 0          | 0            | 0        | 0        | 0                 |
| Total Enrollment | 50,243       | 0           | 0           | 0          | 0            | 0        | 50,243   | 0                 |

# Managed Care Enrollment by County by Market Segment by Company 1Q2005

CIGNA HEALTHCARE OF FLORIDA, INC.

NAIC Company Code

95136

|                  | COUNTY TOTAL | SMALL GROUP | LARGE GROUP | INDIVIDUAL | HEALTHY KIDS | MEDICAID | MEDICARE | FEDERAL EMPLOYEES |
|------------------|--------------|-------------|-------------|------------|--------------|----------|----------|-------------------|
| Alachua          | 21           | 0           | 21          | 0          | 0            | 0        | 0        | 0                 |
| Baker            | 5            | 0           | 5           | 0          | 0            | 0        | 0        | 0                 |
| Bay              | 3            | 0           | 3           | 0          | 0            | 0        | 0        | 0                 |
| Bradford         | 0            | 0           | 0           | 0          | 0            | 0        | 0        | 0                 |
| Brevard          | 1,240        | 7           | 1,233       | 0          | 0            | 0        | 0        | 0                 |
| Broward          | 9,417        | 148         | 9,269       | 0          | 0            | 0        | 0        | 0                 |
| Calhoun          | 0            | 0           | 0           | 0          | 0            | 0        | 0        | 0                 |
| Charlotte        | 7            | 0           | 7           | 0          | 0            | 0        | 0        | 0                 |
| Citrus           | 22           | 0           | 22          | 0          | 0            | 0        | 0        | 0                 |
| Clay             | 214          | 0           | 214         | 0          | 0            | 0        | 0        | 0                 |
| Collier          | 34           | 0           | 34          | 0          | 0            | 0        | 0        | 0                 |
| Columbia         | 5            | 0           | 5           | 0          | 0            | 0        | 0        | 0                 |
| De Soto          | 13           | 0           | 13          | 0          | 0            | 0        | 0        | 0                 |
| Dixie            | 2            | 0           | 2           | 0          | 0            | 0        | 0        | 0                 |
| Duval            | 1,075        | 14          | 1,061       | 0          | 0            | 0        | 0        | 0                 |
| Escambia         | 10           | 0           | 10          | 0          | 0            | 0        | 0        | 0                 |
| Flagler          | 29           | 0           | 29          | 0          | 0            | 0        | 0        | 0                 |
| Franklin         | 0            | 0           | 0           | 0          | 0            | 0        | 0        | 0                 |
| Gadsden          | 0            | 0           | 0           | 0          | 0            | 0        | 0        | 0                 |
| Gilchrist        | 0            | 0           | 0           | 0          | 0            | 0        | 0        | 0                 |
| Glades           | 0            | 0           | 0           | 0          | 0            | 0        | 0        | 0                 |
| Gulf             | 0            | 0           | 0           | 0          | 0            | 0        | 0        | 0                 |
| Hamilton         | 3            | 0           | 3           | 0          | 0            | 0        | 0        | 0                 |
| Hardee           | 3            | 0           | 3           | 0          | 0            | 0        | 0        | 0                 |
| Hendry           | 26           | 2           | 24          | 0          | 0            | 0        | 0        | 0                 |
| Hernando         | 295          | 0           | 295         | 0          | 0            | 0        | 0        | 0                 |
| Highlands        | 14           | 0           | 14          | 0          | 0            | 0        | 0        | 0                 |
| Hillsborough     | 9,092        | 117         | 8,975       | 0          | 0            | 0        | 0        | 0                 |
| Holmes           | 0            | 0           | 0           | 0          | 0            | 0        | 0        | 0                 |
| Indian River     | 36           | 1           | 35          | 0          | 0            | 0        | 0        | 0                 |
| Jackson          | 0            | 0           | 0           | 0          | 0            | 0        | 0        | 0                 |
| Jefferson        | 6            | 0           | 6           | 0          | 0            | 0        | 0        | 0                 |
| Lafayette        | 0            | 0           | 0           | 0          | 0            | 0        | 0        | 0                 |
| Lake             | 622          | 2           | 620         | 0          | 0            | 0        | 0        | 0                 |
| Lee              | 100          | 0           | 100         | 0          | 0            | 0        | 0        | 0                 |
| Leon             | 3            | 0           | 3           | 0          | 0            | 0        | 0        | 0                 |
| Levy             | 4            | 0           | 4           | 0          | 0            | 0        | 0        | 0                 |
| Liberty          | 0            | 0           | 0           | 0          | 0            | 0        | 0        | 0                 |
| Madison          | 0            | 0           | 0           | 0          | 0            | 0        | 0        | 0                 |
| Manatee          | 189          | 1           | 188         | 0          | 0            | 0        | 0        | 0                 |
| Marion           | 87           | 0           | 87          | 0          | 0            | 0        | 0        | 0                 |
| Martin           | 143          | 14          | 129         | 0          | 0            | 0        | 0        | 0                 |
| Miami-Dade       | 7,152        | 93          | 7,059       | 0          | 0            | 0        | 0        | 0                 |
| Monroe           | 16           | 2           | 14          | 0          | 0            | 0        | 0        | 0                 |
| Nassau           | 71           | 0           | 71          | 0          | 0            | 0        | 0        | 0                 |
| Okaloosa         | 0            | 0           | 0           | 0          | 0            | 0        | 0        | 0                 |
| Okeechobee       | 21           | 0           | 21          | 0          | 0            | 0        | 0        | 0                 |
| Orange           | 9,367        | 52          | 9,315       | 0          | 0            | 0        | 0        | 0                 |
| Osceola          | 5,370        | 5           | 5,365       | 0          | 0            | 0        | 0        | 0                 |
| Other            | 5            | 0           | 5           | 0          | 0            | 0        | 0        | 0                 |
| Palm Beach       | 7,684        | 303         | 7,381       | 0          | 0            | 0        | 0        | 0                 |
| Pasco            | 2,873        | 27          | 2,846       | 0          | 0            | 0        | 0        | 0                 |
| Pinellas         | 7,991        | 122         | 7,869       | 0          | 0            | 0        | 0        | 0                 |
| Polk             | 1,522        | 4           | 1,518       | 0          | 0            | 0        | 0        | 0                 |
| Putnam           | 6            | 1           | 5           | 0          | 0            | 0        | 0        | 0                 |
| Santa Rosa       | 3            | 0           | 3           | 0          | 0            | 0        | 0        | 0                 |
| Sarasota         | 91           | 1           | 90          | 0          | 0            | 0        | 0        | 0                 |
| Seminole         | 10,132       | 37          | 10,095      | 0          | 0            | 0        | 0        | 0                 |
| St. Johns        | 95           | 0           | 95          | 0          | 0            | 0        | 0        | 0                 |
| St. Lucie        | 112          | 5           | 107         | 0          | 0            | 0        | 0        | 0                 |
| Sumter           | 18           | 0           | 18          | 0          | 0            | 0        | 0        | 0                 |
| Suwannee         | 1            | 0           | 1           | 0          | 0            | 0        | 0        | 0                 |
| Taylor           | 0            | 0           | 0           | 0          | 0            | 0        | 0        | 0                 |
| Union            | 4            | 0           | 4           | 0          | 0            | 0        | 0        | 0                 |
| Volusia          | 1,322        | 4           | 1,318       | 0          | 0            | 0        | 0        | 0                 |
| Wakulla          | 0            | 0           | 0           | 0          | 0            | 0        | 0        | 0                 |
| Walton           | 0            | 0           | 0           | 0          | 0            | 0        | 0        | 0                 |
| Washington       | 3            | 0           | 3           | 0          | 0            | 0        | 0        | 0                 |
| Total Enrollment | 76,579       | 962         | 75,617      | 0          | 0            | 0        | 0        | 0                 |

# Managed Care Enrollment by County by Market Segment by Company 1Q2005

CITRUS HEALTH CARE, INC.

NAIC Company Code

11836

|                  | COUNTY TOTAL | SMALL GROUP | LARGE GROUP | INDIVIDUAL | HEALTHY KIDS | MEDICAID | MEDICARE | FEDERAL EMPLOYEES |
|------------------|--------------|-------------|-------------|------------|--------------|----------|----------|-------------------|
| Alachua          | 1            | 0           | 0           | 0          | 0            | 1        | 0        | 0                 |
| Baker            | 0            | 0           | 0           | 0          | 0            | 0        | 0        | 0                 |
| Bay              | 4            | 0           | 0           | 0          | 0            | 4        | 0        | 0                 |
| Bradford         | 0            | 0           | 0           | 0          | 0            | 0        | 0        | 0                 |
| Brevard          | 3            | 0           | 0           | 0          | 0            | 1        | 2        | 0                 |
| Broward          | 9            | 0           | 0           | 0          | 0            | 9        | 0        | 0                 |
| Calhoun          | 0            | 0           | 0           | 0          | 0            | 0        | 0        | 0                 |
| Charlotte        | 1            | 0           | 0           | 0          | 0            | 1        | 0        | 0                 |
| Citrus           | 2            | 0           | 0           | 0          | 0            | 2        | 0        | 0                 |
| Clay             | 0            | 0           | 0           | 0          | 0            | 0        | 0        | 0                 |
| Collier          | 5            | 0           | 0           | 0          | 0            | 5        | 0        | 0                 |
| Columbia         | 0            | 0           | 0           | 0          | 0            | 0        | 0        | 0                 |
| De Soto          | 2            | 0           | 0           | 0          | 0            | 2        | 0        | 0                 |
| Dixie            | 3            | 0           | 0           | 0          | 0            | 3        | 0        | 0                 |
| Duval            | 3            | 0           | 0           | 0          | 0            | 3        | 0        | 0                 |
| Escambia         | 0            | 0           | 0           | 0          | 0            | 0        | 0        | 0                 |
| Flagler          | 0            | 0           | 0           | 0          | 0            | 0        | 0        | 0                 |
| Franklin         | 0            | 0           | 0           | 0          | 0            | 0        | 0        | 0                 |
| Gadsden          | 1            | 0           | 0           | 0          | 0            | 1        | 0        | 0                 |
| Gilchrist        | 0            | 0           | 0           | 0          | 0            | 0        | 0        | 0                 |
| Glades           | 0            | 0           | 0           | 0          | 0            | 0        | 0        | 0                 |
| Gulf             | 0            | 0           | 0           | 0          | 0            | 0        | 0        | 0                 |
| Hamilton         | 0            | 0           | 0           | 0          | 0            | 0        | 0        | 0                 |
| Hardee           | 3            | 0           | 0           | 0          | 0            | 3        | 0        | 0                 |
| Hendry           | 0            | 0           | 0           | 0          | 0            | 0        | 0        | 0                 |
| Hernando         | 18           | 0           | 0           | 2          | 0            | 16       | 0        | 0                 |
| Highlands        | 3            | 0           | 0           | 0          | 0            | 3        | 0        | 0                 |
| Hillsborough     | 3,125        | 0           | 0           | 305        | 0            | 2,737    | 83       | 0                 |
| Holmes           | 0            | 0           | 0           | 0          | 0            | 0        | 0        | 0                 |
| Indian River     | 1            | 0           | 0           | 0          | 0            | 1        | 0        | 0                 |
| Jackson          | 2            | 0           | 0           | 0          | 0            | 2        | 0        | 0                 |
| Jefferson        | 0            | 0           | 0           | 0          | 0            | 0        | 0        | 0                 |
| Lafayette        | 0            | 0           | 0           | 0          | 0            | 0        | 0        | 0                 |
| Lake             | 7            | 0           | 0           | 7          | 0            | 0        | 0        | 0                 |
| Lee              | 3            | 0           | 0           | 0          | 0            | 3        | 0        | 0                 |
| Leon             | 2            | 0           | 0           | 0          | 0            | 2        | 0        | 0                 |
| Levy             | 0            | 0           | 0           | 0          | 0            | 0        | 0        | 0                 |
| Liberty          | 0            | 0           | 0           | 0          | 0            | 0        | 0        | 0                 |
| Madison          | 0            | 0           | 0           | 0          | 0            | 0        | 0        | 0                 |
| Manatee          | 2            | 0           | 0           | 0          | 0            | 2        | 0        | 0                 |
| Marion           | 0            | 0           | 0           | 0          | 0            | 0        | 0        | 0                 |
| Martin           | 0            | 0           | 0           | 0          | 0            | 0        | 0        | 0                 |
| Miami-Dade       | 15           | 0           | 0           | 0          | 0            | 15       | 0        | 0                 |
| Monroe           | 0            | 0           | 0           | 0          | 0            | 0        | 0        | 0                 |
| Nassau           | 0            | 0           | 0           | 0          | 0            | 0        | 0        | 0                 |
| Okaloosa         | 0            | 0           | 0           | 0          | 0            | 0        | 0        | 0                 |
| Okeechobee       | 0            | 0           | 0           | 0          | 0            | 0        | 0        | 0                 |
| Orange           | 50           | 0           | 0           | 41         | 0            | 9        | 0        | 0                 |
| Osceola          | 14           | 0           | 0           | 9          | 0            | 5        | 0        | 0                 |
| Other            | 35           | 0           | 0           | 0          | 0            | 35       | 0        | 0                 |
| Palm Beach       | 0            | 0           | 0           | 0          | 0            | 0        | 0        | 0                 |
| Pasco            | 1,235        | 0           | 0           | 145        | 0            | 1,070    | 20       | 0                 |
| Pinellas         | 2,955        | 0           | 0           | 429        | 0            | 2,470    | 56       | 0                 |
| Polk             | 2,035        | 0           | 0           | 29         | 0            | 1,740    | 266      | 0                 |
| Putnam           | 1            | 0           | 0           | 0          | 0            | 1        | 0        | 0                 |
| Santa Rosa       | 0            | 0           | 0           | 0          | 0            | 0        | 0        | 0                 |
| Sarasota         | 2            | 0           | 0           | 0          | 0            | 2        | 0        | 0                 |
| Seminole         | 19           | 0           | 0           | 11         | 0            | 8        | 0        | 0                 |
| St. Johns        | 0            | 0           | 0           | 0          | 0            | 0        | 0        | 0                 |
| St. Lucie        | 0            | 0           | 0           | 0          | 0            | 0        | 0        | 0                 |
| Sumter           | 0            | 0           | 0           | 0          | 0            | 0        | 0        | 0                 |
| Suwannee         | 0            | 0           | 0           | 0          | 0            | 0        | 0        | 0                 |
| Taylor           | 0            | 0           | 0           | 0          | 0            | 0        | 0        | 0                 |
| Union            | 0            | 0           | 0           | 0          | 0            | 0        | 0        | 0                 |
| Volusia          | 4            | 0           | 0           | 0          | 0            | 4        | 0        | 0                 |
| Wakulla          | 0            | 0           | 0           | 0          | 0            | 0        | 0        | 0                 |
| Walton           | 0            | 0           | 0           | 0          | 0            | 0        | 0        | 0                 |
| Washington       | 0            | 0           | 0           | 0          | 0            | 0        | 0        | 0                 |
| Total Enrollment | 9,565        | 0           | 0           | 978        | 0            | 8,160    | 427      | 0                 |

# Managed Care Enrollment by County by Market Segment by Company 1Q2005

DOCTORCARE, INC.

NAIC Company Code

11960

|                  | COUNTY TOTAL | SMALL GROUP | LARGE GROUP | INDIVIDUAL | HEALTHY KIDS | MEDICAID | MEDICARE | FEDERAL EMPLOYEES |
|------------------|--------------|-------------|-------------|------------|--------------|----------|----------|-------------------|
| Alachua          | 0            | 0           | 0           | 0          | 0            | 0        | 0        | 0                 |
| Baker            | 0            | 0           | 0           | 0          | 0            | 0        | 0        | 0                 |
| Bay              | 0            | 0           | 0           | 0          | 0            | 0        | 0        | 0                 |
| Bradford         | 0            | 0           | 0           | 0          | 0            | 0        | 0        | 0                 |
| Brevard          | 0            | 0           | 0           | 0          | 0            | 0        | 0        | 0                 |
| Broward          | 0            | 0           | 0           | 0          | 0            | 0        | 0        | 0                 |
| Calhoun          | 0            | 0           | 0           | 0          | 0            | 0        | 0        | 0                 |
| Charlotte        | 0            | 0           | 0           | 0          | 0            | 0        | 0        | 0                 |
| Citrus           | 0            | 0           | 0           | 0          | 0            | 0        | 0        | 0                 |
| Clay             | 0            | 0           | 0           | 0          | 0            | 0        | 0        | 0                 |
| Collier          | 0            | 0           | 0           | 0          | 0            | 0        | 0        | 0                 |
| Columbia         | 0            | 0           | 0           | 0          | 0            | 0        | 0        | 0                 |
| De Soto          | 0            | 0           | 0           | 0          | 0            | 0        | 0        | 0                 |
| Dixie            | 0            | 0           | 0           | 0          | 0            | 0        | 0        | 0                 |
| Duval            | 0            | 0           | 0           | 0          | 0            | 0        | 0        | 0                 |
| Escambia         | 0            | 0           | 0           | 0          | 0            | 0        | 0        | 0                 |
| Flagler          | 0            | 0           | 0           | 0          | 0            | 0        | 0        | 0                 |
| Franklin         | 0            | 0           | 0           | 0          | 0            | 0        | 0        | 0                 |
| Gadsden          | 0            | 0           | 0           | 0          | 0            | 0        | 0        | 0                 |
| Gilchrist        | 0            | 0           | 0           | 0          | 0            | 0        | 0        | 0                 |
| Glades           | 0            | 0           | 0           | 0          | 0            | 0        | 0        | 0                 |
| Gulf             | 0            | 0           | 0           | 0          | 0            | 0        | 0        | 0                 |
| Hamilton         | 0            | 0           | 0           | 0          | 0            | 0        | 0        | 0                 |
| Hardee           | 0            | 0           | 0           | 0          | 0            | 0        | 0        | 0                 |
| Hendry           | 0            | 0           | 0           | 0          | 0            | 0        | 0        | 0                 |
| Hernando         | 0            | 0           | 0           | 0          | 0            | 0        | 0        | 0                 |
| Highlands        | 0            | 0           | 0           | 0          | 0            | 0        | 0        | 0                 |
| Hillsborough     | 0            | 0           | 0           | 0          | 0            | 0        | 0        | 0                 |
| Holmes           | 0            | 0           | 0           | 0          | 0            | 0        | 0        | 0                 |
| Indian River     | 0            | 0           | 0           | 0          | 0            | 0        | 0        | 0                 |
| Jackson          | 0            | 0           | 0           | 0          | 0            | 0        | 0        | 0                 |
| Jefferson        | 0            | 0           | 0           | 0          | 0            | 0        | 0        | 0                 |
| Lafayette        | 0            | 0           | 0           | 0          | 0            | 0        | 0        | 0                 |
| Lake             | 0            | 0           | 0           | 0          | 0            | 0        | 0        | 0                 |
| Lee              | 0            | 0           | 0           | 0          | 0            | 0        | 0        | 0                 |
| Leon             | 0            | 0           | 0           | 0          | 0            | 0        | 0        | 0                 |
| Levy             | 0            | 0           | 0           | 0          | 0            | 0        | 0        | 0                 |
| Liberty          | 0            | 0           | 0           | 0          | 0            | 0        | 0        | 0                 |
| Madison          | 0            | 0           | 0           | 0          | 0            | 0        | 0        | 0                 |
| Manatee          | 0            | 0           | 0           | 0          | 0            | 0        | 0        | 0                 |
| Marion           | 0            | 0           | 0           | 0          | 0            | 0        | 0        | 0                 |
| Martin           | 0            | 0           | 0           | 0          | 0            | 0        | 0        | 0                 |
| Miami-Dade       | 212          | 0           | 0           | 0          | 0            | 0        | 212      | 0                 |
| Monroe           | 0            | 0           | 0           | 0          | 0            | 0        | 0        | 0                 |
| Nassau           | 0            | 0           | 0           | 0          | 0            | 0        | 0        | 0                 |
| Okaloosa         | 0            | 0           | 0           | 0          | 0            | 0        | 0        | 0                 |
| Okeechobee       | 0            | 0           | 0           | 0          | 0            | 0        | 0        | 0                 |
| Orange           | 0            | 0           | 0           | 0          | 0            | 0        | 0        | 0                 |
| Osceola          | 0            | 0           | 0           | 0          | 0            | 0        | 0        | 0                 |
| Other            | 0            | 0           | 0           | 0          | 0            | 0        | 0        | 0                 |
| Palm Beach       | 0            | 0           | 0           | 0          | 0            | 0        | 0        | 0                 |
| Pasco            | 0            | 0           | 0           | 0          | 0            | 0        | 0        | 0                 |
| Pinellas         | 0            | 0           | 0           | 0          | 0            | 0        | 0        | 0                 |
| Polk             | 0            | 0           | 0           | 0          | 0            | 0        | 0        | 0                 |
| Putnam           | 0            | 0           | 0           | 0          | 0            | 0        | 0        | 0                 |
| Santa Rosa       | 0            | 0           | 0           | 0          | 0            | 0        | 0        | 0                 |
| Sarasota         | 0            | 0           | 0           | 0          | 0            | 0        | 0        | 0                 |
| Seminole         | 0            | 0           | 0           | 0          | 0            | 0        | 0        | 0                 |
| St. Johns        | 0            | 0           | 0           | 0          | 0            | 0        | 0        | 0                 |
| St. Lucie        | 0            | 0           | 0           | 0          | 0            | 0        | 0        | 0                 |
| Sumter           | 0            | 0           | 0           | 0          | 0            | 0        | 0        | 0                 |
| Suwannee         | 0            | 0           | 0           | 0          | 0            | 0        | 0        | 0                 |
| Taylor           | 0            | 0           | 0           | 0          | 0            | 0        | 0        | 0                 |
| Union            | 0            | 0           | 0           | 0          | 0            | 0        | 0        | 0                 |
| Volusia          | 0            | 0           | 0           | 0          | 0            | 0        | 0        | 0                 |
| Wakulla          | 0            | 0           | 0           | 0          | 0            | 0        | 0        | 0                 |
| Walton           | 0            | 0           | 0           | 0          | 0            | 0        | 0        | 0                 |
| Washington       | 0            | 0           | 0           | 0          | 0            | 0        | 0        | 0                 |
| Total Enrollment | 212          | 0           | 0           | 0          | 0            | 0        | 212      | 0                 |

# Managed Care Enrollment by County by Market Segment by Company 1Q2005

FLORIDA HEALTH CARE PLAN, INC.

NAIC Company Code

95124

|                  | COUNTY TOTAL | SMALL GROUP | LARGE GROUP | INDIVIDUAL | HEALTHY KIDS | MEDICAID | MEDICARE | FEDERAL EMPLOYEES |
|------------------|--------------|-------------|-------------|------------|--------------|----------|----------|-------------------|
| Alachua          | 0            | 0           | 0           | 0          | 0            | 0        | 0        | 0                 |
| Baker            | 0            | 0           | 0           | 0          | 0            | 0        | 0        | 0                 |
| Bay              | 0            | 0           | 0           | 0          | 0            | 0        | 0        | 0                 |
| Bradford         | 0            | 0           | 0           | 0          | 0            | 0        | 0        | 0                 |
| Brevard          | 0            | 0           | 0           | 0          | 0            | 0        | 0        | 0                 |
| Broward          | 0            | 0           | 0           | 0          | 0            | 0        | 0        | 0                 |
| Calhoun          | 0            | 0           | 0           | 0          | 0            | 0        | 0        | 0                 |
| Charlotte        | 0            | 0           | 0           | 0          | 0            | 0        | 0        | 0                 |
| Citrus           | 0            | 0           | 0           | 0          | 0            | 0        | 0        | 0                 |
| Clay             | 0            | 0           | 0           | 0          | 0            | 0        | 0        | 0                 |
| Collier          | 0            | 0           | 0           | 0          | 0            | 0        | 0        | 0                 |
| Columbia         | 0            | 0           | 0           | 0          | 0            | 0        | 0        | 0                 |
| De Soto          | 0            | 0           | 0           | 0          | 0            | 0        | 0        | 0                 |
| Dixie            | 0            | 0           | 0           | 0          | 0            | 0        | 0        | 0                 |
| Duval            | 0            | 0           | 0           | 0          | 0            | 0        | 0        | 0                 |
| Escambia         | 0            | 0           | 0           | 0          | 0            | 0        | 0        | 0                 |
| Flagler          | 8,461        | 777         | 3,456       | 0          | 1,172        | 0        | 3,056    | 0                 |
| Franklin         | 0            | 0           | 0           | 0          | 0            | 0        | 0        | 0                 |
| Gadsden          | 0            | 0           | 0           | 0          | 0            | 0        | 0        | 0                 |
| Gilchrist        | 0            | 0           | 0           | 0          | 0            | 0        | 0        | 0                 |
| Glades           | 0            | 0           | 0           | 0          | 0            | 0        | 0        | 0                 |
| Gulf             | 0            | 0           | 0           | 0          | 0            | 0        | 0        | 0                 |
| Hamilton         | 0            | 0           | 0           | 0          | 0            | 0        | 0        | 0                 |
| Hardee           | 0            | 0           | 0           | 0          | 0            | 0        | 0        | 0                 |
| Hendry           | 0            | 0           | 0           | 0          | 0            | 0        | 0        | 0                 |
| Hernando         | 0            | 0           | 0           | 0          | 0            | 0        | 0        | 0                 |
| Highlands        | 0            | 0           | 0           | 0          | 0            | 0        | 0        | 0                 |
| Hillsborough     | 0            | 0           | 0           | 0          | 0            | 0        | 0        | 0                 |
| Holmes           | 0            | 0           | 0           | 0          | 0            | 0        | 0        | 0                 |
| Indian River     | 0            | 0           | 0           | 0          | 0            | 0        | 0        | 0                 |
| Jackson          | 0            | 0           | 0           | 0          | 0            | 0        | 0        | 0                 |
| Jefferson        | 0            | 0           | 0           | 0          | 0            | 0        | 0        | 0                 |
| Lafayette        | 0            | 0           | 0           | 0          | 0            | 0        | 0        | 0                 |
| Lake             | 0            | 0           | 0           | 0          | 0            | 0        | 0        | 0                 |
| Lee              | 0            | 0           | 0           | 0          | 0            | 0        | 0        | 0                 |
| Leon             | 0            | 0           | 0           | 0          | 0            | 0        | 0        | 0                 |
| Levy             | 0            | 0           | 0           | 0          | 0            | 0        | 0        | 0                 |
| Liberty          | 0            | 0           | 0           | 0          | 0            | 0        | 0        | 0                 |
| Madison          | 0            | 0           | 0           | 0          | 0            | 0        | 0        | 0                 |
| Manatee          | 0            | 0           | 0           | 0          | 0            | 0        | 0        | 0                 |
| Marion           | 0            | 0           | 0           | 0          | 0            | 0        | 0        | 0                 |
| Martin           | 0            | 0           | 0           | 0          | 0            | 0        | 0        | 0                 |
| Miami-Dade       | 0            | 0           | 0           | 0          | 0            | 0        | 0        | 0                 |
| Monroe           | 0            | 0           | 0           | 0          | 0            | 0        | 0        | 0                 |
| Nassau           | 0            | 0           | 0           | 0          | 0            | 0        | 0        | 0                 |
| Okaloosa         | 0            | 0           | 0           | 0          | 0            | 0        | 0        | 0                 |
| Okeechobee       | 0            | 0           | 0           | 0          | 0            | 0        | 0        | 0                 |
| Orange           | 0            | 0           | 0           | 0          | 0            | 0        | 0        | 0                 |
| Osceola          | 0            | 0           | 0           | 0          | 0            | 0        | 0        | 0                 |
| Other            | 0            | 0           | 0           | 0          | 0            | 0        | 0        | 0                 |
| Palm Beach       | 0            | 0           | 0           | 0          | 0            | 0        | 0        | 0                 |
| Pasco            | 0            | 0           | 0           | 0          | 0            | 0        | 0        | 0                 |
| Pinellas         | 0            | 0           | 0           | 0          | 0            | 0        | 0        | 0                 |
| Polk             | 0            | 0           | 0           | 0          | 0            | 0        | 0        | 0                 |
| Putnam           | 0            | 0           | 0           | 0          | 0            | 0        | 0        | 0                 |
| Santa Rosa       | 0            | 0           | 0           | 0          | 0            | 0        | 0        | 0                 |
| Sarasota         | 0            | 0           | 0           | 0          | 0            | 0        | 0        | 0                 |
| Seminole         | 251          | 25          | 204         | 0          | 12           | 0        | 10       | 0                 |
| St. Johns        | 0            | 0           | 0           | 0          | 0            | 0        | 0        | 0                 |
| St. Lucie        | 0            | 0           | 0           | 0          | 0            | 0        | 0        | 0                 |
| Sumter           | 0            | 0           | 0           | 0          | 0            | 0        | 0        | 0                 |
| Suwannee         | 0            | 0           | 0           | 0          | 0            | 0        | 0        | 0                 |
| Taylor           | 0            | 0           | 0           | 0          | 0            | 0        | 0        | 0                 |
| Union            | 0            | 0           | 0           | 0          | 0            | 0        | 0        | 0                 |
| Volusia          | 56,319       | 5,178       | 29,165      | 0          | 8,134        | 0        | 13,842   | 0                 |
| Wakulla          | 0            | 0           | 0           | 0          | 0            | 0        | 0        | 0                 |
| Walton           | 0            | 0           | 0           | 0          | 0            | 0        | 0        | 0                 |
| Washington       | 0            | 0           | 0           | 0          | 0            | 0        | 0        | 0                 |
| Total Enrollment | 65,031       | 5,980       | 32,825      | 0          | 9,318        | 0        | 16,908   | 0                 |

# Managed Care Enrollment by County by Market Segment by Company 1Q2005

FREEDOM HEALTH, INC.

NAIC Company Code

10119

|                  | COUNTY TOTAL | SMALL GROUP | LARGE GROUP | INDIVIDUAL | HEALTHY KIDS | MEDICAID | MEDICARE | FEDERAL EMPLOYEES |
|------------------|--------------|-------------|-------------|------------|--------------|----------|----------|-------------------|
| Alachua          | 0            | 0           | 0           | 0          | 0            | 0        | 0        | 0                 |
| Baker            | 0            | 0           | 0           | 0          | 0            | 0        | 0        | 0                 |
| Bay              | 0            | 0           | 0           | 0          | 0            | 0        | 0        | 0                 |
| Bradford         | 0            | 0           | 0           | 0          | 0            | 0        | 0        | 0                 |
| Brevard          | 0            | 0           | 0           | 0          | 0            | 0        | 0        | 0                 |
| Broward          | 0            | 0           | 0           | 0          | 0            | 0        | 0        | 0                 |
| Calhoun          | 0            | 0           | 0           | 0          | 0            | 0        | 0        | 0                 |
| Charlotte        | 0            | 0           | 0           | 0          | 0            | 0        | 0        | 0                 |
| Citrus           | 0            | 0           | 0           | 0          | 0            | 0        | 0        | 0                 |
| Clay             | 0            | 0           | 0           | 0          | 0            | 0        | 0        | 0                 |
| Collier          | 0            | 0           | 0           | 0          | 0            | 0        | 0        | 0                 |
| Columbia         | 0            | 0           | 0           | 0          | 0            | 0        | 0        | 0                 |
| De Soto          | 0            | 0           | 0           | 0          | 0            | 0        | 0        | 0                 |
| Dixie            | 0            | 0           | 0           | 0          | 0            | 0        | 0        | 0                 |
| Duval            | 0            | 0           | 0           | 0          | 0            | 0        | 0        | 0                 |
| Escambia         | 0            | 0           | 0           | 0          | 0            | 0        | 0        | 0                 |
| Flagler          | 0            | 0           | 0           | 0          | 0            | 0        | 0        | 0                 |
| Franklin         | 0            | 0           | 0           | 0          | 0            | 0        | 0        | 0                 |
| Gadsden          | 0            | 0           | 0           | 0          | 0            | 0        | 0        | 0                 |
| Gilchrist        | 0            | 0           | 0           | 0          | 0            | 0        | 0        | 0                 |
| Glades           | 0            | 0           | 0           | 0          | 0            | 0        | 0        | 0                 |
| Gulf             | 0            | 0           | 0           | 0          | 0            | 0        | 0        | 0                 |
| Hamilton         | 0            | 0           | 0           | 0          | 0            | 0        | 0        | 0                 |
| Hardee           | 0            | 0           | 0           | 0          | 0            | 0        | 0        | 0                 |
| Hendry           | 0            | 0           | 0           | 0          | 0            | 0        | 0        | 0                 |
| Hernando         | 0            | 0           | 0           | 0          | 0            | 0        | 0        | 0                 |
| Highlands        | 0            | 0           | 0           | 0          | 0            | 0        | 0        | 0                 |
| Hillsborough     | 0            | 0           | 0           | 0          | 0            | 0        | 0        | 0                 |
| Holmes           | 0            | 0           | 0           | 0          | 0            | 0        | 0        | 0                 |
| Indian River     | 0            | 0           | 0           | 0          | 0            | 0        | 0        | 0                 |
| Jackson          | 0            | 0           | 0           | 0          | 0            | 0        | 0        | 0                 |
| Jefferson        | 0            | 0           | 0           | 0          | 0            | 0        | 0        | 0                 |
| Lafayette        | 0            | 0           | 0           | 0          | 0            | 0        | 0        | 0                 |
| Lake             | 0            | 0           | 0           | 0          | 0            | 0        | 0        | 0                 |
| Lee              | 0            | 0           | 0           | 0          | 0            | 0        | 0        | 0                 |
| Leon             | 0            | 0           | 0           | 0          | 0            | 0        | 0        | 0                 |
| Levy             | 0            | 0           | 0           | 0          | 0            | 0        | 0        | 0                 |
| Liberty          | 0            | 0           | 0           | 0          | 0            | 0        | 0        | 0                 |
| Madison          | 0            | 0           | 0           | 0          | 0            | 0        | 0        | 0                 |
| Manatee          | 0            | 0           | 0           | 0          | 0            | 0        | 0        | 0                 |
| Marion           | 0            | 0           | 0           | 0          | 0            | 0        | 0        | 0                 |
| Martin           | 0            | 0           | 0           | 0          | 0            | 0        | 0        | 0                 |
| Miami-Dade       | 0            | 0           | 0           | 0          | 0            | 0        | 0        | 0                 |
| Monroe           | 0            | 0           | 0           | 0          | 0            | 0        | 0        | 0                 |
| Nassau           | 0            | 0           | 0           | 0          | 0            | 0        | 0        | 0                 |
| Okaloosa         | 0            | 0           | 0           | 0          | 0            | 0        | 0        | 0                 |
| Okeechobee       | 0            | 0           | 0           | 0          | 0            | 0        | 0        | 0                 |
| Orange           | 0            | 0           | 0           | 0          | 0            | 0        | 0        | 0                 |
| Osceola          | 0            | 0           | 0           | 0          | 0            | 0        | 0        | 0                 |
| Other            | 0            | 0           | 0           | 0          | 0            | 0        | 0        | 0                 |
| Palm Beach       | 0            | 0           | 0           | 0          | 0            | 0        | 0        | 0                 |
| Pasco            | 0            | 0           | 0           | 0          | 0            | 0        | 0        | 0                 |
| Pinellas         | 0            | 0           | 0           | 0          | 0            | 0        | 0        | 0                 |
| Polk             | 0            | 0           | 0           | 0          | 0            | 0        | 0        | 0                 |
| Putnam           | 0            | 0           | 0           | 0          | 0            | 0        | 0        | 0                 |
| Santa Rosa       | 0            | 0           | 0           | 0          | 0            | 0        | 0        | 0                 |
| Sarasota         | 0            | 0           | 0           | 0          | 0            | 0        | 0        | 0                 |
| Seminole         | 0            | 0           | 0           | 0          | 0            | 0        | 0        | 0                 |
| St. Johns        | 0            | 0           | 0           | 0          | 0            | 0        | 0        | 0                 |
| St. Lucie        | 0            | 0           | 0           | 0          | 0            | 0        | 0        | 0                 |
| Sumter           | 0            | 0           | 0           | 0          | 0            | 0        | 0        | 0                 |
| Suwannee         | 0            | 0           | 0           | 0          | 0            | 0        | 0        | 0                 |
| Taylor           | 0            | 0           | 0           | 0          | 0            | 0        | 0        | 0                 |
| Union            | 0            | 0           | 0           | 0          | 0            | 0        | 0        | 0                 |
| Volusia          | 0            | 0           | 0           | 0          | 0            | 0        | 0        | 0                 |
| Wakulla          | 0            | 0           | 0           | 0          | 0            | 0        | 0        | 0                 |
| Walton           | 0            | 0           | 0           | 0          | 0            | 0        | 0        | 0                 |
| Washington       | 0            | 0           | 0           | 0          | 0            | 0        | 0        | 0                 |
| Total Enrollment | 0            | 0           | 0           | 0          | 0            | 0        | 0        | 0                 |

# Managed Care Enrollment by County by Market Segment by Company 1Q2005

GREAT-WEST HEALTHCARE OF FLORIDA, INC.

NAIC Company Code

95805

|                  | COUNTY TOTAL | SMALL GROUP | LARGE GROUP | INDIVIDUAL | HEALTHY KIDS | MEDICAID | MEDICARE | FEDERAL EMPLOYEES |
|------------------|--------------|-------------|-------------|------------|--------------|----------|----------|-------------------|
| Alachua          | 0            | 0           | 0           | 0          | 0            | 0        | 0        | 0                 |
| Baker            | 0            | 0           | 0           | 0          | 0            | 0        | 0        | 0                 |
| Bay              | 0            | 0           | 0           | 0          | 0            | 0        | 0        | 0                 |
| Bradford         | 0            | 0           | 0           | 0          | 0            | 0        | 0        | 0                 |
| Brevard          | 1            | 0           | 1           | 0          | 0            | 0        | 0        | 0                 |
| Broward          | 430          | 0           | 430         | 0          | 0            | 0        | 0        | 0                 |
| Calhoun          | 0            | 0           | 0           | 0          | 0            | 0        | 0        | 0                 |
| Charlotte        | 1            | 0           | 1           | 0          | 0            | 0        | 0        | 0                 |
| Citrus           | 0            | 0           | 0           | 0          | 0            | 0        | 0        | 0                 |
| Clay             | 0            | 0           | 0           | 0          | 0            | 0        | 0        | 0                 |
| Collier          | 3            | 0           | 3           | 0          | 0            | 0        | 0        | 0                 |
| Columbia         | 0            | 0           | 0           | 0          | 0            | 0        | 0        | 0                 |
| De Soto          | 0            | 0           | 0           | 0          | 0            | 0        | 0        | 0                 |
| Dixie            | 0            | 0           | 0           | 0          | 0            | 0        | 0        | 0                 |
| Duval            | 0            | 0           | 0           | 0          | 0            | 0        | 0        | 0                 |
| Escambia         | 0            | 0           | 0           | 0          | 0            | 0        | 0        | 0                 |
| Flagler          | 0            | 0           | 0           | 0          | 0            | 0        | 0        | 0                 |
| Franklin         | 0            | 0           | 0           | 0          | 0            | 0        | 0        | 0                 |
| Gadsden          | 0            | 0           | 0           | 0          | 0            | 0        | 0        | 0                 |
| Gilchrist        | 0            | 0           | 0           | 0          | 0            | 0        | 0        | 0                 |
| Glades           | 0            | 0           | 0           | 0          | 0            | 0        | 0        | 0                 |
| Gulf             | 0            | 0           | 0           | 0          | 0            | 0        | 0        | 0                 |
| Hamilton         | 0            | 0           | 0           | 0          | 0            | 0        | 0        | 0                 |
| Hardee           | 0            | 0           | 0           | 0          | 0            | 0        | 0        | 0                 |
| Hendry           | 0            | 0           | 0           | 0          | 0            | 0        | 0        | 0                 |
| Hernando         | 5            | 0           | 5           | 0          | 0            | 0        | 0        | 0                 |
| Highlands        | 0            | 0           | 0           | 0          | 0            | 0        | 0        | 0                 |
| Hillsborough     | 160          | 0           | 160         | 0          | 0            | 0        | 0        | 0                 |
| Holmes           | 0            | 0           | 0           | 0          | 0            | 0        | 0        | 0                 |
| Indian River     | 0            | 0           | 0           | 0          | 0            | 0        | 0        | 0                 |
| Jackson          | 0            | 0           | 0           | 0          | 0            | 0        | 0        | 0                 |
| Jefferson        | 0            | 0           | 0           | 0          | 0            | 0        | 0        | 0                 |
| Lafayette        | 0            | 0           | 0           | 0          | 0            | 0        | 0        | 0                 |
| Lake             | 18           | 0           | 18          | 0          | 0            | 0        | 0        | 0                 |
| Lee              | 8            | 0           | 8           | 0          | 0            | 0        | 0        | 0                 |
| Leon             | 0            | 0           | 0           | 0          | 0            | 0        | 0        | 0                 |
| Levy             | 0            | 0           | 0           | 0          | 0            | 0        | 0        | 0                 |
| Liberty          | 0            | 0           | 0           | 0          | 0            | 0        | 0        | 0                 |
| Madison          | 0            | 0           | 0           | 0          | 0            | 0        | 0        | 0                 |
| Manatee          | 4            | 0           | 4           | 0          | 0            | 0        | 0        | 0                 |
| Marion           | 0            | 0           | 0           | 0          | 0            | 0        | 0        | 0                 |
| Martin           | 0            | 0           | 0           | 0          | 0            | 0        | 0        | 0                 |
| Miami-Dade       | 320          | 0           | 320         | 0          | 0            | 0        | 0        | 0                 |
| Monroe           | 0            | 0           | 0           | 0          | 0            | 0        | 0        | 0                 |
| Nassau           | 0            | 0           | 0           | 0          | 0            | 0        | 0        | 0                 |
| Okaloosa         | 0            | 0           | 0           | 0          | 0            | 0        | 0        | 0                 |
| Okeechobee       | 0            | 0           | 0           | 0          | 0            | 0        | 0        | 0                 |
| Orange           | 144          | 0           | 144         | 0          | 0            | 0        | 0        | 0                 |
| Osceola          | 13           | 0           | 13          | 0          | 0            | 0        | 0        | 0                 |
| Other            | 9            | 0           | 9           | 0          | 0            | 0        | 0        | 0                 |
| Palm Beach       | 68           | 0           | 68          | 0          | 0            | 0        | 0        | 0                 |
| Pasco            | 48           | 0           | 48          | 0          | 0            | 0        | 0        | 0                 |
| Pinellas         | 32           | 0           | 32          | 0          | 0            | 0        | 0        | 0                 |
| Polk             | 32           | 0           | 32          | 0          | 0            | 0        | 0        | 0                 |
| Putnam           | 0            | 0           | 0           | 0          | 0            | 0        | 0        | 0                 |
| Santa Rosa       | 0            | 0           | 0           | 0          | 0            | 0        | 0        | 0                 |
| Sarasota         | 0            | 0           | 0           | 0          | 0            | 0        | 0        | 0                 |
| Seminole         | 94           | 0           | 94          | 0          | 0            | 0        | 0        | 0                 |
| St. Johns        | 0            | 0           | 0           | 0          | 0            | 0        | 0        | 0                 |
| St. Lucie        | 0            | 0           | 0           | 0          | 0            | 0        | 0        | 0                 |
| Sumter           | 0            | 0           | 0           | 0          | 0            | 0        | 0        | 0                 |
| Suwannee         | 0            | 0           | 0           | 0          | 0            | 0        | 0        | 0                 |
| Taylor           | 0            | 0           | 0           | 0          | 0            | 0        | 0        | 0                 |
| Union            | 0            | 0           | 0           | 0          | 0            | 0        | 0        | 0                 |
| Volusia          | 11           | 0           | 11          | 0          | 0            | 0        | 0        | 0                 |
| Wakulla          | 0            | 0           | 0           | 0          | 0            | 0        | 0        | 0                 |
| Walton           | 0            | 0           | 0           | 0          | 0            | 0        | 0        | 0                 |
| Washington       | 0            | 0           | 0           | 0          | 0            | 0        | 0        | 0                 |
| Total Enrollment | 1,401        | 0           | 1,401       | 0          | 0            | 0        | 0        | 0                 |

# Managed Care Enrollment by County by Market Segment by Company 1Q2005

HEALTH FIRST HEALTH PLANS, INC.

NAIC Company Code

95019

|                  | COUNTY TOTAL | SMALL GROUP | LARGE GROUP | INDIVIDUAL | HEALTHY KIDS | MEDICAID | MEDICARE | FEDERAL EMPLOYEES |
|------------------|--------------|-------------|-------------|------------|--------------|----------|----------|-------------------|
| Alachua          | 0            | 0           | 0           | 0          | 0            | 0        | 0        | 0                 |
| Baker            | 0            | 0           | 0           | 0          | 0            | 0        | 0        | 0                 |
| Bay              | 0            | 0           | 0           | 0          | 0            | 0        | 0        | 0                 |
| Bradford         | 0            | 0           | 0           | 0          | 0            | 0        | 0        | 0                 |
| Brevard          | 48,915       | 15,444      | 16,454      | 0          | 0            | 0        | 17,017   | 0                 |
| Broward          | 0            | 0           | 0           | 0          | 0            | 0        | 0        | 0                 |
| Calhoun          | 0            | 0           | 0           | 0          | 0            | 0        | 0        | 0                 |
| Charlotte        | 0            | 0           | 0           | 0          | 0            | 0        | 0        | 0                 |
| Citrus           | 0            | 0           | 0           | 0          | 0            | 0        | 0        | 0                 |
| Clay             | 0            | 0           | 0           | 0          | 0            | 0        | 0        | 0                 |
| Collier          | 0            | 0           | 0           | 0          | 0            | 0        | 0        | 0                 |
| Columbia         | 0            | 0           | 0           | 0          | 0            | 0        | 0        | 0                 |
| De Soto          | 0            | 0           | 0           | 0          | 0            | 0        | 0        | 0                 |
| Dixie            | 0            | 0           | 0           | 0          | 0            | 0        | 0        | 0                 |
| Duval            | 0            | 0           | 0           | 0          | 0            | 0        | 0        | 0                 |
| Escambia         | 0            | 0           | 0           | 0          | 0            | 0        | 0        | 0                 |
| Flagler          | 0            | 0           | 0           | 0          | 0            | 0        | 0        | 0                 |
| Franklin         | 0            | 0           | 0           | 0          | 0            | 0        | 0        | 0                 |
| Gadsden          | 0            | 0           | 0           | 0          | 0            | 0        | 0        | 0                 |
| Gilchrist        | 0            | 0           | 0           | 0          | 0            | 0        | 0        | 0                 |
| Glades           | 0            | 0           | 0           | 0          | 0            | 0        | 0        | 0                 |
| Gulf             | 0            | 0           | 0           | 0          | 0            | 0        | 0        | 0                 |
| Hamilton         | 0            | 0           | 0           | 0          | 0            | 0        | 0        | 0                 |
| Hardee           | 0            | 0           | 0           | 0          | 0            | 0        | 0        | 0                 |
| Hendry           | 0            | 0           | 0           | 0          | 0            | 0        | 0        | 0                 |
| Hernando         | 0            | 0           | 0           | 0          | 0            | 0        | 0        | 0                 |
| Highlands        | 0            | 0           | 0           | 0          | 0            | 0        | 0        | 0                 |
| Hillsborough     | 0            | 0           | 0           | 0          | 0            | 0        | 0        | 0                 |
| Holmes           | 0            | 0           | 0           | 0          | 0            | 0        | 0        | 0                 |
| Indian River     | 801          | 56          | 95          | 0          | 0            | 0        | 650      | 0                 |
| Jackson          | 0            | 0           | 0           | 0          | 0            | 0        | 0        | 0                 |
| Jefferson        | 0            | 0           | 0           | 0          | 0            | 0        | 0        | 0                 |
| Lafayette        | 0            | 0           | 0           | 0          | 0            | 0        | 0        | 0                 |
| Lake             | 0            | 0           | 0           | 0          | 0            | 0        | 0        | 0                 |
| Lee              | 0            | 0           | 0           | 0          | 0            | 0        | 0        | 0                 |
| Leon             | 0            | 0           | 0           | 0          | 0            | 0        | 0        | 0                 |
| Levy             | 0            | 0           | 0           | 0          | 0            | 0        | 0        | 0                 |
| Liberty          | 0            | 0           | 0           | 0          | 0            | 0        | 0        | 0                 |
| Madison          | 0            | 0           | 0           | 0          | 0            | 0        | 0        | 0                 |
| Manatee          | 0            | 0           | 0           | 0          | 0            | 0        | 0        | 0                 |
| Marion           | 0            | 0           | 0           | 0          | 0            | 0        | 0        | 0                 |
| Martin           | 0            | 0           | 0           | 0          | 0            | 0        | 0        | 0                 |
| Miami-Dade       | 0            | 0           | 0           | 0          | 0            | 0        | 0        | 0                 |
| Monroe           | 0            | 0           | 0           | 0          | 0            | 0        | 0        | 0                 |
| Nassau           | 0            | 0           | 0           | 0          | 0            | 0        | 0        | 0                 |
| Okaloosa         | 0            | 0           | 0           | 0          | 0            | 0        | 0        | 0                 |
| Okeechobee       | 0            | 0           | 0           | 0          | 0            | 0        | 0        | 0                 |
| Orange           | 0            | 0           | 0           | 0          | 0            | 0        | 0        | 0                 |
| Osceola          | 0            | 0           | 0           | 0          | 0            | 0        | 0        | 0                 |
| Other            | 0            | 0           | 0           | 0          | 0            | 0        | 0        | 0                 |
| Palm Beach       | 0            | 0           | 0           | 0          | 0            | 0        | 0        | 0                 |
| Pasco            | 0            | 0           | 0           | 0          | 0            | 0        | 0        | 0                 |
| Pinellas         | 0            | 0           | 0           | 0          | 0            | 0        | 0        | 0                 |
| Polk             | 0            | 0           | 0           | 0          | 0            | 0        | 0        | 0                 |
| Putnam           | 0            | 0           | 0           | 0          | 0            | 0        | 0        | 0                 |
| Santa Rosa       | 0            | 0           | 0           | 0          | 0            | 0        | 0        | 0                 |
| Sarasota         | 0            | 0           | 0           | 0          | 0            | 0        | 0        | 0                 |
| Seminole         | 0            | 0           | 0           | 0          | 0            | 0        | 0        | 0                 |
| St. Johns        | 0            | 0           | 0           | 0          | 0            | 0        | 0        | 0                 |
| St. Lucie        | 0            | 0           | 0           | 0          | 0            | 0        | 0        | 0                 |
| Sumter           | 0            | 0           | 0           | 0          | 0            | 0        | 0        | 0                 |
| Suwannee         | 0            | 0           | 0           | 0          | 0            | 0        | 0        | 0                 |
| Taylor           | 0            | 0           | 0           | 0          | 0            | 0        | 0        | 0                 |
| Union            | 0            | 0           | 0           | 0          | 0            | 0        | 0        | 0                 |
| Volusia          | 0            | 0           | 0           | 0          | 0            | 0        | 0        | 0                 |
| Wakulla          | 0            | 0           | 0           | 0          | 0            | 0        | 0        | 0                 |
| Walton           | 0            | 0           | 0           | 0          | 0            | 0        | 0        | 0                 |
| Washington       | 0            | 0           | 0           | 0          | 0            | 0        | 0        | 0                 |
| Total Enrollment | 49,716       | 15,500      | 16,549      | 0          | 0            | 0        | 17,667   | 0                 |

# Managed Care Enrollment by County by Market Segment by Company 1Q2005

HEALTH OPTIONS, INC.

NAIC Company Code

95089

|                  | COUNTY TOTAL | SMALL GROUP | LARGE GROUP | INDIVIDUAL | HEALTHY KIDS | MEDICAID | MEDICARE | FEDERAL EMPLOYEES |
|------------------|--------------|-------------|-------------|------------|--------------|----------|----------|-------------------|
| Alachua          | 11,153       | 3,554       | 7,476       | 123        | 0            | 0        | 0        | 0                 |
| Baker            | 535          | 302         | 207         | 26         | 0            | 0        | 0        | 0                 |
| Bay              | 274          | 0           | 273         | 1          | 0            | 0        | 0        | 0                 |
| Bradford         | 211          | 196         | 4           | 11         | 0            | 0        | 0        | 0                 |
| Brevard          | 8,997        | 4,122       | 4,256       | 619        | 0            | 0        | 0        | 0                 |
| Broward          | 39,314       | 10,503      | 16,038      | 3,290      | 0            | 0        | 9,483    | 0                 |
| Calhoun          | 0            | 0           | 0           | 0          | 0            | 0        | 0        | 0                 |
| Charlotte        | 8,919        | 2,161       | 6,580       | 178        | 0            | 0        | 0        | 0                 |
| Citrus           | 393          | 250         | 91          | 52         | 0            | 0        | 0        | 0                 |
| Clay             | 4,342        | 2,221       | 1,993       | 128        | 0            | 0        | 0        | 0                 |
| Collier          | 1,183        | 68          | 1,110       | 5          | 0            | 0        | 0        | 0                 |
| Columbia         | 976          | 496         | 459         | 21         | 0            | 0        | 0        | 0                 |
| De Soto          | 824          | 88          | 732         | 4          | 0            | 0        | 0        | 0                 |
| Dixie            | 142          | 137         | 0           | 5          | 0            | 0        | 0        | 0                 |
| Duval            | 69,750       | 18,912      | 50,268      | 570        | 0            | 0        | 0        | 0                 |
| Escambia         | 23,327       | 4,579       | 18,591      | 157        | 0            | 0        | 0        | 0                 |
| Flagler          | 412          | 81          | 328         | 3          | 0            | 0        | 0        | 0                 |
| Franklin         | 1            | 0           | 0           | 1          | 0            | 0        | 0        | 0                 |
| Gadsden          | 12           | 0           | 12          | 0          | 0            | 0        | 0        | 0                 |
| Gilchrist        | 111          | 108         | 0           | 3          | 0            | 0        | 0        | 0                 |
| Glades           | 211          | 40          | 170         | 1          | 0            | 0        | 0        | 0                 |
| Gulf             | 0            | 0           | 0           | 0          | 0            | 0        | 0        | 0                 |
| Hamilton         | 0            | 0           | 0           | 0          | 0            | 0        | 0        | 0                 |
| Hardee           | 121          | 4           | 117         | 0          | 0            | 0        | 0        | 0                 |
| Hendry           | 827          | 499         | 314         | 14         | 0            | 0        | 0        | 0                 |
| Hernando         | 6,869        | 1,357       | 5,335       | 177        | 0            | 0        | 0        | 0                 |
| Highlands        | 7            | 2           | 0           | 5          | 0            | 0        | 0        | 0                 |
| Hillsborough     | 15,885       | 5,058       | 9,956       | 871        | 0            | 0        | 0        | 0                 |
| Holmes           | 0            | 0           | 0           | 0          | 0            | 0        | 0        | 0                 |
| Indian River     | 111          | 85          | 17          | 9          | 0            | 0        | 0        | 0                 |
| Jackson          | 11           | 10          | 0           | 1          | 0            | 0        | 0        | 0                 |
| Jefferson        | 0            | 0           | 0           | 0          | 0            | 0        | 0        | 0                 |
| Lafayette        | 8            | 8           | 0           | 0          | 0            | 0        | 0        | 0                 |
| Lake             | 6,573        | 3,419       | 2,849       | 305        | 0            | 0        | 0        | 0                 |
| Lee              | 23,552       | 10,456      | 12,396      | 700        | 0            | 0        | 0        | 0                 |
| Leon             | 1,402        | 177         | 1,224       | 1          | 0            | 0        | 0        | 0                 |
| Levy             | 840          | 382         | 437         | 21         | 0            | 0        | 0        | 0                 |
| Liberty          | 0            | 0           | 0           | 0          | 0            | 0        | 0        | 0                 |
| Madison          | 32           | 3           | 27          | 2          | 0            | 0        | 0        | 0                 |
| Manatee          | 37,181       | 904         | 36,089      | 188        | 0            | 0        | 0        | 0                 |
| Marion           | 4,007        | 1,510       | 2,391       | 106        | 0            | 0        | 0        | 0                 |
| Martin           | 10,623       | 5,339       | 4,995       | 289        | 0            | 0        | 0        | 0                 |
| Miami-Dade       | 58,012       | 10,856      | 35,813      | 5,733      | 1,661        | 0        | 3,949    | 0                 |
| Monroe           | 214          | 76          | 133         | 5          | 0            | 0        | 0        | 0                 |
| Nassau           | 3,501        | 487         | 2,946       | 68         | 0            | 0        | 0        | 0                 |
| Okaloosa         | 1,434        | 488         | 929         | 17         | 0            | 0        | 0        | 0                 |
| Okeechobee       | 1,780        | 577         | 1,174       | 29         | 0            | 0        | 0        | 0                 |
| Orange           | 14,862       | 5,535       | 8,384       | 943        | 0            | 0        | 0        | 0                 |
| Osceola          | 1,138        | 734         | 245         | 159        | 0            | 0        | 0        | 0                 |
| Other            | 0            | 0           | 0           | 0          | 0            | 0        | 0        | 0                 |
| Palm Beach       | 56,165       | 16,649      | 26,018      | 2,265      | 0            | 0        | 11,233   | 0                 |
| Pasco            | 17,640       | 2,152       | 15,137      | 351        | 0            | 0        | 0        | 0                 |
| Pinellas         | 19,982       | 6,314       | 12,745      | 923        | 0            | 0        | 0        | 0                 |
| Polk             | 401          | 92          | 227         | 82         | 0            | 0        | 0        | 0                 |
| Putnam           | 178          | 65          | 110         | 3          | 0            | 0        | 0        | 0                 |
| Santa Rosa       | 7,369        | 1,546       | 5,752       | 71         | 0            | 0        | 0        | 0                 |
| Sarasota         | 13,429       | 2,413       | 10,688      | 328        | 0            | 0        | 0        | 0                 |
| Seminole         | 3,300        | 2,247       | 571         | 482        | 0            | 0        | 0        | 0                 |
| St. Johns        | 2,250        | 886         | 1,280       | 84         | 0            | 0        | 0        | 0                 |
| St. Lucie        | 4,927        | 3,059       | 1,689       | 179        | 0            | 0        | 0        | 0                 |
| Sumter           | 385          | 166         | 192         | 27         | 0            | 0        | 0        | 0                 |
| Suwannee         | 513          | 142         | 367         | 4          | 0            | 0        | 0        | 0                 |
| Taylor           | 2            | 2           | 0           | 0          | 0            | 0        | 0        | 0                 |
| Union            | 1            | 0           | 0           | 1          | 0            | 0        | 0        | 0                 |
| Volusia          | 3,325        | 1,815       | 1,225       | 285        | 0            | 0        | 0        | 0                 |
| Wakulla          | 0            | 0           | 0           | 0          | 0            | 0        | 0        | 0                 |
| Walton           | 134          | 42          | 88          | 4          | 0            | 0        | 0        | 0                 |
| Washington       | 0            | 0           | 0           | 0          | 0            | 0        | 0        | 0                 |
| Total Enrollment | 490,078      | 133,374     | 310,448     | 19,930     | 1,661        | 0        | 24,665   | 0                 |

# Managed Care Enrollment by County by Market Segment by Company 1Q2005

HEALTHEASE OF FLORIDA, INC.

NAIC Company Code

52631

|                  | COUNTY TOTAL | SMALL GROUP | LARGE GROUP | INDIVIDUAL | HEALTHY KIDS | MEDICAID | MEDICARE | FEDERAL EMPLOYEES |
|------------------|--------------|-------------|-------------|------------|--------------|----------|----------|-------------------|
| Alachua          | 0            | 0           | 0           | 0          | 0            | 0        | 0        | 0                 |
| Baker            | 0            | 0           | 0           | 0          | 0            | 0        | 0        | 0                 |
| Bay              | 0            | 0           | 0           | 0          | 0            | 0        | 0        | 0                 |
| Bradford         | 0            | 0           | 0           | 0          | 0            | 0        | 0        | 0                 |
| Brevard          | 10,366       | 0           | 0           | 0          | 0            | 10,366   | 0        | 0                 |
| Broward          | 10,288       | 0           | 0           | 0          | 0            | 10,288   | 0        | 0                 |
| Calhoun          | 354          | 0           | 0           | 0          | 0            | 354      | 0        | 0                 |
| Charlotte        | 0            | 0           | 0           | 0          | 0            | 0        | 0        | 0                 |
| Citrus           | 5,199        | 0           | 0           | 0          | 1,319        | 3,880    | 0        | 0                 |
| Clay             | 0            | 0           | 0           | 0          | 0            | 0        | 0        | 0                 |
| Collier          | 0            | 0           | 0           | 0          | 0            | 0        | 0        | 0                 |
| Columbia         | 0            | 0           | 0           | 0          | 0            | 0        | 0        | 0                 |
| De Soto          | 0            | 0           | 0           | 0          | 0            | 0        | 0        | 0                 |
| Dixie            | 0            | 0           | 0           | 0          | 0            | 0        | 0        | 0                 |
| Duval            | 42,580       | 0           | 0           | 0          | 2,633        | 39,947   | 0        | 0                 |
| Escambia         | 18,502       | 0           | 0           | 0          | 2,434        | 16,068   | 0        | 0                 |
| Flagler          | 0            | 0           | 0           | 0          | 0            | 0        | 0        | 0                 |
| Franklin         | 0            | 0           | 0           | 0          | 0            | 0        | 0        | 0                 |
| Gadsden          | 2,519        | 0           | 0           | 0          | 0            | 2,519    | 0        | 0                 |
| Gilchrist        | 0            | 0           | 0           | 0          | 0            | 0        | 0        | 0                 |
| Glades           | 0            | 0           | 0           | 0          | 0            | 0        | 0        | 0                 |
| Gulf             | 0            | 0           | 0           | 0          | 0            | 0        | 0        | 0                 |
| Hamilton         | 0            | 0           | 0           | 0          | 0            | 0        | 0        | 0                 |
| Hardee           | 0            | 0           | 0           | 0          | 0            | 0        | 0        | 0                 |
| Hendry           | 0            | 0           | 0           | 0          | 0            | 0        | 0        | 0                 |
| Hernando         | 0            | 0           | 0           | 0          | 0            | 0        | 0        | 0                 |
| Highlands        | 3,433        | 0           | 0           | 0          | 1,205        | 2,228    | 0        | 0                 |
| Hillsborough     | 14,417       | 0           | 0           | 0          | 0            | 14,417   | 0        | 0                 |
| Holmes           | 0            | 0           | 0           | 0          | 0            | 0        | 0        | 0                 |
| Indian River     | 0            | 0           | 0           | 0          | 0            | 0        | 0        | 0                 |
| Jackson          | 0            | 0           | 0           | 0          | 0            | 0        | 0        | 0                 |
| Jefferson        | 692          | 0           | 0           | 0          | 99           | 593      | 0        | 0                 |
| Lafayette        | 0            | 0           | 0           | 0          | 0            | 0        | 0        | 0                 |
| Lake             | 7,814        | 0           | 0           | 0          | 2,617        | 5,197    | 0        | 0                 |
| Lee              | 0            | 0           | 0           | 0          | 0            | 0        | 0        | 0                 |
| Leon             | 5,201        | 0           | 0           | 0          | 0            | 5,201    | 0        | 0                 |
| Levy             | 0            | 0           | 0           | 0          | 0            | 0        | 0        | 0                 |
| Liberty          | 141          | 0           | 0           | 0          | 0            | 141      | 0        | 0                 |
| Madison          | 961          | 0           | 0           | 0          | 202          | 759      | 0        | 0                 |
| Manatee          | 4,437        | 0           | 0           | 0          | 0            | 4,437    | 0        | 0                 |
| Marion           | 10,076       | 0           | 0           | 0          | 0            | 10,076   | 0        | 0                 |
| Martin           | 4,072        | 0           | 0           | 0          | 1,406        | 2,666    | 0        | 0                 |
| Miami-Dade       | 17,453       | 0           | 0           | 0          | 0            | 17,453   | 0        | 0                 |
| Monroe           | 0            | 0           | 0           | 0          | 0            | 0        | 0        | 0                 |
| Nassau           | 0            | 0           | 0           | 0          | 0            | 0        | 0        | 0                 |
| Okaloosa         | 0            | 0           | 0           | 0          | 0            | 0        | 0        | 0                 |
| Okeechobee       | 0            | 0           | 0           | 0          | 0            | 0        | 0        | 0                 |
| Orange           | 15,272       | 0           | 0           | 0          | 0            | 15,272   | 0        | 0                 |
| Osceola          | 5,912        | 0           | 0           | 0          | 0            | 5,912    | 0        | 0                 |
| Other            | 0            | 0           | 0           | 0          | 0            | 0        | 0        | 0                 |
| Palm Beach       | 7,728        | 0           | 0           | 0          | 0            | 7,728    | 0        | 0                 |
| Pasco            | 4,524        | 0           | 0           | 0          | 0            | 4,524    | 0        | 0                 |
| Pinellas         | 5,607        | 0           | 0           | 0          | 0            | 5,607    | 0        | 0                 |
| Polk             | 7,419        | 0           | 0           | 0          | 0            | 7,419    | 0        | 0                 |
| Putnam           | 4,036        | 0           | 0           | 0          | 574          | 3,462    | 0        | 0                 |
| Santa Rosa       | 3,243        | 0           | 0           | 0          | 0            | 3,243    | 0        | 0                 |
| Sarasota         | 2,271        | 0           | 0           | 0          | 0            | 2,271    | 0        | 0                 |
| Seminole         | 3,107        | 0           | 0           | 0          | 0            | 3,107    | 0        | 0                 |
| St. Johns        | 0            | 0           | 0           | 0          | 0            | 0        | 0        | 0                 |
| St. Lucie        | 0            | 0           | 0           | 0          | 0            | 0        | 0        | 0                 |
| Sumter           | 0            | 0           | 0           | 0          | 0            | 0        | 0        | 0                 |
| Suwannee         | 0            | 0           | 0           | 0          | 0            | 0        | 0        | 0                 |
| Taylor           | 0            | 0           | 0           | 0          | 0            | 0        | 0        | 0                 |
| Union            | 0            | 0           | 0           | 0          | 0            | 0        | 0        | 0                 |
| Volusia          | 10,385       | 0           | 0           | 0          | 0            | 10,385   | 0        | 0                 |
| Wakulla          | 801          | 0           | 0           | 0          | 249          | 552      | 0        | 0                 |
| Walton           | 0            | 0           | 0           | 0          | 0            | 0        | 0        | 0                 |
| Washington       | 0            | 0           | 0           | 0          | 0            | 0        | 0        | 0                 |
| Total Enrollment | 228,810      | 0           | 0           | 0          | 12,738       | 216,072  | 0        | 0                 |

# Managed Care Enrollment by County by Market Segment by Company 1Q2005

HEALTHY PALM BEACHES, INC.

NAIC Company Code

95827

|                  | COUNTY TOTAL | SMALL GROUP | LARGE GROUP | INDIVIDUAL | HEALTHY KIDS | MEDICAID | MEDICARE | FEDERAL EMPLOYEES |
|------------------|--------------|-------------|-------------|------------|--------------|----------|----------|-------------------|
| Alachua          | 0            | 0           | 0           | 0          | 0            | 0        | 0        | 0                 |
| Baker            | 0            | 0           | 0           | 0          | 0            | 0        | 0        | 0                 |
| Bay              | 0            | 0           | 0           | 0          | 0            | 0        | 0        | 0                 |
| Bradford         | 0            | 0           | 0           | 0          | 0            | 0        | 0        | 0                 |
| Brevard          | 0            | 0           | 0           | 0          | 0            | 0        | 0        | 0                 |
| Broward          | 0            | 0           | 0           | 0          | 0            | 0        | 0        | 0                 |
| Calhoun          | 0            | 0           | 0           | 0          | 0            | 0        | 0        | 0                 |
| Charlotte        | 0            | 0           | 0           | 0          | 0            | 0        | 0        | 0                 |
| Citrus           | 0            | 0           | 0           | 0          | 0            | 0        | 0        | 0                 |
| Clay             | 0            | 0           | 0           | 0          | 0            | 0        | 0        | 0                 |
| Collier          | 0            | 0           | 0           | 0          | 0            | 0        | 0        | 0                 |
| Columbia         | 0            | 0           | 0           | 0          | 0            | 0        | 0        | 0                 |
| De Soto          | 0            | 0           | 0           | 0          | 0            | 0        | 0        | 0                 |
| Dixie            | 0            | 0           | 0           | 0          | 0            | 0        | 0        | 0                 |
| Duval            | 0            | 0           | 0           | 0          | 0            | 0        | 0        | 0                 |
| Escambia         | 0            | 0           | 0           | 0          | 0            | 0        | 0        | 0                 |
| Flagler          | 0            | 0           | 0           | 0          | 0            | 0        | 0        | 0                 |
| Franklin         | 0            | 0           | 0           | 0          | 0            | 0        | 0        | 0                 |
| Gadsden          | 0            | 0           | 0           | 0          | 0            | 0        | 0        | 0                 |
| Gilchrist        | 0            | 0           | 0           | 0          | 0            | 0        | 0        | 0                 |
| Glades           | 0            | 0           | 0           | 0          | 0            | 0        | 0        | 0                 |
| Gulf             | 0            | 0           | 0           | 0          | 0            | 0        | 0        | 0                 |
| Hamilton         | 0            | 0           | 0           | 0          | 0            | 0        | 0        | 0                 |
| Hardee           | 0            | 0           | 0           | 0          | 0            | 0        | 0        | 0                 |
| Hendry           | 0            | 0           | 0           | 0          | 0            | 0        | 0        | 0                 |
| Hernando         | 0            | 0           | 0           | 0          | 0            | 0        | 0        | 0                 |
| Highlands        | 0            | 0           | 0           | 0          | 0            | 0        | 0        | 0                 |
| Hillsborough     | 0            | 0           | 0           | 0          | 0            | 0        | 0        | 0                 |
| Holmes           | 0            | 0           | 0           | 0          | 0            | 0        | 0        | 0                 |
| Indian River     | 0            | 0           | 0           | 0          | 0            | 0        | 0        | 0                 |
| Jackson          | 0            | 0           | 0           | 0          | 0            | 0        | 0        | 0                 |
| Jefferson        | 0            | 0           | 0           | 0          | 0            | 0        | 0        | 0                 |
| Lafayette        | 0            | 0           | 0           | 0          | 0            | 0        | 0        | 0                 |
| Lake             | 0            | 0           | 0           | 0          | 0            | 0        | 0        | 0                 |
| Lee              | 0            | 0           | 0           | 0          | 0            | 0        | 0        | 0                 |
| Leon             | 0            | 0           | 0           | 0          | 0            | 0        | 0        | 0                 |
| Levy             | 0            | 0           | 0           | 0          | 0            | 0        | 0        | 0                 |
| Liberty          | 0            | 0           | 0           | 0          | 0            | 0        | 0        | 0                 |
| Madison          | 0            | 0           | 0           | 0          | 0            | 0        | 0        | 0                 |
| Manatee          | 0            | 0           | 0           | 0          | 0            | 0        | 0        | 0                 |
| Marion           | 0            | 0           | 0           | 0          | 0            | 0        | 0        | 0                 |
| Martin           | 0            | 0           | 0           | 0          | 0            | 0        | 0        | 0                 |
| Miami-Dade       | 0            | 0           | 0           | 0          | 0            | 0        | 0        | 0                 |
| Monroe           | 0            | 0           | 0           | 0          | 0            | 0        | 0        | 0                 |
| Nassau           | 0            | 0           | 0           | 0          | 0            | 0        | 0        | 0                 |
| Okaloosa         | 0            | 0           | 0           | 0          | 0            | 0        | 0        | 0                 |
| Okeechobee       | 0            | 0           | 0           | 0          | 0            | 0        | 0        | 0                 |
| Orange           | 0            | 0           | 0           | 0          | 0            | 0        | 0        | 0                 |
| Osceola          | 0            | 0           | 0           | 0          | 0            | 0        | 0        | 0                 |
| Other            | 0            | 0           | 0           | 0          | 0            | 0        | 0        | 0                 |
| Palm Beach       | 5,055        | 0           | 0           | 0          | 0            | 5,055    | 0        | 0                 |
| Pasco            | 0            | 0           | 0           | 0          | 0            | 0        | 0        | 0                 |
| Pinellas         | 0            | 0           | 0           | 0          | 0            | 0        | 0        | 0                 |
| Polk             | 0            | 0           | 0           | 0          | 0            | 0        | 0        | 0                 |
| Putnam           | 0            | 0           | 0           | 0          | 0            | 0        | 0        | 0                 |
| Santa Rosa       | 0            | 0           | 0           | 0          | 0            | 0        | 0        | 0                 |
| Sarasota         | 0            | 0           | 0           | 0          | 0            | 0        | 0        | 0                 |
| Seminole         | 0            | 0           | 0           | 0          | 0            | 0        | 0        | 0                 |
| St. Johns        | 0            | 0           | 0           | 0          | 0            | 0        | 0        | 0                 |
| St. Lucie        | 0            | 0           | 0           | 0          | 0            | 0        | 0        | 0                 |
| Sumter           | 0            | 0           | 0           | 0          | 0            | 0        | 0        | 0                 |
| Suwannee         | 0            | 0           | 0           | 0          | 0            | 0        | 0        | 0                 |
| Taylor           | 0            | 0           | 0           | 0          | 0            | 0        | 0        | 0                 |
| Union            | 0            | 0           | 0           | 0          | 0            | 0        | 0        | 0                 |
| Volusia          | 0            | 0           | 0           | 0          | 0            | 0        | 0        | 0                 |
| Wakulla          | 0            | 0           | 0           | 0          | 0            | 0        | 0        | 0                 |
| Walton           | 0            | 0           | 0           | 0          | 0            | 0        | 0        | 0                 |
| Washington       | 0            | 0           | 0           | 0          | 0            | 0        | 0        | 0                 |
| Total Enrollment | 5,055        | 0           | 0           | 0          | 0            | 5,055    | 0        | 0                 |

# Managed Care Enrollment by County by Market Segment by Company 1Q2005

HUMANA MEDICAL PLAN, INC.

NAIC Company Code

95270

|                  | COUNTY TOTAL | SMALL GROUP | LARGE GROUP | INDIVIDUAL | HEALTHY KIDS | MEDICAID | MEDICARE | FEDERAL EMPLOYEES |
|------------------|--------------|-------------|-------------|------------|--------------|----------|----------|-------------------|
| Alachua          | 405          | 30          | 364         | 0          | 0            | 0        | 11       | 0                 |
| Baker            | 1,708        | 111         | 1,340       | 0          | 0            | 0        | 257      | 0                 |
| Bay              | 1,023        | 78          | 941         | 0          | 0            | 0        | 4        | 0                 |
| Bradford         | 9            | 0           | 6           | 0          | 0            | 0        | 3        | 0                 |
| Brevard          | 125          | 5           | 64          | 0          | 0            | 0        | 56       | 0                 |
| Broward          | 109,439      | 3,030       | 32,062      | 0          | 0            | 16,396   | 53,457   | 4,494             |
| Calhoun          | 137          | 10          | 126         | 0          | 0            | 0        | 1        | 0                 |
| Charlotte        | 15           | 0           | 0           | 0          | 0            | 0        | 15       | 0                 |
| Citrus           | 45           | 1           | 16          | 0          | 0            | 0        | 28       | 0                 |
| Clay             | 2,115        | 160         | 1,929       | 0          | 0            | 0        | 26       | 0                 |
| Collier          | 37           | 1           | 13          | 0          | 0            | 0        | 23       | 0                 |
| Columbia         | 19           | 1           | 10          | 0          | 0            | 0        | 8        | 0                 |
| De Soto          | 35           | 2           | 28          | 0          | 0            | 0        | 5        | 0                 |
| Dixie            | 4            | 0           | 4           | 0          | 0            | 0        | 0        | 0                 |
| Duval            | 17,010       | 758         | 9,151       | 0          | 0            | 0        | 7,101    | 0                 |
| Escambia         | 20           | 1           | 12          | 0          | 0            | 0        | 7        | 0                 |
| Flagler          | 2,305        | 54          | 648         | 0          | 0            | 0        | 1,603    | 0                 |
| Franklin         | 3            | 0           | 3           | 0          | 0            | 0        | 0        | 0                 |
| Gadsden          | 2            | 0           | 0           | 0          | 0            | 0        | 2        | 0                 |
| Gilchrist        | 8            | 1           | 7           | 0          | 0            | 0        | 0        | 0                 |
| Glades           | 5            | 0           | 2           | 0          | 0            | 0        | 3        | 0                 |
| Gulf             | 3            | 0           | 2           | 0          | 0            | 0        | 1        | 0                 |
| Hamilton         | 4            | 0           | 0           | 0          | 0            | 0        | 4        | 0                 |
| Hardee           | 1            | 0           | 0           | 0          | 0            | 0        | 1        | 0                 |
| Hendry           | 18           | 0           | 6           | 0          | 0            | 0        | 12       | 0                 |
| Hernando         | 2,161        | 112         | 1,349       | 0          | 0            | 0        | 700      | 0                 |
| Highlands        | 36           | 0           | 5           | 0          | 0            | 0        | 31       | 0                 |
| Hillsborough     | 60,083       | 2,861       | 34,513      | 0          | 0            | 0        | 22,709   | 0                 |
| Holmes           | 420          | 32          | 386         | 0          | 0            | 0        | 2        | 0                 |
| Indian River     | 2,366        | 180         | 2,173       | 0          | 0            | 0        | 11       | 2                 |
| Jackson          | 3            | 0           | 0           | 0          | 0            | 0        | 3        | 0                 |
| Jefferson        | 2            | 0           | 0           | 0          | 0            | 0        | 2        | 0                 |
| Lafayette        | 6            | 0           | 4           | 0          | 0            | 0        | 2        | 0                 |
| Lake             | 139          | 6           | 75          | 0          | 0            | 0        | 58       | 0                 |
| Lee              | 9,855        | 752         | 9,065       | 0          | 0            | 0        | 35       | 3                 |
| Leon             | 95           | 7           | 82          | 0          | 0            | 0        | 6        | 0                 |
| Levy             | 10           | 0           | 1           | 0          | 0            | 0        | 9        | 0                 |
| Liberty          | 1            | 0           | 0           | 0          | 0            | 0        | 1        | 0                 |
| Madison          | 3            | 0           | 0           | 0          | 0            | 0        | 3        | 0                 |
| Manatee          | 305          | 11          | 135         | 0          | 0            | 0        | 159      | 0                 |
| Marion           | 66           | 2           | 18          | 0          | 0            | 0        | 46       | 0                 |
| Martin           | 883          | 66          | 795         | 0          | 0            | 0        | 22       | 0                 |
| Miami-Dade       | 98,256       | 2,638       | 27,889      | 0          | 0            | 29,519   | 34,300   | 3,910             |
| Monroe           | 34           | 0           | 6           | 0          | 0            | 0        | 28       | 0                 |
| Nassau           | 1,087        | 2           | 19          | 0          | 0            | 0        | 1,066    | 0                 |
| Okaloosa         | 6            | 0           | 0           | 0          | 0            | 0        | 6        | 0                 |
| Okeechobee       | 15           | 0           | 0           | 0          | 0            | 0        | 15       | 0                 |
| Orange           | 8,358        | 94          | 1,136       | 0          | 0            | 0        | 7,128    | 0                 |
| Osceola          | 2,574        | 77          | 923         | 0          | 0            | 0        | 1,574    | 0                 |
| Other            | 0            | 0           | 0           | 0          | 0            | 0        | 0        | 0                 |
| Palm Beach       | 60,369       | 498         | 4,689       | 0          | 0            | 9,623    | 44,238   | 1,321             |
| Pasco            | 14,076       | 7           | 78          | 0          | 0            | 0        | 13,991   | 0                 |
| Pinellas         | 30,430       | 535         | 6,424       | 0          | 0            | 0        | 23,438   | 33                |
| Polk             | 322          | 19          | 225         | 0          | 0            | 0        | 78       | 0                 |
| Putnam           | 23           | 1           | 6           | 0          | 0            | 0        | 16       | 0                 |
| Santa Rosa       | 30           | 2           | 27          | 0          | 0            | 0        | 1        | 0                 |
| Sarasota         | 29           | 0           | 0           | 0          | 0            | 0        | 29       | 0                 |
| Seminole         | 3,088        | 73          | 885         | 0          | 0            | 0        | 2,130    | 0                 |
| St. Johns        | 495          | 3           | 42          | 0          | 0            | 0        | 450      | 0                 |
| St. Lucie        | 4,268        | 323         | 3,272       | 627        | 0            | 0        | 46       | 0                 |
| Sumter           | 53           | 3           | 30          | 0          | 0            | 0        | 20       | 0                 |
| Suwannee         | 166          | 12          | 148         | 0          | 0            | 0        | 6        | 0                 |
| Taylor           | 2            | 0           | 0           | 0          | 0            | 0        | 2        | 0                 |
| Union            | 29           | 2           | -25         | 52         | 0            | 0        | 0        | 0                 |
| Volusia          | 18,823       | 24          | 288         | 0          | 0            | 0        | 18,511   | 0                 |
| Wakulla          | 0            | 0           | 0           | 0          | 0            | 0        | 0        | 0                 |
| Walton           | 1            | 0           | 0           | 0          | 0            | 0        | 1        | 0                 |
| Washington       | 4            | 0           | 3           | 0          | 0            | 0        | 1        | 0                 |
| Total Enrollment | 453,467      | 12,585      | 141,400     | 679        | 0            | 55,538   | 233,502  | 9,763             |

# Managed Care Enrollment by County by Market Segment by Company 1Q2005

LEON MEDICAL CENTERS HEALTH PLANS, INC.

NAIC Company Code

11532

|                  | COUNTY TOTAL | SMALL GROUP | LARGE GROUP | INDIVIDUAL | HEALTHY KIDS | MEDICAID | MEDICARE | FEDERAL EMPLOYEES |
|------------------|--------------|-------------|-------------|------------|--------------|----------|----------|-------------------|
| Alachua          | 0            | 0           | 0           | 0          | 0            | 0        | 0        | 0                 |
| Baker            | 0            | 0           | 0           | 0          | 0            | 0        | 0        | 0                 |
| Bay              | 0            | 0           | 0           | 0          | 0            | 0        | 0        | 0                 |
| Bradford         | 0            | 0           | 0           | 0          | 0            | 0        | 0        | 0                 |
| Brevard          | 0            | 0           | 0           | 0          | 0            | 0        | 0        | 0                 |
| Broward          | 0            | 0           | 0           | 0          | 0            | 0        | 0        | 0                 |
| Calhoun          | 0            | 0           | 0           | 0          | 0            | 0        | 0        | 0                 |
| Charlotte        | 0            | 0           | 0           | 0          | 0            | 0        | 0        | 0                 |
| Citrus           | 0            | 0           | 0           | 0          | 0            | 0        | 0        | 0                 |
| Clay             | 0            | 0           | 0           | 0          | 0            | 0        | 0        | 0                 |
| Collier          | 0            | 0           | 0           | 0          | 0            | 0        | 0        | 0                 |
| Columbia         | 0            | 0           | 0           | 0          | 0            | 0        | 0        | 0                 |
| De Soto          | 0            | 0           | 0           | 0          | 0            | 0        | 0        | 0                 |
| Dixie            | 0            | 0           | 0           | 0          | 0            | 0        | 0        | 0                 |
| Duval            | 0            | 0           | 0           | 0          | 0            | 0        | 0        | 0                 |
| Escambia         | 0            | 0           | 0           | 0          | 0            | 0        | 0        | 0                 |
| Flagler          | 0            | 0           | 0           | 0          | 0            | 0        | 0        | 0                 |
| Franklin         | 0            | 0           | 0           | 0          | 0            | 0        | 0        | 0                 |
| Gadsden          | 0            | 0           | 0           | 0          | 0            | 0        | 0        | 0                 |
| Gilchrist        | 0            | 0           | 0           | 0          | 0            | 0        | 0        | 0                 |
| Glades           | 0            | 0           | 0           | 0          | 0            | 0        | 0        | 0                 |
| Gulf             | 0            | 0           | 0           | 0          | 0            | 0        | 0        | 0                 |
| Hamilton         | 0            | 0           | 0           | 0          | 0            | 0        | 0        | 0                 |
| Hardee           | 0            | 0           | 0           | 0          | 0            | 0        | 0        | 0                 |
| Hendry           | 0            | 0           | 0           | 0          | 0            | 0        | 0        | 0                 |
| Hernando         | 0            | 0           | 0           | 0          | 0            | 0        | 0        | 0                 |
| Highlands        | 0            | 0           | 0           | 0          | 0            | 0        | 0        | 0                 |
| Hillsborough     | 0            | 0           | 0           | 0          | 0            | 0        | 0        | 0                 |
| Holmes           | 0            | 0           | 0           | 0          | 0            | 0        | 0        | 0                 |
| Indian River     | 0            | 0           | 0           | 0          | 0            | 0        | 0        | 0                 |
| Jackson          | 0            | 0           | 0           | 0          | 0            | 0        | 0        | 0                 |
| Jefferson        | 0            | 0           | 0           | 0          | 0            | 0        | 0        | 0                 |
| Lafayette        | 0            | 0           | 0           | 0          | 0            | 0        | 0        | 0                 |
| Lake             | 0            | 0           | 0           | 0          | 0            | 0        | 0        | 0                 |
| Lee              | 0            | 0           | 0           | 0          | 0            | 0        | 0        | 0                 |
| Leon             | 0            | 0           | 0           | 0          | 0            | 0        | 0        | 0                 |
| Levy             | 0            | 0           | 0           | 0          | 0            | 0        | 0        | 0                 |
| Liberty          | 0            | 0           | 0           | 0          | 0            | 0        | 0        | 0                 |
| Madison          | 0            | 0           | 0           | 0          | 0            | 0        | 0        | 0                 |
| Manatee          | 0            | 0           | 0           | 0          | 0            | 0        | 0        | 0                 |
| Marion           | 0            | 0           | 0           | 0          | 0            | 0        | 0        | 0                 |
| Martin           | 0            | 0           | 0           | 0          | 0            | 0        | 0        | 0                 |
| Miami-Dade       | 0            | 0           | 0           | 0          | 0            | 0        | 0        | 0                 |
| Monroe           | 0            | 0           | 0           | 0          | 0            | 0        | 0        | 0                 |
| Nassau           | 0            | 0           | 0           | 0          | 0            | 0        | 0        | 0                 |
| Okaloosa         | 0            | 0           | 0           | 0          | 0            | 0        | 0        | 0                 |
| Okeechobee       | 0            | 0           | 0           | 0          | 0            | 0        | 0        | 0                 |
| Orange           | 0            | 0           | 0           | 0          | 0            | 0        | 0        | 0                 |
| Osceola          | 0            | 0           | 0           | 0          | 0            | 0        | 0        | 0                 |
| Other            | 0            | 0           | 0           | 0          | 0            | 0        | 0        | 0                 |
| Palm Beach       | 0            | 0           | 0           | 0          | 0            | 0        | 0        | 0                 |
| Pasco            | 0            | 0           | 0           | 0          | 0            | 0        | 0        | 0                 |
| Pinellas         | 0            | 0           | 0           | 0          | 0            | 0        | 0        | 0                 |
| Polk             | 0            | 0           | 0           | 0          | 0            | 0        | 0        | 0                 |
| Putnam           | 0            | 0           | 0           | 0          | 0            | 0        | 0        | 0                 |
| Santa Rosa       | 0            | 0           | 0           | 0          | 0            | 0        | 0        | 0                 |
| Sarasota         | 0            | 0           | 0           | 0          | 0            | 0        | 0        | 0                 |
| Seminole         | 0            | 0           | 0           | 0          | 0            | 0        | 0        | 0                 |
| St. Johns        | 0            | 0           | 0           | 0          | 0            | 0        | 0        | 0                 |
| St. Lucie        | 0            | 0           | 0           | 0          | 0            | 0        | 0        | 0                 |
| Sumter           | 0            | 0           | 0           | 0          | 0            | 0        | 0        | 0                 |
| Suwannee         | 0            | 0           | 0           | 0          | 0            | 0        | 0        | 0                 |
| Taylor           | 0            | 0           | 0           | 0          | 0            | 0        | 0        | 0                 |
| Union            | 0            | 0           | 0           | 0          | 0            | 0        | 0        | 0                 |
| Volusia          | 0            | 0           | 0           | 0          | 0            | 0        | 0        | 0                 |
| Wakulla          | 0            | 0           | 0           | 0          | 0            | 0        | 0        | 0                 |
| Walton           | 0            | 0           | 0           | 0          | 0            | 0        | 0        | 0                 |
| Washington       | 0            | 0           | 0           | 0          | 0            | 0        | 0        | 0                 |
| Total Enrollment | 0            | 0           | 0           | 0          | 0            | 0        | 0        | 0                 |

# Managed Care Enrollment by County by Market Segment by Company 1Q2005

**MEDICA HEALTHCARE PLANS, INC.**

**NAIC Company Code**

**12155**

|                  | COUNTY TOTAL | SMALL GROUP | LARGE GROUP | INDIVIDUAL | HEALTHY KIDS | MEDICAID | MEDICARE | FEDERAL EMPLOYEES |
|------------------|--------------|-------------|-------------|------------|--------------|----------|----------|-------------------|
| Alachua          | 0            | 0           | 0           | 0          | 0            | 0        | 0        | 0                 |
| Baker            | 0            | 0           | 0           | 0          | 0            | 0        | 0        | 0                 |
| Bay              | 0            | 0           | 0           | 0          | 0            | 0        | 0        | 0                 |
| Bradford         | 0            | 0           | 0           | 0          | 0            | 0        | 0        | 0                 |
| Brevard          | 0            | 0           | 0           | 0          | 0            | 0        | 0        | 0                 |
| Broward          | 0            | 0           | 0           | 0          | 0            | 0        | 0        | 0                 |
| Calhoun          | 0            | 0           | 0           | 0          | 0            | 0        | 0        | 0                 |
| Charlotte        | 0            | 0           | 0           | 0          | 0            | 0        | 0        | 0                 |
| Citrus           | 0            | 0           | 0           | 0          | 0            | 0        | 0        | 0                 |
| Clay             | 0            | 0           | 0           | 0          | 0            | 0        | 0        | 0                 |
| Collier          | 0            | 0           | 0           | 0          | 0            | 0        | 0        | 0                 |
| Columbia         | 0            | 0           | 0           | 0          | 0            | 0        | 0        | 0                 |
| De Soto          | 0            | 0           | 0           | 0          | 0            | 0        | 0        | 0                 |
| Dixie            | 0            | 0           | 0           | 0          | 0            | 0        | 0        | 0                 |
| Duval            | 0            | 0           | 0           | 0          | 0            | 0        | 0        | 0                 |
| Escambia         | 0            | 0           | 0           | 0          | 0            | 0        | 0        | 0                 |
| Flagler          | 0            | 0           | 0           | 0          | 0            | 0        | 0        | 0                 |
| Franklin         | 0            | 0           | 0           | 0          | 0            | 0        | 0        | 0                 |
| Gadsden          | 0            | 0           | 0           | 0          | 0            | 0        | 0        | 0                 |
| Gilchrist        | 0            | 0           | 0           | 0          | 0            | 0        | 0        | 0                 |
| Glades           | 0            | 0           | 0           | 0          | 0            | 0        | 0        | 0                 |
| Gulf             | 0            | 0           | 0           | 0          | 0            | 0        | 0        | 0                 |
| Hamilton         | 0            | 0           | 0           | 0          | 0            | 0        | 0        | 0                 |
| Hardee           | 0            | 0           | 0           | 0          | 0            | 0        | 0        | 0                 |
| Hendry           | 0            | 0           | 0           | 0          | 0            | 0        | 0        | 0                 |
| Hernando         | 0            | 0           | 0           | 0          | 0            | 0        | 0        | 0                 |
| Highlands        | 0            | 0           | 0           | 0          | 0            | 0        | 0        | 0                 |
| Hillsborough     | 0            | 0           | 0           | 0          | 0            | 0        | 0        | 0                 |
| Holmes           | 0            | 0           | 0           | 0          | 0            | 0        | 0        | 0                 |
| Indian River     | 0            | 0           | 0           | 0          | 0            | 0        | 0        | 0                 |
| Jackson          | 0            | 0           | 0           | 0          | 0            | 0        | 0        | 0                 |
| Jefferson        | 0            | 0           | 0           | 0          | 0            | 0        | 0        | 0                 |
| Lafayette        | 0            | 0           | 0           | 0          | 0            | 0        | 0        | 0                 |
| Lake             | 0            | 0           | 0           | 0          | 0            | 0        | 0        | 0                 |
| Lee              | 0            | 0           | 0           | 0          | 0            | 0        | 0        | 0                 |
| Leon             | 0            | 0           | 0           | 0          | 0            | 0        | 0        | 0                 |
| Levy             | 0            | 0           | 0           | 0          | 0            | 0        | 0        | 0                 |
| Liberty          | 0            | 0           | 0           | 0          | 0            | 0        | 0        | 0                 |
| Madison          | 0            | 0           | 0           | 0          | 0            | 0        | 0        | 0                 |
| Manatee          | 0            | 0           | 0           | 0          | 0            | 0        | 0        | 0                 |
| Marion           | 0            | 0           | 0           | 0          | 0            | 0        | 0        | 0                 |
| Martin           | 0            | 0           | 0           | 0          | 0            | 0        | 0        | 0                 |
| Miami-Dade       | 0            | 0           | 0           | 0          | 0            | 0        | 0        | 0                 |
| Monroe           | 0            | 0           | 0           | 0          | 0            | 0        | 0        | 0                 |
| Nassau           | 0            | 0           | 0           | 0          | 0            | 0        | 0        | 0                 |
| Okaloosa         | 0            | 0           | 0           | 0          | 0            | 0        | 0        | 0                 |
| Okeechobee       | 0            | 0           | 0           | 0          | 0            | 0        | 0        | 0                 |
| Orange           | 0            | 0           | 0           | 0          | 0            | 0        | 0        | 0                 |
| Osceola          | 0            | 0           | 0           | 0          | 0            | 0        | 0        | 0                 |
| Other            | 0            | 0           | 0           | 0          | 0            | 0        | 0        | 0                 |
| Palm Beach       | 0            | 0           | 0           | 0          | 0            | 0        | 0        | 0                 |
| Pasco            | 0            | 0           | 0           | 0          | 0            | 0        | 0        | 0                 |
| Pinellas         | 0            | 0           | 0           | 0          | 0            | 0        | 0        | 0                 |
| Polk             | 0            | 0           | 0           | 0          | 0            | 0        | 0        | 0                 |
| Putnam           | 0            | 0           | 0           | 0          | 0            | 0        | 0        | 0                 |
| Santa Rosa       | 0            | 0           | 0           | 0          | 0            | 0        | 0        | 0                 |
| Sarasota         | 0            | 0           | 0           | 0          | 0            | 0        | 0        | 0                 |
| Seminole         | 0            | 0           | 0           | 0          | 0            | 0        | 0        | 0                 |
| St. Johns        | 0            | 0           | 0           | 0          | 0            | 0        | 0        | 0                 |
| St. Lucie        | 0            | 0           | 0           | 0          | 0            | 0        | 0        | 0                 |
| Sumter           | 0            | 0           | 0           | 0          | 0            | 0        | 0        | 0                 |
| Suwannee         | 0            | 0           | 0           | 0          | 0            | 0        | 0        | 0                 |
| Taylor           | 0            | 0           | 0           | 0          | 0            | 0        | 0        | 0                 |
| Union            | 0            | 0           | 0           | 0          | 0            | 0        | 0        | 0                 |
| Volusia          | 0            | 0           | 0           | 0          | 0            | 0        | 0        | 0                 |
| Wakulla          | 0            | 0           | 0           | 0          | 0            | 0        | 0        | 0                 |
| Walton           | 0            | 0           | 0           | 0          | 0            | 0        | 0        | 0                 |
| Washington       | 0            | 0           | 0           | 0          | 0            | 0        | 0        | 0                 |
| Total Enrollment | 0            | 0           | 0           | 0          | 0            | 0        | 0        | 0                 |

# Managed Care Enrollment by County by Market Segment by Company 1Q2005

NEIGHBORHOOD HEALTH PARTNERSHIP, INC.

NAIC Company Code

95123

|                  | COUNTY TOTAL | SMALL GROUP | LARGE GROUP | INDIVIDUAL | HEALTHY KIDS | MEDICAID | MEDICARE | FEDERAL EMPLOYEES |
|------------------|--------------|-------------|-------------|------------|--------------|----------|----------|-------------------|
| Alachua          | 0            | 0           | 0           | 0          | 0            | 0        | 0        | 0                 |
| Baker            | 0            | 0           | 0           | 0          | 0            | 0        | 0        | 0                 |
| Bay              | 0            | 0           | 0           | 0          | 0            | 0        | 0        | 0                 |
| Bradford         | 0            | 0           | 0           | 0          | 0            | 0        | 0        | 0                 |
| Brevard          | 0            | 0           | 0           | 0          | 0            | 0        | 0        | 0                 |
| Broward          | 30,358       | 22,385      | 7,768       | 0          | 0            | 0        | 205      | 0                 |
| Calhoun          | 0            | 0           | 0           | 0          | 0            | 0        | 0        | 0                 |
| Charlotte        | 0            | 0           | 0           | 0          | 0            | 0        | 0        | 0                 |
| Citrus           | 0            | 0           | 0           | 0          | 0            | 0        | 0        | 0                 |
| Clay             | 0            | 0           | 0           | 0          | 0            | 0        | 0        | 0                 |
| Collier          | 0            | 0           | 0           | 0          | 0            | 0        | 0        | 0                 |
| Columbia         | 0            | 0           | 0           | 0          | 0            | 0        | 0        | 0                 |
| De Soto          | 0            | 0           | 0           | 0          | 0            | 0        | 0        | 0                 |
| Dixie            | 0            | 0           | 0           | 0          | 0            | 0        | 0        | 0                 |
| Duval            | 0            | 0           | 0           | 0          | 0            | 0        | 0        | 0                 |
| Escambia         | 0            | 0           | 0           | 0          | 0            | 0        | 0        | 0                 |
| Flagler          | 0            | 0           | 0           | 0          | 0            | 0        | 0        | 0                 |
| Franklin         | 0            | 0           | 0           | 0          | 0            | 0        | 0        | 0                 |
| Gadsden          | 0            | 0           | 0           | 0          | 0            | 0        | 0        | 0                 |
| Gilchrist        | 0            | 0           | 0           | 0          | 0            | 0        | 0        | 0                 |
| Glades           | 0            | 0           | 0           | 0          | 0            | 0        | 0        | 0                 |
| Gulf             | 0            | 0           | 0           | 0          | 0            | 0        | 0        | 0                 |
| Hamilton         | 0            | 0           | 0           | 0          | 0            | 0        | 0        | 0                 |
| Hardee           | 0            | 0           | 0           | 0          | 0            | 0        | 0        | 0                 |
| Hendry           | 0            | 0           | 0           | 0          | 0            | 0        | 0        | 0                 |
| Hernando         | 0            | 0           | 0           | 0          | 0            | 0        | 0        | 0                 |
| Highlands        | 0            | 0           | 0           | 0          | 0            | 0        | 0        | 0                 |
| Hillsborough     | 0            | 0           | 0           | 0          | 0            | 0        | 0        | 0                 |
| Holmes           | 0            | 0           | 0           | 0          | 0            | 0        | 0        | 0                 |
| Indian River     | 0            | 0           | 0           | 0          | 0            | 0        | 0        | 0                 |
| Jackson          | 0            | 0           | 0           | 0          | 0            | 0        | 0        | 0                 |
| Jefferson        | 0            | 0           | 0           | 0          | 0            | 0        | 0        | 0                 |
| Lafayette        | 0            | 0           | 0           | 0          | 0            | 0        | 0        | 0                 |
| Lake             | 0            | 0           | 0           | 0          | 0            | 0        | 0        | 0                 |
| Lee              | 0            | 0           | 0           | 0          | 0            | 0        | 0        | 0                 |
| Leon             | 0            | 0           | 0           | 0          | 0            | 0        | 0        | 0                 |
| Levy             | 0            | 0           | 0           | 0          | 0            | 0        | 0        | 0                 |
| Liberty          | 0            | 0           | 0           | 0          | 0            | 0        | 0        | 0                 |
| Madison          | 0            | 0           | 0           | 0          | 0            | 0        | 0        | 0                 |
| Manatee          | 0            | 0           | 0           | 0          | 0            | 0        | 0        | 0                 |
| Marion           | 0            | 0           | 0           | 0          | 0            | 0        | 0        | 0                 |
| Martin           | 0            | 0           | 0           | 0          | 0            | 0        | 0        | 0                 |
| Miami-Dade       | 139,037      | 66,824      | 34,602      | 0          | 0            | 0        | 37,611   | 0                 |
| Monroe           | 0            | 0           | 0           | 0          | 0            | 0        | 0        | 0                 |
| Nassau           | 0            | 0           | 0           | 0          | 0            | 0        | 0        | 0                 |
| Okaloosa         | 0            | 0           | 0           | 0          | 0            | 0        | 0        | 0                 |
| Okeechobee       | 0            | 0           | 0           | 0          | 0            | 0        | 0        | 0                 |
| Orange           | 0            | 0           | 0           | 0          | 0            | 0        | 0        | 0                 |
| Osceola          | 0            | 0           | 0           | 0          | 0            | 0        | 0        | 0                 |
| Other            | 0            | 0           | 0           | 0          | 0            | 0        | 0        | 0                 |
| Palm Beach       | 4,771        | 3,194       | 1,547       | 0          | 0            | 0        | 30       | 0                 |
| Pasco            | 0            | 0           | 0           | 0          | 0            | 0        | 0        | 0                 |
| Pinellas         | 0            | 0           | 0           | 0          | 0            | 0        | 0        | 0                 |
| Polk             | 0            | 0           | 0           | 0          | 0            | 0        | 0        | 0                 |
| Putnam           | 0            | 0           | 0           | 0          | 0            | 0        | 0        | 0                 |
| Santa Rosa       | 0            | 0           | 0           | 0          | 0            | 0        | 0        | 0                 |
| Sarasota         | 0            | 0           | 0           | 0          | 0            | 0        | 0        | 0                 |
| Seminole         | 0            | 0           | 0           | 0          | 0            | 0        | 0        | 0                 |
| St. Johns        | 0            | 0           | 0           | 0          | 0            | 0        | 0        | 0                 |
| St. Lucie        | 0            | 0           | 0           | 0          | 0            | 0        | 0        | 0                 |
| Sumter           | 0            | 0           | 0           | 0          | 0            | 0        | 0        | 0                 |
| Suwannee         | 0            | 0           | 0           | 0          | 0            | 0        | 0        | 0                 |
| Taylor           | 0            | 0           | 0           | 0          | 0            | 0        | 0        | 0                 |
| Union            | 0            | 0           | 0           | 0          | 0            | 0        | 0        | 0                 |
| Volusia          | 0            | 0           | 0           | 0          | 0            | 0        | 0        | 0                 |
| Wakulla          | 0            | 0           | 0           | 0          | 0            | 0        | 0        | 0                 |
| Walton           | 0            | 0           | 0           | 0          | 0            | 0        | 0        | 0                 |
| Washington       | 0            | 0           | 0           | 0          | 0            | 0        | 0        | 0                 |
| Total Enrollment | 174,166      | 92,403      | 43,917      | 0          | 0            | 0        | 37,846   | 0                 |

# Managed Care Enrollment by County by Market Segment by Company 1Q2005

OPTIMUM HEALTHCARE, INC.

NAIC Company Code

12259

|                  | COUNTY TOTAL | SMALL GROUP | LARGE GROUP | INDIVIDUAL | HEALTHY KIDS | MEDICAID | MEDICARE | FEDERAL EMPLOYEES |
|------------------|--------------|-------------|-------------|------------|--------------|----------|----------|-------------------|
| Alachua          | 0            | 0           | 0           | 0          | 0            | 0        | 0        | 0                 |
| Baker            | 0            | 0           | 0           | 0          | 0            | 0        | 0        | 0                 |
| Bay              | 0            | 0           | 0           | 0          | 0            | 0        | 0        | 0                 |
| Bradford         | 0            | 0           | 0           | 0          | 0            | 0        | 0        | 0                 |
| Brevard          | 0            | 0           | 0           | 0          | 0            | 0        | 0        | 0                 |
| Broward          | 0            | 0           | 0           | 0          | 0            | 0        | 0        | 0                 |
| Calhoun          | 0            | 0           | 0           | 0          | 0            | 0        | 0        | 0                 |
| Charlotte        | 0            | 0           | 0           | 0          | 0            | 0        | 0        | 0                 |
| Citrus           | 0            | 0           | 0           | 0          | 0            | 0        | 0        | 0                 |
| Clay             | 0            | 0           | 0           | 0          | 0            | 0        | 0        | 0                 |
| Collier          | 0            | 0           | 0           | 0          | 0            | 0        | 0        | 0                 |
| Columbia         | 0            | 0           | 0           | 0          | 0            | 0        | 0        | 0                 |
| De Soto          | 0            | 0           | 0           | 0          | 0            | 0        | 0        | 0                 |
| Dixie            | 0            | 0           | 0           | 0          | 0            | 0        | 0        | 0                 |
| Duval            | 0            | 0           | 0           | 0          | 0            | 0        | 0        | 0                 |
| Escambia         | 0            | 0           | 0           | 0          | 0            | 0        | 0        | 0                 |
| Flagler          | 0            | 0           | 0           | 0          | 0            | 0        | 0        | 0                 |
| Franklin         | 0            | 0           | 0           | 0          | 0            | 0        | 0        | 0                 |
| Gadsden          | 0            | 0           | 0           | 0          | 0            | 0        | 0        | 0                 |
| Gilchrist        | 0            | 0           | 0           | 0          | 0            | 0        | 0        | 0                 |
| Glades           | 0            | 0           | 0           | 0          | 0            | 0        | 0        | 0                 |
| Gulf             | 0            | 0           | 0           | 0          | 0            | 0        | 0        | 0                 |
| Hamilton         | 0            | 0           | 0           | 0          | 0            | 0        | 0        | 0                 |
| Hardee           | 0            | 0           | 0           | 0          | 0            | 0        | 0        | 0                 |
| Hendry           | 0            | 0           | 0           | 0          | 0            | 0        | 0        | 0                 |
| Hernando         | 0            | 0           | 0           | 0          | 0            | 0        | 0        | 0                 |
| Highlands        | 0            | 0           | 0           | 0          | 0            | 0        | 0        | 0                 |
| Hillsborough     | 0            | 0           | 0           | 0          | 0            | 0        | 0        | 0                 |
| Holmes           | 0            | 0           | 0           | 0          | 0            | 0        | 0        | 0                 |
| Indian River     | 0            | 0           | 0           | 0          | 0            | 0        | 0        | 0                 |
| Jackson          | 0            | 0           | 0           | 0          | 0            | 0        | 0        | 0                 |
| Jefferson        | 0            | 0           | 0           | 0          | 0            | 0        | 0        | 0                 |
| Lafayette        | 0            | 0           | 0           | 0          | 0            | 0        | 0        | 0                 |
| Lake             | 0            | 0           | 0           | 0          | 0            | 0        | 0        | 0                 |
| Lee              | 0            | 0           | 0           | 0          | 0            | 0        | 0        | 0                 |
| Leon             | 0            | 0           | 0           | 0          | 0            | 0        | 0        | 0                 |
| Levy             | 0            | 0           | 0           | 0          | 0            | 0        | 0        | 0                 |
| Liberty          | 0            | 0           | 0           | 0          | 0            | 0        | 0        | 0                 |
| Madison          | 0            | 0           | 0           | 0          | 0            | 0        | 0        | 0                 |
| Manatee          | 0            | 0           | 0           | 0          | 0            | 0        | 0        | 0                 |
| Marion           | 0            | 0           | 0           | 0          | 0            | 0        | 0        | 0                 |
| Martin           | 0            | 0           | 0           | 0          | 0            | 0        | 0        | 0                 |
| Miami-Dade       | 0            | 0           | 0           | 0          | 0            | 0        | 0        | 0                 |
| Monroe           | 0            | 0           | 0           | 0          | 0            | 0        | 0        | 0                 |
| Nassau           | 0            | 0           | 0           | 0          | 0            | 0        | 0        | 0                 |
| Okaloosa         | 0            | 0           | 0           | 0          | 0            | 0        | 0        | 0                 |
| Okeechobee       | 0            | 0           | 0           | 0          | 0            | 0        | 0        | 0                 |
| Orange           | 0            | 0           | 0           | 0          | 0            | 0        | 0        | 0                 |
| Osceola          | 0            | 0           | 0           | 0          | 0            | 0        | 0        | 0                 |
| Other            | 0            | 0           | 0           | 0          | 0            | 0        | 0        | 0                 |
| Palm Beach       | 0            | 0           | 0           | 0          | 0            | 0        | 0        | 0                 |
| Pasco            | 0            | 0           | 0           | 0          | 0            | 0        | 0        | 0                 |
| Pinellas         | 0            | 0           | 0           | 0          | 0            | 0        | 0        | 0                 |
| Polk             | 0            | 0           | 0           | 0          | 0            | 0        | 0        | 0                 |
| Putnam           | 0            | 0           | 0           | 0          | 0            | 0        | 0        | 0                 |
| Santa Rosa       | 0            | 0           | 0           | 0          | 0            | 0        | 0        | 0                 |
| Sarasota         | 0            | 0           | 0           | 0          | 0            | 0        | 0        | 0                 |
| Seminole         | 0            | 0           | 0           | 0          | 0            | 0        | 0        | 0                 |
| St. Johns        | 0            | 0           | 0           | 0          | 0            | 0        | 0        | 0                 |
| St. Lucie        | 0            | 0           | 0           | 0          | 0            | 0        | 0        | 0                 |
| Sumter           | 0            | 0           | 0           | 0          | 0            | 0        | 0        | 0                 |
| Suwannee         | 0            | 0           | 0           | 0          | 0            | 0        | 0        | 0                 |
| Taylor           | 0            | 0           | 0           | 0          | 0            | 0        | 0        | 0                 |
| Union            | 0            | 0           | 0           | 0          | 0            | 0        | 0        | 0                 |
| Volusia          | 0            | 0           | 0           | 0          | 0            | 0        | 0        | 0                 |
| Wakulla          | 0            | 0           | 0           | 0          | 0            | 0        | 0        | 0                 |
| Walton           | 0            | 0           | 0           | 0          | 0            | 0        | 0        | 0                 |
| Washington       | 0            | 0           | 0           | 0          | 0            | 0        | 0        | 0                 |
| Total Enrollment | 0            | 0           | 0           | 0          | 0            | 0        | 0        | 0                 |

# Managed Care Enrollment by County by Market Segment by Company 1Q2005

PREFERRED CARE PARTNERS, INC.

NAIC Company Code

11176

|                  | COUNTY TOTAL | SMALL GROUP | LARGE GROUP | INDIVIDUAL | HEALTHY KIDS | MEDICAID | MEDICARE | FEDERAL EMPLOYEES |
|------------------|--------------|-------------|-------------|------------|--------------|----------|----------|-------------------|
| Alachua          | 0            | 0           | 0           | 0          | 0            | 0        | 0        | 0                 |
| Baker            | 0            | 0           | 0           | 0          | 0            | 0        | 0        | 0                 |
| Bay              | 0            | 0           | 0           | 0          | 0            | 0        | 0        | 0                 |
| Bradford         | 0            | 0           | 0           | 0          | 0            | 0        | 0        | 0                 |
| Brevard          | 0            | 0           | 0           | 0          | 0            | 0        | 0        | 0                 |
| Broward          | 0            | 0           | 0           | 0          | 0            | 0        | 0        | 0                 |
| Calhoun          | 0            | 0           | 0           | 0          | 0            | 0        | 0        | 0                 |
| Charlotte        | 0            | 0           | 0           | 0          | 0            | 0        | 0        | 0                 |
| Citrus           | 0            | 0           | 0           | 0          | 0            | 0        | 0        | 0                 |
| Clay             | 0            | 0           | 0           | 0          | 0            | 0        | 0        | 0                 |
| Collier          | 0            | 0           | 0           | 0          | 0            | 0        | 0        | 0                 |
| Columbia         | 0            | 0           | 0           | 0          | 0            | 0        | 0        | 0                 |
| De Soto          | 0            | 0           | 0           | 0          | 0            | 0        | 0        | 0                 |
| Dixie            | 0            | 0           | 0           | 0          | 0            | 0        | 0        | 0                 |
| Duval            | 0            | 0           | 0           | 0          | 0            | 0        | 0        | 0                 |
| Escambia         | 0            | 0           | 0           | 0          | 0            | 0        | 0        | 0                 |
| Flagler          | 0            | 0           | 0           | 0          | 0            | 0        | 0        | 0                 |
| Franklin         | 0            | 0           | 0           | 0          | 0            | 0        | 0        | 0                 |
| Gadsden          | 0            | 0           | 0           | 0          | 0            | 0        | 0        | 0                 |
| Gilchrist        | 0            | 0           | 0           | 0          | 0            | 0        | 0        | 0                 |
| Glades           | 0            | 0           | 0           | 0          | 0            | 0        | 0        | 0                 |
| Gulf             | 0            | 0           | 0           | 0          | 0            | 0        | 0        | 0                 |
| Hamilton         | 0            | 0           | 0           | 0          | 0            | 0        | 0        | 0                 |
| Hardee           | 0            | 0           | 0           | 0          | 0            | 0        | 0        | 0                 |
| Hendry           | 0            | 0           | 0           | 0          | 0            | 0        | 0        | 0                 |
| Hernando         | 0            | 0           | 0           | 0          | 0            | 0        | 0        | 0                 |
| Highlands        | 0            | 0           | 0           | 0          | 0            | 0        | 0        | 0                 |
| Hillsborough     | 0            | 0           | 0           | 0          | 0            | 0        | 0        | 0                 |
| Holmes           | 0            | 0           | 0           | 0          | 0            | 0        | 0        | 0                 |
| Indian River     | 0            | 0           | 0           | 0          | 0            | 0        | 0        | 0                 |
| Jackson          | 0            | 0           | 0           | 0          | 0            | 0        | 0        | 0                 |
| Jefferson        | 0            | 0           | 0           | 0          | 0            | 0        | 0        | 0                 |
| Lafayette        | 0            | 0           | 0           | 0          | 0            | 0        | 0        | 0                 |
| Lake             | 0            | 0           | 0           | 0          | 0            | 0        | 0        | 0                 |
| Lee              | 0            | 0           | 0           | 0          | 0            | 0        | 0        | 0                 |
| Leon             | 0            | 0           | 0           | 0          | 0            | 0        | 0        | 0                 |
| Levy             | 0            | 0           | 0           | 0          | 0            | 0        | 0        | 0                 |
| Liberty          | 0            | 0           | 0           | 0          | 0            | 0        | 0        | 0                 |
| Madison          | 0            | 0           | 0           | 0          | 0            | 0        | 0        | 0                 |
| Manatee          | 0            | 0           | 0           | 0          | 0            | 0        | 0        | 0                 |
| Marion           | 0            | 0           | 0           | 0          | 0            | 0        | 0        | 0                 |
| Martin           | 0            | 0           | 0           | 0          | 0            | 0        | 0        | 0                 |
| Miami-Dade       | 7,276        | 0           | 0           | 0          | 0            | 0        | 7,276    | 0                 |
| Monroe           | 0            | 0           | 0           | 0          | 0            | 0        | 0        | 0                 |
| Nassau           | 0            | 0           | 0           | 0          | 0            | 0        | 0        | 0                 |
| Okaloosa         | 0            | 0           | 0           | 0          | 0            | 0        | 0        | 0                 |
| Okeechobee       | 0            | 0           | 0           | 0          | 0            | 0        | 0        | 0                 |
| Orange           | 0            | 0           | 0           | 0          | 0            | 0        | 0        | 0                 |
| Osceola          | 0            | 0           | 0           | 0          | 0            | 0        | 0        | 0                 |
| Other            | 0            | 0           | 0           | 0          | 0            | 0        | 0        | 0                 |
| Palm Beach       | 0            | 0           | 0           | 0          | 0            | 0        | 0        | 0                 |
| Pasco            | 0            | 0           | 0           | 0          | 0            | 0        | 0        | 0                 |
| Pinellas         | 0            | 0           | 0           | 0          | 0            | 0        | 0        | 0                 |
| Polk             | 0            | 0           | 0           | 0          | 0            | 0        | 0        | 0                 |
| Putnam           | 0            | 0           | 0           | 0          | 0            | 0        | 0        | 0                 |
| Santa Rosa       | 0            | 0           | 0           | 0          | 0            | 0        | 0        | 0                 |
| Sarasota         | 0            | 0           | 0           | 0          | 0            | 0        | 0        | 0                 |
| Seminole         | 0            | 0           | 0           | 0          | 0            | 0        | 0        | 0                 |
| St. Johns        | 0            | 0           | 0           | 0          | 0            | 0        | 0        | 0                 |
| St. Lucie        | 0            | 0           | 0           | 0          | 0            | 0        | 0        | 0                 |
| Sumter           | 0            | 0           | 0           | 0          | 0            | 0        | 0        | 0                 |
| Suwannee         | 0            | 0           | 0           | 0          | 0            | 0        | 0        | 0                 |
| Taylor           | 0            | 0           | 0           | 0          | 0            | 0        | 0        | 0                 |
| Union            | 0            | 0           | 0           | 0          | 0            | 0        | 0        | 0                 |
| Volusia          | 0            | 0           | 0           | 0          | 0            | 0        | 0        | 0                 |
| Wakulla          | 0            | 0           | 0           | 0          | 0            | 0        | 0        | 0                 |
| Walton           | 0            | 0           | 0           | 0          | 0            | 0        | 0        | 0                 |
| Washington       | 0            | 0           | 0           | 0          | 0            | 0        | 0        | 0                 |
| Total Enrollment | 7,276        | 0           | 0           | 0          | 0            | 0        | 7,276    | 0                 |

# Managed Care Enrollment by County by Market Segment by Company 1Q2005

PREFERRED MEDICAL PLAN, INC.

NAIC Company Code

95271

|                  | COUNTY TOTAL | SMALL GROUP | LARGE GROUP | INDIVIDUAL | HEALTHY KIDS | MEDICAID | MEDICARE | FEDERAL EMPLOYEES |
|------------------|--------------|-------------|-------------|------------|--------------|----------|----------|-------------------|
| Alachua          | 0            | 0           | 0           | 0          | 0            | 0        | 0        | 0                 |
| Baker            | 0            | 0           | 0           | 0          | 0            | 0        | 0        | 0                 |
| Bay              | 0            | 0           | 0           | 0          | 0            | 0        | 0        | 0                 |
| Bradford         | 0            | 0           | 0           | 0          | 0            | 0        | 0        | 0                 |
| Brevard          | 0            | 0           | 0           | 0          | 0            | 0        | 0        | 0                 |
| Broward          | 7,665        | 0           | 0           | 5,215      | 0            | 2,450    | 0        | 0                 |
| Calhoun          | 0            | 0           | 0           | 0          | 0            | 0        | 0        | 0                 |
| Charlotte        | 0            | 0           | 0           | 0          | 0            | 0        | 0        | 0                 |
| Citrus           | 0            | 0           | 0           | 0          | 0            | 0        | 0        | 0                 |
| Clay             | 0            | 0           | 0           | 0          | 0            | 0        | 0        | 0                 |
| Collier          | 0            | 0           | 0           | 0          | 0            | 0        | 0        | 0                 |
| Columbia         | 0            | 0           | 0           | 0          | 0            | 0        | 0        | 0                 |
| De Soto          | 0            | 0           | 0           | 0          | 0            | 0        | 0        | 0                 |
| Dixie            | 0            | 0           | 0           | 0          | 0            | 0        | 0        | 0                 |
| Duval            | 0            | 0           | 0           | 0          | 0            | 0        | 0        | 0                 |
| Escambia         | 0            | 0           | 0           | 0          | 0            | 0        | 0        | 0                 |
| Flagler          | 0            | 0           | 0           | 0          | 0            | 0        | 0        | 0                 |
| Franklin         | 0            | 0           | 0           | 0          | 0            | 0        | 0        | 0                 |
| Gadsden          | 0            | 0           | 0           | 0          | 0            | 0        | 0        | 0                 |
| Gilchrist        | 0            | 0           | 0           | 0          | 0            | 0        | 0        | 0                 |
| Glades           | 0            | 0           | 0           | 0          | 0            | 0        | 0        | 0                 |
| Gulf             | 0            | 0           | 0           | 0          | 0            | 0        | 0        | 0                 |
| Hamilton         | 0            | 0           | 0           | 0          | 0            | 0        | 0        | 0                 |
| Hardee           | 0            | 0           | 0           | 0          | 0            | 0        | 0        | 0                 |
| Hendry           | 0            | 0           | 0           | 0          | 0            | 0        | 0        | 0                 |
| Hernando         | 0            | 0           | 0           | 0          | 0            | 0        | 0        | 0                 |
| Highlands        | 0            | 0           | 0           | 0          | 0            | 0        | 0        | 0                 |
| Hillsborough     | 0            | 0           | 0           | 0          | 0            | 0        | 0        | 0                 |
| Holmes           | 0            | 0           | 0           | 0          | 0            | 0        | 0        | 0                 |
| Indian River     | 0            | 0           | 0           | 0          | 0            | 0        | 0        | 0                 |
| Jackson          | 0            | 0           | 0           | 0          | 0            | 0        | 0        | 0                 |
| Jefferson        | 0            | 0           | 0           | 0          | 0            | 0        | 0        | 0                 |
| Lafayette        | 0            | 0           | 0           | 0          | 0            | 0        | 0        | 0                 |
| Lake             | 0            | 0           | 0           | 0          | 0            | 0        | 0        | 0                 |
| Lee              | 0            | 0           | 0           | 0          | 0            | 0        | 0        | 0                 |
| Leon             | 0            | 0           | 0           | 0          | 0            | 0        | 0        | 0                 |
| Levy             | 0            | 0           | 0           | 0          | 0            | 0        | 0        | 0                 |
| Liberty          | 0            | 0           | 0           | 0          | 0            | 0        | 0        | 0                 |
| Madison          | 0            | 0           | 0           | 0          | 0            | 0        | 0        | 0                 |
| Manatee          | 0            | 0           | 0           | 0          | 0            | 0        | 0        | 0                 |
| Marion           | 0            | 0           | 0           | 0          | 0            | 0        | 0        | 0                 |
| Martin           | 0            | 0           | 0           | 0          | 0            | 0        | 0        | 0                 |
| Miami-Dade       | 48,361       | 0           | 0           | 34,800     | 0            | 13,561   | 0        | 0                 |
| Monroe           | 0            | 0           | 0           | 0          | 0            | 0        | 0        | 0                 |
| Nassau           | 0            | 0           | 0           | 0          | 0            | 0        | 0        | 0                 |
| Okaloosa         | 0            | 0           | 0           | 0          | 0            | 0        | 0        | 0                 |
| Okeechobee       | 0            | 0           | 0           | 0          | 0            | 0        | 0        | 0                 |
| Orange           | 0            | 0           | 0           | 0          | 0            | 0        | 0        | 0                 |
| Osceola          | 0            | 0           | 0           | 0          | 0            | 0        | 0        | 0                 |
| Other            | 0            | 0           | 0           | 0          | 0            | 0        | 0        | 0                 |
| Palm Beach       | 0            | 0           | 0           | 0          | 0            | 0        | 0        | 0                 |
| Pasco            | 0            | 0           | 0           | 0          | 0            | 0        | 0        | 0                 |
| Pinellas         | 0            | 0           | 0           | 0          | 0            | 0        | 0        | 0                 |
| Polk             | 0            | 0           | 0           | 0          | 0            | 0        | 0        | 0                 |
| Putnam           | 0            | 0           | 0           | 0          | 0            | 0        | 0        | 0                 |
| Santa Rosa       | 0            | 0           | 0           | 0          | 0            | 0        | 0        | 0                 |
| Sarasota         | 0            | 0           | 0           | 0          | 0            | 0        | 0        | 0                 |
| Seminole         | 0            | 0           | 0           | 0          | 0            | 0        | 0        | 0                 |
| St. Johns        | 0            | 0           | 0           | 0          | 0            | 0        | 0        | 0                 |
| St. Lucie        | 0            | 0           | 0           | 0          | 0            | 0        | 0        | 0                 |
| Sumter           | 0            | 0           | 0           | 0          | 0            | 0        | 0        | 0                 |
| Suwannee         | 0            | 0           | 0           | 0          | 0            | 0        | 0        | 0                 |
| Taylor           | 0            | 0           | 0           | 0          | 0            | 0        | 0        | 0                 |
| Union            | 0            | 0           | 0           | 0          | 0            | 0        | 0        | 0                 |
| Volusia          | 0            | 0           | 0           | 0          | 0            | 0        | 0        | 0                 |
| Wakulla          | 0            | 0           | 0           | 0          | 0            | 0        | 0        | 0                 |
| Walton           | 0            | 0           | 0           | 0          | 0            | 0        | 0        | 0                 |
| Washington       | 0            | 0           | 0           | 0          | 0            | 0        | 0        | 0                 |
| Total Enrollment | 56,026       | 0           | 0           | 40,015     | 0            | 16,011   | 0        | 0                 |

# Managed Care Enrollment by County by Market Segment by Company 1Q2005

QUALITY HEALTH PLANS, INC.

NAIC Company Code

11519

|                  | COUNTY TOTAL | SMALL GROUP | LARGE GROUP | INDIVIDUAL | HEALTHY KIDS | MEDICAID | MEDICARE | FEDERAL EMPLOYEES |
|------------------|--------------|-------------|-------------|------------|--------------|----------|----------|-------------------|
| Alachua          | 0            | 0           | 0           | 0          | 0            | 0        | 0        | 0                 |
| Baker            | 0            | 0           | 0           | 0          | 0            | 0        | 0        | 0                 |
| Bay              | 0            | 0           | 0           | 0          | 0            | 0        | 0        | 0                 |
| Bradford         | 0            | 0           | 0           | 0          | 0            | 0        | 0        | 0                 |
| Brevard          | 0            | 0           | 0           | 0          | 0            | 0        | 0        | 0                 |
| Broward          | 0            | 0           | 0           | 0          | 0            | 0        | 0        | 0                 |
| Calhoun          | 0            | 0           | 0           | 0          | 0            | 0        | 0        | 0                 |
| Charlotte        | 0            | 0           | 0           | 0          | 0            | 0        | 0        | 0                 |
| Citrus           | 0            | 0           | 0           | 0          | 0            | 0        | 0        | 0                 |
| Clay             | 0            | 0           | 0           | 0          | 0            | 0        | 0        | 0                 |
| Collier          | 0            | 0           | 0           | 0          | 0            | 0        | 0        | 0                 |
| Columbia         | 0            | 0           | 0           | 0          | 0            | 0        | 0        | 0                 |
| De Soto          | 0            | 0           | 0           | 0          | 0            | 0        | 0        | 0                 |
| Dixie            | 0            | 0           | 0           | 0          | 0            | 0        | 0        | 0                 |
| Duval            | 0            | 0           | 0           | 0          | 0            | 0        | 0        | 0                 |
| Escambia         | 0            | 0           | 0           | 0          | 0            | 0        | 0        | 0                 |
| Flagler          | 0            | 0           | 0           | 0          | 0            | 0        | 0        | 0                 |
| Franklin         | 0            | 0           | 0           | 0          | 0            | 0        | 0        | 0                 |
| Gadsden          | 0            | 0           | 0           | 0          | 0            | 0        | 0        | 0                 |
| Gilchrist        | 0            | 0           | 0           | 0          | 0            | 0        | 0        | 0                 |
| Glades           | 0            | 0           | 0           | 0          | 0            | 0        | 0        | 0                 |
| Gulf             | 0            | 0           | 0           | 0          | 0            | 0        | 0        | 0                 |
| Hamilton         | 0            | 0           | 0           | 0          | 0            | 0        | 0        | 0                 |
| Hardee           | 0            | 0           | 0           | 0          | 0            | 0        | 0        | 0                 |
| Hendry           | 0            | 0           | 0           | 0          | 0            | 0        | 0        | 0                 |
| Hernando         | 887          | 0           | 0           | 0          | 0            | 0        | 887      | 0                 |
| Highlands        | 0            | 0           | 0           | 0          | 0            | 0        | 0        | 0                 |
| Hillsborough     | 0            | 0           | 0           | 0          | 0            | 0        | 0        | 0                 |
| Holmes           | 0            | 0           | 0           | 0          | 0            | 0        | 0        | 0                 |
| Indian River     | 0            | 0           | 0           | 0          | 0            | 0        | 0        | 0                 |
| Jackson          | 0            | 0           | 0           | 0          | 0            | 0        | 0        | 0                 |
| Jefferson        | 0            | 0           | 0           | 0          | 0            | 0        | 0        | 0                 |
| Lafayette        | 0            | 0           | 0           | 0          | 0            | 0        | 0        | 0                 |
| Lake             | 0            | 0           | 0           | 0          | 0            | 0        | 0        | 0                 |
| Lee              | 0            | 0           | 0           | 0          | 0            | 0        | 0        | 0                 |
| Leon             | 0            | 0           | 0           | 0          | 0            | 0        | 0        | 0                 |
| Levy             | 0            | 0           | 0           | 0          | 0            | 0        | 0        | 0                 |
| Liberty          | 0            | 0           | 0           | 0          | 0            | 0        | 0        | 0                 |
| Madison          | 0            | 0           | 0           | 0          | 0            | 0        | 0        | 0                 |
| Manatee          | 0            | 0           | 0           | 0          | 0            | 0        | 0        | 0                 |
| Marion           | 0            | 0           | 0           | 0          | 0            | 0        | 0        | 0                 |
| Martin           | 0            | 0           | 0           | 0          | 0            | 0        | 0        | 0                 |
| Miami-Dade       | 0            | 0           | 0           | 0          | 0            | 0        | 0        | 0                 |
| Monroe           | 0            | 0           | 0           | 0          | 0            | 0        | 0        | 0                 |
| Nassau           | 0            | 0           | 0           | 0          | 0            | 0        | 0        | 0                 |
| Okaloosa         | 0            | 0           | 0           | 0          | 0            | 0        | 0        | 0                 |
| Okeechobee       | 0            | 0           | 0           | 0          | 0            | 0        | 0        | 0                 |
| Orange           | 0            | 0           | 0           | 0          | 0            | 0        | 0        | 0                 |
| Osceola          | 0            | 0           | 0           | 0          | 0            | 0        | 0        | 0                 |
| Other            | 0            | 0           | 0           | 0          | 0            | 0        | 0        | 0                 |
| Palm Beach       | 0            | 0           | 0           | 0          | 0            | 0        | 0        | 0                 |
| Pasco            | 865          | 0           | 0           | 0          | 0            | 0        | 865      | 0                 |
| Pinellas         | 0            | 0           | 0           | 0          | 0            | 0        | 0        | 0                 |
| Polk             | 3,297        | 0           | 0           | 0          | 0            | 0        | 3,297    | 0                 |
| Putnam           | 0            | 0           | 0           | 0          | 0            | 0        | 0        | 0                 |
| Santa Rosa       | 0            | 0           | 0           | 0          | 0            | 0        | 0        | 0                 |
| Sarasota         | 0            | 0           | 0           | 0          | 0            | 0        | 0        | 0                 |
| Seminole         | 0            | 0           | 0           | 0          | 0            | 0        | 0        | 0                 |
| St. Johns        | 0            | 0           | 0           | 0          | 0            | 0        | 0        | 0                 |
| St. Lucie        | 0            | 0           | 0           | 0          | 0            | 0        | 0        | 0                 |
| Sumter           | 0            | 0           | 0           | 0          | 0            | 0        | 0        | 0                 |
| Suwannee         | 0            | 0           | 0           | 0          | 0            | 0        | 0        | 0                 |
| Taylor           | 0            | 0           | 0           | 0          | 0            | 0        | 0        | 0                 |
| Union            | 0            | 0           | 0           | 0          | 0            | 0        | 0        | 0                 |
| Volusia          | 0            | 0           | 0           | 0          | 0            | 0        | 0        | 0                 |
| Wakulla          | 0            | 0           | 0           | 0          | 0            | 0        | 0        | 0                 |
| Walton           | 0            | 0           | 0           | 0          | 0            | 0        | 0        | 0                 |
| Washington       | 0            | 0           | 0           | 0          | 0            | 0        | 0        | 0                 |
| Total Enrollment | 5,049        | 0           | 0           | 0          | 0            | 0        | 5,049    | 0                 |

# Managed Care Enrollment by County by Market Segment by Company 1Q2005

THE PUBLIC HEALTH TRUST OF DADE COUNTY

NAIC Company Code

95126

|                  | COUNTY TOTAL | SMALL GROUP | LARGE GROUP | INDIVIDUAL | HEALTHY KIDS | MEDICAID | MEDICARE | FEDERAL EMPLOYEES |
|------------------|--------------|-------------|-------------|------------|--------------|----------|----------|-------------------|
| Alachua          | 0            | 0           | 0           | 0          | 0            | 0        | 0        | 0                 |
| Baker            | 0            | 0           | 0           | 0          | 0            | 0        | 0        | 0                 |
| Bay              | 0            | 0           | 0           | 0          | 0            | 0        | 0        | 0                 |
| Bradford         | 0            | 0           | 0           | 0          | 0            | 0        | 0        | 0                 |
| Brevard          | 0            | 0           | 0           | 0          | 0            | 0        | 0        | 0                 |
| Broward          | 0            | 0           | 0           | 0          | 0            | 0        | 0        | 0                 |
| Calhoun          | 0            | 0           | 0           | 0          | 0            | 0        | 0        | 0                 |
| Charlotte        | 0            | 0           | 0           | 0          | 0            | 0        | 0        | 0                 |
| Citrus           | 0            | 0           | 0           | 0          | 0            | 0        | 0        | 0                 |
| Clay             | 0            | 0           | 0           | 0          | 0            | 0        | 0        | 0                 |
| Collier          | 0            | 0           | 0           | 0          | 0            | 0        | 0        | 0                 |
| Columbia         | 0            | 0           | 0           | 0          | 0            | 0        | 0        | 0                 |
| De Soto          | 0            | 0           | 0           | 0          | 0            | 0        | 0        | 0                 |
| Dixie            | 0            | 0           | 0           | 0          | 0            | 0        | 0        | 0                 |
| Duval            | 0            | 0           | 0           | 0          | 0            | 0        | 0        | 0                 |
| Escambia         | 0            | 0           | 0           | 0          | 0            | 0        | 0        | 0                 |
| Flagler          | 0            | 0           | 0           | 0          | 0            | 0        | 0        | 0                 |
| Franklin         | 0            | 0           | 0           | 0          | 0            | 0        | 0        | 0                 |
| Gadsden          | 0            | 0           | 0           | 0          | 0            | 0        | 0        | 0                 |
| Gilchrist        | 0            | 0           | 0           | 0          | 0            | 0        | 0        | 0                 |
| Glades           | 0            | 0           | 0           | 0          | 0            | 0        | 0        | 0                 |
| Gulf             | 0            | 0           | 0           | 0          | 0            | 0        | 0        | 0                 |
| Hamilton         | 0            | 0           | 0           | 0          | 0            | 0        | 0        | 0                 |
| Hardee           | 0            | 0           | 0           | 0          | 0            | 0        | 0        | 0                 |
| Hendry           | 0            | 0           | 0           | 0          | 0            | 0        | 0        | 0                 |
| Hernando         | 0            | 0           | 0           | 0          | 0            | 0        | 0        | 0                 |
| Highlands        | 0            | 0           | 0           | 0          | 0            | 0        | 0        | 0                 |
| Hillsborough     | 0            | 0           | 0           | 0          | 0            | 0        | 0        | 0                 |
| Holmes           | 0            | 0           | 0           | 0          | 0            | 0        | 0        | 0                 |
| Indian River     | 0            | 0           | 0           | 0          | 0            | 0        | 0        | 0                 |
| Jackson          | 0            | 0           | 0           | 0          | 0            | 0        | 0        | 0                 |
| Jefferson        | 0            | 0           | 0           | 0          | 0            | 0        | 0        | 0                 |
| Lafayette        | 0            | 0           | 0           | 0          | 0            | 0        | 0        | 0                 |
| Lake             | 0            | 0           | 0           | 0          | 0            | 0        | 0        | 0                 |
| Lee              | 0            | 0           | 0           | 0          | 0            | 0        | 0        | 0                 |
| Leon             | 0            | 0           | 0           | 0          | 0            | 0        | 0        | 0                 |
| Levy             | 0            | 0           | 0           | 0          | 0            | 0        | 0        | 0                 |
| Liberty          | 0            | 0           | 0           | 0          | 0            | 0        | 0        | 0                 |
| Madison          | 0            | 0           | 0           | 0          | 0            | 0        | 0        | 0                 |
| Manatee          | 0            | 0           | 0           | 0          | 0            | 0        | 0        | 0                 |
| Marion           | 0            | 0           | 0           | 0          | 0            | 0        | 0        | 0                 |
| Martin           | 0            | 0           | 0           | 0          | 0            | 0        | 0        | 0                 |
| Miami-Dade       | 26,398       | 87          | 12,122      | 63         | 0            | 14,126   | 0        | 0                 |
| Monroe           | 0            | 0           | 0           | 0          | 0            | 0        | 0        | 0                 |
| Nassau           | 0            | 0           | 0           | 0          | 0            | 0        | 0        | 0                 |
| Okaloosa         | 0            | 0           | 0           | 0          | 0            | 0        | 0        | 0                 |
| Okeechobee       | 0            | 0           | 0           | 0          | 0            | 0        | 0        | 0                 |
| Orange           | 0            | 0           | 0           | 0          | 0            | 0        | 0        | 0                 |
| Osceola          | 0            | 0           | 0           | 0          | 0            | 0        | 0        | 0                 |
| Other            | 0            | 0           | 0           | 0          | 0            | 0        | 0        | 0                 |
| Palm Beach       | 0            | 0           | 0           | 0          | 0            | 0        | 0        | 0                 |
| Pasco            | 0            | 0           | 0           | 0          | 0            | 0        | 0        | 0                 |
| Pinellas         | 0            | 0           | 0           | 0          | 0            | 0        | 0        | 0                 |
| Polk             | 0            | 0           | 0           | 0          | 0            | 0        | 0        | 0                 |
| Putnam           | 0            | 0           | 0           | 0          | 0            | 0        | 0        | 0                 |
| Santa Rosa       | 0            | 0           | 0           | 0          | 0            | 0        | 0        | 0                 |
| Sarasota         | 0            | 0           | 0           | 0          | 0            | 0        | 0        | 0                 |
| Seminole         | 0            | 0           | 0           | 0          | 0            | 0        | 0        | 0                 |
| St. Johns        | 0            | 0           | 0           | 0          | 0            | 0        | 0        | 0                 |
| St. Lucie        | 0            | 0           | 0           | 0          | 0            | 0        | 0        | 0                 |
| Sumter           | 0            | 0           | 0           | 0          | 0            | 0        | 0        | 0                 |
| Suwannee         | 0            | 0           | 0           | 0          | 0            | 0        | 0        | 0                 |
| Taylor           | 0            | 0           | 0           | 0          | 0            | 0        | 0        | 0                 |
| Union            | 0            | 0           | 0           | 0          | 0            | 0        | 0        | 0                 |
| Volusia          | 0            | 0           | 0           | 0          | 0            | 0        | 0        | 0                 |
| Wakulla          | 0            | 0           | 0           | 0          | 0            | 0        | 0        | 0                 |
| Walton           | 0            | 0           | 0           | 0          | 0            | 0        | 0        | 0                 |
| Washington       | 0            | 0           | 0           | 0          | 0            | 0        | 0        | 0                 |
| Total Enrollment | 26,398       | 87          | 12,122      | 63         | 0            | 14,126   | 0        | 0                 |

# Managed Care Enrollment by County by Market Segment by Company 1Q2005

TOTAL HEALTH CHOICE, INC.

NAIC Company Code

95134

|                  | COUNTY TOTAL | SMALL GROUP | LARGE GROUP | INDIVIDUAL | HEALTHY KIDS | MEDICAID | MEDICARE | FEDERAL EMPLOYEES |
|------------------|--------------|-------------|-------------|------------|--------------|----------|----------|-------------------|
| Alachua          | 0            | 0           | 0           | 0          | 0            | 0        | 0        | 0                 |
| Baker            | 0            | 0           | 0           | 0          | 0            | 0        | 0        | 0                 |
| Bay              | 0            | 0           | 0           | 0          | 0            | 0        | 0        | 0                 |
| Bradford         | 0            | 0           | 0           | 0          | 0            | 0        | 0        | 0                 |
| Brevard          | 0            | 0           | 0           | 0          | 0            | 0        | 0        | 0                 |
| Broward          | 5,044        | 751         | 346         | 3,754      | 0            | 0        | 0        | 193               |
| Calhoun          | 0            | 0           | 0           | 0          | 0            | 0        | 0        | 0                 |
| Charlotte        | 0            | 0           | 0           | 0          | 0            | 0        | 0        | 0                 |
| Citrus           | 0            | 0           | 0           | 0          | 0            | 0        | 0        | 0                 |
| Clay             | 0            | 0           | 0           | 0          | 0            | 0        | 0        | 0                 |
| Collier          | 0            | 0           | 0           | 0          | 0            | 0        | 0        | 0                 |
| Columbia         | 0            | 0           | 0           | 0          | 0            | 0        | 0        | 0                 |
| De Soto          | 0            | 0           | 0           | 0          | 0            | 0        | 0        | 0                 |
| Dixie            | 0            | 0           | 0           | 0          | 0            | 0        | 0        | 0                 |
| Duval            | 0            | 0           | 0           | 0          | 0            | 0        | 0        | 0                 |
| Escambia         | 0            | 0           | 0           | 0          | 0            | 0        | 0        | 0                 |
| Flagler          | 0            | 0           | 0           | 0          | 0            | 0        | 0        | 0                 |
| Franklin         | 0            | 0           | 0           | 0          | 0            | 0        | 0        | 0                 |
| Gadsden          | 0            | 0           | 0           | 0          | 0            | 0        | 0        | 0                 |
| Gilchrist        | 0            | 0           | 0           | 0          | 0            | 0        | 0        | 0                 |
| Glades           | 0            | 0           | 0           | 0          | 0            | 0        | 0        | 0                 |
| Gulf             | 0            | 0           | 0           | 0          | 0            | 0        | 0        | 0                 |
| Hamilton         | 0            | 0           | 0           | 0          | 0            | 0        | 0        | 0                 |
| Hardee           | 0            | 0           | 0           | 0          | 0            | 0        | 0        | 0                 |
| Hendry           | 0            | 0           | 0           | 0          | 0            | 0        | 0        | 0                 |
| Hernando         | 0            | 0           | 0           | 0          | 0            | 0        | 0        | 0                 |
| Highlands        | 0            | 0           | 0           | 0          | 0            | 0        | 0        | 0                 |
| Hillsborough     | 0            | 0           | 0           | 0          | 0            | 0        | 0        | 0                 |
| Holmes           | 0            | 0           | 0           | 0          | 0            | 0        | 0        | 0                 |
| Indian River     | 0            | 0           | 0           | 0          | 0            | 0        | 0        | 0                 |
| Jackson          | 0            | 0           | 0           | 0          | 0            | 0        | 0        | 0                 |
| Jefferson        | 0            | 0           | 0           | 0          | 0            | 0        | 0        | 0                 |
| Lafayette        | 0            | 0           | 0           | 0          | 0            | 0        | 0        | 0                 |
| Lake             | 0            | 0           | 0           | 0          | 0            | 0        | 0        | 0                 |
| Lee              | 0            | 0           | 0           | 0          | 0            | 0        | 0        | 0                 |
| Leon             | 0            | 0           | 0           | 0          | 0            | 0        | 0        | 0                 |
| Levy             | 0            | 0           | 0           | 0          | 0            | 0        | 0        | 0                 |
| Liberty          | 0            | 0           | 0           | 0          | 0            | 0        | 0        | 0                 |
| Madison          | 0            | 0           | 0           | 0          | 0            | 0        | 0        | 0                 |
| Manatee          | 0            | 0           | 0           | 0          | 0            | 0        | 0        | 0                 |
| Marion           | 0            | 0           | 0           | 0          | 0            | 0        | 0        | 0                 |
| Martin           | 0            | 0           | 0           | 0          | 0            | 0        | 0        | 0                 |
| Miami-Dade       | 7,750        | 262         | 1,521       | 5,807      | 0            | 0        | 0        | 160               |
| Monroe           | 0            | 0           | 0           | 0          | 0            | 0        | 0        | 0                 |
| Nassau           | 0            | 0           | 0           | 0          | 0            | 0        | 0        | 0                 |
| Okaloosa         | 0            | 0           | 0           | 0          | 0            | 0        | 0        | 0                 |
| Okeechobee       | 0            | 0           | 0           | 0          | 0            | 0        | 0        | 0                 |
| Orange           | 0            | 0           | 0           | 0          | 0            | 0        | 0        | 0                 |
| Osceola          | 0            | 0           | 0           | 0          | 0            | 0        | 0        | 0                 |
| Other            | 22           | 1           | 2           | 13         | 0            | 0        | 0        | 6                 |
| Palm Beach       | 1,132        | 104         | 30          | 915        | 0            | 0        | 0        | 83                |
| Pasco            | 0            | 0           | 0           | 0          | 0            | 0        | 0        | 0                 |
| Pinellas         | 0            | 0           | 0           | 0          | 0            | 0        | 0        | 0                 |
| Polk             | 0            | 0           | 0           | 0          | 0            | 0        | 0        | 0                 |
| Putnam           | 0            | 0           | 0           | 0          | 0            | 0        | 0        | 0                 |
| Santa Rosa       | 0            | 0           | 0           | 0          | 0            | 0        | 0        | 0                 |
| Sarasota         | 0            | 0           | 0           | 0          | 0            | 0        | 0        | 0                 |
| Seminole         | 0            | 0           | 0           | 0          | 0            | 0        | 0        | 0                 |
| St. Johns        | 0            | 0           | 0           | 0          | 0            | 0        | 0        | 0                 |
| St. Lucie        | 0            | 0           | 0           | 0          | 0            | 0        | 0        | 0                 |
| Sumter           | 0            | 0           | 0           | 0          | 0            | 0        | 0        | 0                 |
| Suwannee         | 0            | 0           | 0           | 0          | 0            | 0        | 0        | 0                 |
| Taylor           | 0            | 0           | 0           | 0          | 0            | 0        | 0        | 0                 |
| Union            | 0            | 0           | 0           | 0          | 0            | 0        | 0        | 0                 |
| Volusia          | 0            | 0           | 0           | 0          | 0            | 0        | 0        | 0                 |
| Wakulla          | 0            | 0           | 0           | 0          | 0            | 0        | 0        | 0                 |
| Walton           | 0            | 0           | 0           | 0          | 0            | 0        | 0        | 0                 |
| Washington       | 0            | 0           | 0           | 0          | 0            | 0        | 0        | 0                 |
| Total Enrollment | 13,948       | 1,118       | 1,899       | 10,489     | 0            | 0        | 0        | 442               |

# Managed Care Enrollment by County by Market Segment by Company 1Q2005

UNITED HEALTHCARE OF FLORIDA, INC.

NAIC Company Code

95264

|                  | COUNTY TOTAL | SMALL GROUP | LARGE GROUP | INDIVIDUAL | HEALTHY KIDS | MEDICAID | MEDICARE | FEDERAL EMPLOYEES |
|------------------|--------------|-------------|-------------|------------|--------------|----------|----------|-------------------|
| Alachua          | 279          | 60          | 207         | 12         | 0            | 0        | 0        | 0                 |
| Baker            | 77           | 18          | 59          | 0          | 0            | 0        | 0        | 0                 |
| Bay              | 0            | 0           | 0           | 0          | 0            | 0        | 0        | 0                 |
| Bradford         | 31           | 3           | 28          | 0          | 0            | 0        | 0        | 0                 |
| Brevard          | 3,282        | 791         | 2,436       | 52         | 3            | 0        | 0        | 0                 |
| Broward          | 37,900       | 7,962       | 21,505      | 512        | 3,576        | 4,237    | 108      | 0                 |
| Calhoun          | 0            | 0           | 0           | 0          | 0            | 0        | 0        | 0                 |
| Charlotte        | 3,640        | 285         | 375         | 16         | 0            | 0        | 2,964    | 0                 |
| Citrus           | 338          | 49          | 276         | 13         | 0            | 0        | 0        | 0                 |
| Clay             | 1,241        | 159         | 1,078       | 3          | 1            | 0        | 0        | 0                 |
| Collier          | 758          | 203         | 544         | 10         | 1            | 0        | 0        | 0                 |
| Columbia         | 103          | 8           | 93          | 2          | 0            | 0        | 0        | 0                 |
| De Soto          | 78           | 43          | 34          | 0          | 0            | 0        | 1        | 0                 |
| Dixie            | 0            | 0           | 0           | 0          | 0            | 0        | 0        | 0                 |
| Duval            | 8,682        | 1,143       | 3,907       | 29         | 3,603        | 0        | 0        | 0                 |
| Escambia         | 987          | 621         | 359         | 7          | 0            | 0        | 0        | 0                 |
| Flagler          | 821          | 158         | 651         | 11         | 1            | 0        | 0        | 0                 |
| Franklin         | 0            | 0           | 0           | 0          | 0            | 0        | 0        | 0                 |
| Gadsden          | 0            | 0           | 0           | 0          | 0            | 0        | 0        | 0                 |
| Gilchrist        | 0            | 0           | 0           | 0          | 0            | 0        | 0        | 0                 |
| Glades           | 31           | 4           | 27          | 0          | 0            | 0        | 0        | 0                 |
| Gulf             | 0            | 0           | 0           | 0          | 0            | 0        | 0        | 0                 |
| Hamilton         | 0            | 0           | 0           | 0          | 0            | 0        | 0        | 0                 |
| Hardee           | 64           | 41          | 23          | 0          | 0            | 0        | 0        | 0                 |
| Hendry           | 225          | 51          | 174         | 0          | 0            | 0        | 0        | 0                 |
| Hernando         | 2,007        | 527         | 781         | 20         | 0            | 0        | 679      | 0                 |
| Highlands        | 1,375        | 143         | 241         | 10         | 0            | 981      | 0        | 0                 |
| Hillsborough     | 34,859       | 8,200       | 14,484      | 241        | 2            | 2,778    | 9,154    | 0                 |
| Holmes           | 0            | 0           | 0           | 0          | 0            | 0        | 0        | 0                 |
| Indian River     | 128          | 40          | 87          | 1          | 0            | 0        | 0        | 0                 |
| Jackson          | 0            | 0           | 0           | 0          | 0            | 0        | 0        | 0                 |
| Jefferson        | 0            | 0           | 0           | 0          | 0            | 0        | 0        | 0                 |
| Lafayette        | 0            | 0           | 0           | 0          | 0            | 0        | 0        | 0                 |
| Lake             | 12,821       | 1,094       | 4,903       | 32         | 0            | 6,792    | 0        | 0                 |
| Lee              | 11,397       | 1,895       | 3,158       | 44         | 1            | 0        | 6,299    | 0                 |
| Leon             | 213          | 12          | 201         | 0          | 0            | 0        | 0        | 0                 |
| Levy             | 0            | 0           | 0           | 0          | 0            | 0        | 0        | 0                 |
| Liberty          | 0            | 0           | 0           | 0          | 0            | 0        | 0        | 0                 |
| Madison          | 0            | 0           | 0           | 0          | 0            | 0        | 0        | 0                 |
| Manatee          | 3,568        | 812         | 1,592       | 28         | 0            | 0        | 1,136    | 0                 |
| Marion           | 994          | 145         | 839         | 10         | 0            | 0        | 0        | 0                 |
| Martin           | 754          | 177         | 572         | 5          | 0            | 0        | 0        | 0                 |
| Miami-Dade       | 107,255      | 9,940       | 63,671      | 554        | 5,188        | 17,465   | 10,437   | 0                 |
| Monroe           | 169          | 54          | 115         | 0          | 0            | 0        | 0        | 0                 |
| Nassau           | 244          | 105         | 136         | 1          | 2            | 0        | 0        | 0                 |
| Okaloosa         | 33           | 17          | 16          | 0          | 0            | 0        | 0        | 0                 |
| Okeechobee       | 101          | 32          | 64          | 4          | 0            | 1        | 0        | 0                 |
| Orange           | 59,402       | 12,037      | 39,323      | 348        | 1            | 7,693    | 0        | 0                 |
| Osceola          | 9,989        | 1,511       | 5,471       | 29         | 0            | 2,978    | 0        | 0                 |
| Other            | 0            | 0           | 0           | 0          | 0            | 0        | 0        | 0                 |
| Palm Beach       | 45,411       | 8,774       | 33,209      | 647        | 0            | 2,753    | 28       | 0                 |
| Pasco            | 13,738       | 2,489       | 3,767       | 64         | 0            | 0        | 7,418    | 0                 |
| Pinellas         | 38,298       | 8,364       | 14,043      | 296        | 0            | 1,797    | 13,798   | 0                 |
| Polk             | 11,629       | 3,798       | 6,429       | 73         | 0            | 0        | 1,329    | 0                 |
| Putnam           | 183          | 34          | 148         | 0          | 1            | 0        | 0        | 0                 |
| Santa Rosa       | 534          | 439         | 88          | 7          | 0            | 0        | 0        | 0                 |
| Sarasota         | 3,104        | 259         | 1,013       | 8          | 0            | 0        | 1,824    | 0                 |
| Seminole         | 25,205       | 6,284       | 14,402      | 185        | 0            | 4,334    | 0        | 0                 |
| St. Johns        | 2,174        | 880         | 551         | 28         | 715          | 0        | 0        | 0                 |
| St. Lucie        | 502          | 73          | 426         | 3          | 0            | 0        | 0        | 0                 |
| Sumter           | 276          | 66          | 209         | 1          | 0            | 0        | 0        | 0                 |
| Suwannee         | 37           | 7           | 27          | 3          | 0            | 0        | 0        | 0                 |
| Taylor           | 0            | 0           | 0           | 0          | 0            | 0        | 0        | 0                 |
| Union            | 6            | 5           | 1           | 0          | 0            | 0        | 0        | 0                 |
| Volusia          | 20,914       | 1,771       | 7,374       | 66         | 0            | 11,703   | 0        | 0                 |
| Wakulla          | 0            | 0           | 0           | 0          | 0            | 0        | 0        | 0                 |
| Walton           | 5            | 1           | 4           | 0          | 0            | 0        | 0        | 0                 |
| Washington       | 0            | 0           | 0           | 0          | 0            | 0        | 0        | 0                 |
| Total Enrollment | 465,862      | 81,584      | 249,121     | 3,375      | 13,095       | 63,512   | 55,175   | 0                 |

# Managed Care Enrollment by County by Market Segment by Company 1Q2005

UNIVERSAL HEALTH CARE, INC.

NAIC Company Code

11574

|                  | COUNTY TOTAL | SMALL GROUP | LARGE GROUP | INDIVIDUAL | HEALTHY KIDS | MEDICAID | MEDICARE | FEDERAL EMPLOYEES |
|------------------|--------------|-------------|-------------|------------|--------------|----------|----------|-------------------|
| Alachua          | 0            | 0           | 0           | 0          | 0            | 0        | 0        | 0                 |
| Baker            | 0            | 0           | 0           | 0          | 0            | 0        | 0        | 0                 |
| Bay              | 0            | 0           | 0           | 0          | 0            | 0        | 0        | 0                 |
| Bradford         | 0            | 0           | 0           | 0          | 0            | 0        | 0        | 0                 |
| Brevard          | 0            | 0           | 0           | 0          | 0            | 0        | 0        | 0                 |
| Broward          | 0            | 0           | 0           | 0          | 0            | 0        | 0        | 0                 |
| Calhoun          | 0            | 0           | 0           | 0          | 0            | 0        | 0        | 0                 |
| Charlotte        | 0            | 0           | 0           | 0          | 0            | 0        | 0        | 0                 |
| Citrus           | 0            | 0           | 0           | 0          | 0            | 0        | 0        | 0                 |
| Clay             | 0            | 0           | 0           | 0          | 0            | 0        | 0        | 0                 |
| Collier          | 0            | 0           | 0           | 0          | 0            | 0        | 0        | 0                 |
| Columbia         | 0            | 0           | 0           | 0          | 0            | 0        | 0        | 0                 |
| De Soto          | 0            | 0           | 0           | 0          | 0            | 0        | 0        | 0                 |
| Dixie            | 0            | 0           | 0           | 0          | 0            | 0        | 0        | 0                 |
| Duval            | 0            | 0           | 0           | 0          | 0            | 0        | 0        | 0                 |
| Escambia         | 0            | 0           | 0           | 0          | 0            | 0        | 0        | 0                 |
| Flagler          | 0            | 0           | 0           | 0          | 0            | 0        | 0        | 0                 |
| Franklin         | 0            | 0           | 0           | 0          | 0            | 0        | 0        | 0                 |
| Gadsden          | 130          | 0           | 0           | 0          | 0            | 0        | 130      | 0                 |
| Gilchrist        | 0            | 0           | 0           | 0          | 0            | 0        | 0        | 0                 |
| Glades           | 0            | 0           | 0           | 0          | 0            | 0        | 0        | 0                 |
| Gulf             | 0            | 0           | 0           | 0          | 0            | 0        | 0        | 0                 |
| Hamilton         | 0            | 0           | 0           | 0          | 0            | 0        | 0        | 0                 |
| Hardee           | 0            | 0           | 0           | 0          | 0            | 0        | 0        | 0                 |
| Hendry           | 0            | 0           | 0           | 0          | 0            | 0        | 0        | 0                 |
| Hernando         | 2,737        | 0           | 0           | 5          | 0            | 39       | 2,693    | 0                 |
| Highlands        | 0            | 0           | 0           | 0          | 0            | 0        | 0        | 0                 |
| Hillsborough     | 0            | 0           | 0           | 0          | 0            | 0        | 0        | 0                 |
| Holmes           | 0            | 0           | 0           | 0          | 0            | 0        | 0        | 0                 |
| Indian River     | 0            | 0           | 0           | 0          | 0            | 0        | 0        | 0                 |
| Jackson          | 0            | 0           | 0           | 0          | 0            | 0        | 0        | 0                 |
| Jefferson        | 47           | 0           | 0           | 0          | 0            | 0        | 47       | 0                 |
| Lafayette        | 0            | 0           | 0           | 0          | 0            | 0        | 0        | 0                 |
| Lake             | 0            | 0           | 0           | 0          | 0            | 0        | 0        | 0                 |
| Lee              | 0            | 0           | 0           | 0          | 0            | 0        | 0        | 0                 |
| Leon             | 363          | 0           | 0           | 0          | 0            | 0        | 363      | 0                 |
| Levy             | 0            | 0           | 0           | 0          | 0            | 0        | 0        | 0                 |
| Liberty          | 0            | 0           | 0           | 0          | 0            | 0        | 0        | 0                 |
| Madison          | 0            | 0           | 0           | 0          | 0            | 0        | 0        | 0                 |
| Manatee          | 2,656        | 0           | 0           | 0          | 0            | 12       | 2,644    | 0                 |
| Marion           | 0            | 0           | 0           | 0          | 0            | 0        | 0        | 0                 |
| Martin           | 0            | 0           | 0           | 0          | 0            | 0        | 0        | 0                 |
| Miami-Dade       | 0            | 0           | 0           | 0          | 0            | 0        | 0        | 0                 |
| Monroe           | 0            | 0           | 0           | 0          | 0            | 0        | 0        | 0                 |
| Nassau           | 0            | 0           | 0           | 0          | 0            | 0        | 0        | 0                 |
| Okaloosa         | 0            | 0           | 0           | 0          | 0            | 0        | 0        | 0                 |
| Okeechobee       | 0            | 0           | 0           | 0          | 0            | 0        | 0        | 0                 |
| Orange           | 0            | 0           | 0           | 0          | 0            | 0        | 0        | 0                 |
| Osceola          | 0            | 0           | 0           | 0          | 0            | 0        | 0        | 0                 |
| Other            | 0            | 0           | 0           | 0          | 0            | 0        | 0        | 0                 |
| Palm Beach       | 0            | 0           | 0           | 0          | 0            | 0        | 0        | 0                 |
| Pasco            | 0            | 0           | 0           | 0          | 0            | 0        | 0        | 0                 |
| Pinellas         | 0            | 0           | 0           | 0          | 0            | 0        | 0        | 0                 |
| Polk             | 1            | 0           | 0           | 0          | 0            | 0        | 1        | 0                 |
| Putnam           | 0            | 0           | 0           | 0          | 0            | 0        | 0        | 0                 |
| Santa Rosa       | 0            | 0           | 0           | 0          | 0            | 0        | 0        | 0                 |
| Sarasota         | 2,554        | 0           | 0           | 6          | 0            | 41       | 2,507    | 0                 |
| Seminole         | 0            | 0           | 0           | 0          | 0            | 0        | 0        | 0                 |
| St. Johns        | 0            | 0           | 0           | 0          | 0            | 0        | 0        | 0                 |
| St. Lucie        | 0            | 0           | 0           | 0          | 0            | 0        | 0        | 0                 |
| Sumter           | 0            | 0           | 0           | 0          | 0            | 0        | 0        | 0                 |
| Suwannee         | 0            | 0           | 0           | 0          | 0            | 0        | 0        | 0                 |
| Taylor           | 0            | 0           | 0           | 0          | 0            | 0        | 0        | 0                 |
| Union            | 0            | 0           | 0           | 0          | 0            | 0        | 0        | 0                 |
| Volusia          | 0            | 0           | 0           | 0          | 0            | 0        | 0        | 0                 |
| Wakulla          | 50           | 0           | 0           | 0          | 0            | 0        | 50       | 0                 |
| Walton           | 0            | 0           | 0           | 0          | 0            | 0        | 0        | 0                 |
| Washington       | 0            | 0           | 0           | 0          | 0            | 0        | 0        | 0                 |
| Total Enrollment | 8,538        | 0           | 0           | 11         | 0            | 92       | 8,435    | 0                 |

# Managed Care Enrollment by County by Market Segment by Company 1Q2005

VISTA HEALTHPLAN OF SOUTH FLORIDA, INC.

NAIC Company Code

95266

|                  | COUNTY TOTAL | SMALL GROUP | LARGE GROUP | INDIVIDUAL | HEALTHY KIDS | MEDICAID | MEDICARE | FEDERAL EMPLOYEES |
|------------------|--------------|-------------|-------------|------------|--------------|----------|----------|-------------------|
| Alachua          | 0            | 0           | 0           | 0          | 0            | 0        | 0        | 0                 |
| Baker            | 0            | 0           | 0           | 0          | 0            | 0        | 0        | 0                 |
| Bay              | 0            | 0           | 0           | 0          | 0            | 0        | 0        | 0                 |
| Bradford         | 0            | 0           | 0           | 0          | 0            | 0        | 0        | 0                 |
| Brevard          | 0            | 0           | 0           | 0          | 0            | 0        | 0        | 0                 |
| Broward          | 20,382       | 229         | 3,841       | 12,267     | 0            | 0        | 3,011    | 1,034             |
| Calhoun          | 0            | 0           | 0           | 0          | 0            | 0        | 0        | 0                 |
| Charlotte        | 0            | 0           | 0           | 0          | 0            | 0        | 0        | 0                 |
| Citrus           | 0            | 0           | 0           | 0          | 0            | 0        | 0        | 0                 |
| Clay             | 0            | 0           | 0           | 0          | 0            | 0        | 0        | 0                 |
| Collier          | 0            | 0           | 0           | 0          | 0            | 0        | 0        | 0                 |
| Columbia         | 0            | 0           | 0           | 0          | 0            | 0        | 0        | 0                 |
| De Soto          | 0            | 0           | 0           | 0          | 0            | 0        | 0        | 0                 |
| Dixie            | 0            | 0           | 0           | 0          | 0            | 0        | 0        | 0                 |
| Duval            | 0            | 0           | 0           | 0          | 0            | 0        | 0        | 0                 |
| Escambia         | 0            | 0           | 0           | 0          | 0            | 0        | 0        | 0                 |
| Flagler          | 0            | 0           | 0           | 0          | 0            | 0        | 0        | 0                 |
| Franklin         | 0            | 0           | 0           | 0          | 0            | 0        | 0        | 0                 |
| Gadsden          | 0            | 0           | 0           | 0          | 0            | 0        | 0        | 0                 |
| Gilchrist        | 0            | 0           | 0           | 0          | 0            | 0        | 0        | 0                 |
| Glades           | 0            | 0           | 0           | 0          | 0            | 0        | 0        | 0                 |
| Gulf             | 0            | 0           | 0           | 0          | 0            | 0        | 0        | 0                 |
| Hamilton         | 0            | 0           | 0           | 0          | 0            | 0        | 0        | 0                 |
| Hardee           | 0            | 0           | 0           | 0          | 0            | 0        | 0        | 0                 |
| Hendry           | 0            | 0           | 0           | 0          | 0            | 0        | 0        | 0                 |
| Hernando         | 0            | 0           | 0           | 0          | 0            | 0        | 0        | 0                 |
| Highlands        | 0            | 0           | 0           | 0          | 0            | 0        | 0        | 0                 |
| Hillsborough     | 0            | 0           | 0           | 0          | 0            | 0        | 0        | 0                 |
| Holmes           | 0            | 0           | 0           | 0          | 0            | 0        | 0        | 0                 |
| Indian River     | 0            | 0           | 0           | 0          | 0            | 0        | 0        | 0                 |
| Jackson          | 0            | 0           | 0           | 0          | 0            | 0        | 0        | 0                 |
| Jefferson        | 0            | 0           | 0           | 0          | 0            | 0        | 0        | 0                 |
| Lafayette        | 0            | 0           | 0           | 0          | 0            | 0        | 0        | 0                 |
| Lake             | 0            | 0           | 0           | 0          | 0            | 0        | 0        | 0                 |
| Lee              | 0            | 0           | 0           | 0          | 0            | 0        | 0        | 0                 |
| Leon             | 0            | 0           | 0           | 0          | 0            | 0        | 0        | 0                 |
| Levy             | 0            | 0           | 0           | 0          | 0            | 0        | 0        | 0                 |
| Liberty          | 0            | 0           | 0           | 0          | 0            | 0        | 0        | 0                 |
| Madison          | 0            | 0           | 0           | 0          | 0            | 0        | 0        | 0                 |
| Manatee          | 0            | 0           | 0           | 0          | 0            | 0        | 0        | 0                 |
| Marion           | 0            | 0           | 0           | 0          | 0            | 0        | 0        | 0                 |
| Martin           | 172          | 8           | 112         | 48         | 0            | 0        | 0        | 4                 |
| Miami-Dade       | 44,995       | 209         | 3,507       | 12,524     | 0            | 14,121   | 13,435   | 1,199             |
| Monroe           | 0            | 0           | 0           | 0          | 0            | 0        | 0        | 0                 |
| Nassau           | 0            | 0           | 0           | 0          | 0            | 0        | 0        | 0                 |
| Okaloosa         | 0            | 0           | 0           | 0          | 0            | 0        | 0        | 0                 |
| Okeechobee       | 0            | 0           | 0           | 0          | 0            | 0        | 0        | 0                 |
| Orange           | 0            | 0           | 0           | 0          | 0            | 0        | 0        | 0                 |
| Osceola          | 0            | 0           | 0           | 0          | 0            | 0        | 0        | 0                 |
| Other            | 0            | 0           | 0           | 0          | 0            | 0        | 0        | 0                 |
| Palm Beach       | 5,330        | 75          | 1,864       | 2,868      | 0            | 0        | 0        | 523               |
| Pasco            | 0            | 0           | 0           | 0          | 0            | 0        | 0        | 0                 |
| Pinellas         | 0            | 0           | 0           | 0          | 0            | 0        | 0        | 0                 |
| Polk             | 0            | 0           | 0           | 0          | 0            | 0        | 0        | 0                 |
| Putnam           | 0            | 0           | 0           | 0          | 0            | 0        | 0        | 0                 |
| Santa Rosa       | 0            | 0           | 0           | 0          | 0            | 0        | 0        | 0                 |
| Sarasota         | 0            | 0           | 0           | 0          | 0            | 0        | 0        | 0                 |
| Seminole         | 0            | 0           | 0           | 0          | 0            | 0        | 0        | 0                 |
| St. Johns        | 0            | 0           | 0           | 0          | 0            | 0        | 0        | 0                 |
| St. Lucie        | 439          | 2           | 355         | 69         | 0            | 0        | 0        | 13                |
| Sumter           | 0            | 0           | 0           | 0          | 0            | 0        | 0        | 0                 |
| Suwannee         | 0            | 0           | 0           | 0          | 0            | 0        | 0        | 0                 |
| Taylor           | 0            | 0           | 0           | 0          | 0            | 0        | 0        | 0                 |
| Union            | 0            | 0           | 0           | 0          | 0            | 0        | 0        | 0                 |
| Volusia          | 0            | 0           | 0           | 0          | 0            | 0        | 0        | 0                 |
| Wakulla          | 0            | 0           | 0           | 0          | 0            | 0        | 0        | 0                 |
| Walton           | 0            | 0           | 0           | 0          | 0            | 0        | 0        | 0                 |
| Washington       | 0            | 0           | 0           | 0          | 0            | 0        | 0        | 0                 |
| Total Enrollment | 71,318       | 523         | 9,679       | 27,776     | 0            | 14,121   | 16,446   | 2,773             |

# Managed Care Enrollment by County by Market Segment by Company 1Q2005

VISTA HEALTHPLAN, INC.

NAIC Company Code

95114

|                  | COUNTY TOTAL | SMALL GROUP | LARGE GROUP | INDIVIDUAL | HEALTHY KIDS | MEDICAID | MEDICARE | FEDERAL EMPLOYEES |
|------------------|--------------|-------------|-------------|------------|--------------|----------|----------|-------------------|
| Alachua          | 2,426        | 263         | 647         | 0          | 1,350        | 0        | 0        | 166               |
| Baker            | 0            | 0           | 0           | 0          | 0            | 0        | 0        | 0                 |
| Bay              | 0            | 0           | 0           | 0          | 0            | 0        | 0        | 0                 |
| Bradford         | 0            | 0           | 0           | 0          | 0            | 0        | 0        | 0                 |
| Brevard          | 0            | 0           | 0           | 0          | 0            | 0        | 0        | 0                 |
| Broward          | 89,427       | 14,808      | 48,050      | 0          | 16,295       | 8,621    | 1,401    | 252               |
| Calhoun          | 1,089        | 326         | 618         | 0          | 145          | 0        | 0        | 0                 |
| Charlotte        | 0            | 0           | 0           | 0          | 0            | 0        | 0        | 0                 |
| Citrus           | 58           | 28          | 28          | 0          | 0            | 0        | 0        | 2                 |
| Clay             | 0            | 0           | 0           | 0          | 0            | 0        | 0        | 0                 |
| Collier          | 0            | 0           | 0           | 0          | 0            | 0        | 0        | 0                 |
| Columbia         | 638          | 28          | 37          | 0          | 547          | 0        | 0        | 26                |
| De Soto          | 0            | 0           | 0           | 0          | 0            | 0        | 0        | 0                 |
| Dixie            | 175          | 21          | 30          | 0          | 124          | 0        | 0        | 0                 |
| Duval            | 0            | 0           | 0           | 0          | 0            | 0        | 0        | 0                 |
| Escambia         | 6,158        | 1,823       | 4,335       | 0          | 0            | 0        | 0        | 0                 |
| Flagler          | 0            | 0           | 0           | 0          | 0            | 0        | 0        | 0                 |
| Franklin         | 870          | 465         | 214         | 0          | 190          | 0        | 0        | 1                 |
| Gadsden          | 4,628        | 365         | 2,182       | 0          | 349          | 1,697    | 0        | 35                |
| Gilchrist        | 323          | 55          | 32          | 0          | 228          | 0        | 0        | 8                 |
| Glades           | 11           | 1           | 10          | 0          | 0            | 0        | 0        | 0                 |
| Gulf             | 0            | 0           | 0           | 0          | 0            | 0        | 0        | 0                 |
| Hamilton         | 110          | 11          | 25          | 0          | 74           | 0        | 0        | 0                 |
| Hardee           | 0            | 0           | 0           | 0          | 0            | 0        | 0        | 0                 |
| Hendry           | 1,438        | 6           | 23          | 0          | 0            | 1,409    | 0        | 0                 |
| Hernando         | 0            | 0           | 0           | 0          | 0            | 0        | 0        | 0                 |
| Highlands        | 0            | 0           | 0           | 0          | 0            | 0        | 0        | 0                 |
| Hillsborough     | 0            | 0           | 0           | 0          | 0            | 0        | 0        | 0                 |
| Holmes           | 0            | 0           | 0           | 0          | 0            | 0        | 0        | 0                 |
| Indian River     | 0            | 0           | 0           | 0          | 0            | 0        | 0        | 0                 |
| Jackson          | 0            | 0           | 0           | 0          | 0            | 0        | 0        | 0                 |
| Jefferson        | 1,371        | 209         | 783         | 0          | 0            | 376      | 0        | 3                 |
| Lafayette        | 171          | 10          | 89          | 0          | 72           | 0        | 0        | 0                 |
| Lake             | 0            | 0           | 0           | 0          | 0            | 0        | 0        | 0                 |
| Lee              | 0            | 0           | 0           | 0          | 0            | 0        | 0        | 0                 |
| Leon             | 20,677       | 2,097       | 12,434      | 0          | 1,281        | 4,723    | 0        | 142               |
| Levy             | 689          | 91          | 89          | 0          | 491          | 0        | 0        | 18                |
| Liberty          | 1,265        | 146         | 896         | 0          | 81           | 134      | 0        | 8                 |
| Madison          | 1,883        | 289         | 1,034       | 0          | 0            | 554      | 0        | 6                 |
| Manatee          | 0            | 0           | 0           | 0          | 0            | 0        | 0        | 0                 |
| Marion           | 5,788        | 772         | 1,457       | 0          | 3,485        | 0        | 0        | 74                |
| Martin           | 0            | 0           | 0           | 0          | 0            | 0        | 0        | 0                 |
| Miami-Dade       | 53,805       | 7,610       | 26,449      | 0          | 13,423       | 4,803    | 1,313    | 207               |
| Monroe           | 0            | 0           | 0           | 0          | 0            | 0        | 0        | 0                 |
| Nassau           | 0            | 0           | 0           | 0          | 0            | 0        | 0        | 0                 |
| Okaloosa         | 0            | 0           | 0           | 0          | 0            | 0        | 0        | 0                 |
| Okeechobee       | 0            | 0           | 0           | 0          | 0            | 0        | 0        | 0                 |
| Orange           | 0            | 0           | 0           | 0          | 0            | 0        | 0        | 0                 |
| Osceola          | 0            | 0           | 0           | 0          | 0            | 0        | 0        | 0                 |
| Other            | 0            | 0           | 0           | 0          | 0            | 0        | 0        | 0                 |
| Palm Beach       | 28,729       | 5,860       | 6,893       | 0          | 8,391        | 4,994    | 2,432    | 159               |
| Pasco            | 0            | 0           | 0           | 0          | 0            | 0        | 0        | 0                 |
| Pinellas         | 0            | 0           | 0           | 0          | 0            | 0        | 0        | 0                 |
| Polk             | 0            | 0           | 0           | 0          | 0            | 0        | 0        | 0                 |
| Putnam           | 0            | 0           | 0           | 0          | 0            | 0        | 0        | 0                 |
| Santa Rosa       | 3,890        | 970         | 2,920       | 0          | 0            | 0        | 0        | 0                 |
| Sarasota         | 0            | 0           | 0           | 0          | 0            | 0        | 0        | 0                 |
| Seminole         | 0            | 0           | 0           | 0          | 0            | 0        | 0        | 0                 |
| St. Johns        | 0            | 0           | 0           | 0          | 0            | 0        | 0        | 0                 |
| St. Lucie        | 290          | 74          | 214         | 0          | 0            | 1        | 0        | 1                 |
| Sumter           | 0            | 0           | 0           | 0          | 0            | 0        | 0        | 0                 |
| Suwannee         | 553          | 28          | 64          | 0          | 445          | 0        | 0        | 16                |
| Taylor           | 117          | 24          | 93          | 0          | 0            | 0        | 0        | 0                 |
| Union            | 72           | 5           | 5           | 0          | 62           | 0        | 0        | 0                 |
| Volusia          | 0            | 0           | 0           | 0          | 0            | 0        | 0        | 0                 |
| Wakulla          | 2,083        | 331         | 1,241       | 0          | 0            | 477      | 0        | 34                |
| Walton           | 0            | 0           | 0           | 0          | 0            | 0        | 0        | 0                 |
| Washington       | 0            | 0           | 0           | 0          | 0            | 0        | 0        | 0                 |
| Total Enrollment | 228,734      | 36,716      | 110,892     | 0          | 47,033       | 27,789   | 5,146    | 1,158             |

# Managed Care Enrollment by County by Market Segment by Company 1Q2005

WELLCARE OF FLORIDA, INC.

NAIC Company Code

95081

|                  | COUNTY TOTAL | SMALL GROUP | LARGE GROUP | INDIVIDUAL | HEALTHY KIDS | MEDICAID | MEDICARE | FEDERAL EMPLOYEES |
|------------------|--------------|-------------|-------------|------------|--------------|----------|----------|-------------------|
| Alachua          | 0            | 0           | 0           | 0          | 0            | 0        | 0        | 0                 |
| Baker            | 0            | 0           | 0           | 0          | 0            | 0        | 0        | 0                 |
| Bay              | 0            | 0           | 0           | 0          | 0            | 0        | 0        | 0                 |
| Bradford         | 0            | 0           | 0           | 0          | 0            | 0        | 0        | 0                 |
| Brevard          | 17,010       | 0           | 0           | 0          | 5,065        | 11,723   | 222      | 0                 |
| Broward          | 26,740       | 0           | 0           | 0          | 7,043        | 19,446   | 251      | 0                 |
| Calhoun          | 0            | 0           | 0           | 0          | 0            | 0        | 0        | 0                 |
| Charlotte        | 1,804        | 0           | 0           | 0          | 1,804        | 0        | 0        | 0                 |
| Citrus           | 0            | 0           | 0           | 0          | 0            | 0        | 0        | 0                 |
| Clay             | 0            | 0           | 0           | 0          | 0            | 0        | 0        | 0                 |
| Collier          | 4,588        | 0           | 0           | 0          | 4,588        | 0        | 0        | 0                 |
| Columbia         | 0            | 0           | 0           | 0          | 0            | 0        | 0        | 0                 |
| De Soto          | 426          | 0           | 0           | 0          | 426          | 0        | 0        | 0                 |
| Dixie            | 0            | 0           | 0           | 0          | 0            | 0        | 0        | 0                 |
| Duval            | 0            | 0           | 0           | 0          | 0            | 0        | 0        | 0                 |
| Escambia         | 2,862        | 0           | 0           | 0          | 0            | 0        | 2,862    | 0                 |
| Flagler          | 0            | 0           | 0           | 0          | 0            | 0        | 0        | 0                 |
| Franklin         | 0            | 0           | 0           | 0          | 0            | 0        | 0        | 0                 |
| Gadsden          | 0            | 0           | 0           | 0          | 0            | 0        | 0        | 0                 |
| Gilchrist        | 0            | 0           | 0           | 0          | 0            | 0        | 0        | 0                 |
| Glades           | 0            | 0           | 0           | 0          | 0            | 0        | 0        | 0                 |
| Gulf             | 0            | 0           | 0           | 0          | 0            | 0        | 0        | 0                 |
| Hamilton         | 0            | 0           | 0           | 0          | 0            | 0        | 0        | 0                 |
| Hardee           | 0            | 0           | 0           | 0          | 0            | 0        | 0        | 0                 |
| Hendry           | 0            | 0           | 0           | 0          | 0            | 0        | 0        | 0                 |
| Hernando         | 16,283       | 0           | 0           | 0          | 2,042        | 8,096    | 6,145    | 0                 |
| Highlands        | 0            | 0           | 0           | 0          | 0            | 0        | 0        | 0                 |
| Hillsborough     | 26,728       | 0           | 0           | 0          | 732          | 22,026   | 3,970    | 0                 |
| Holmes           | 0            | 0           | 0           | 0          | 0            | 0        | 0        | 0                 |
| Indian River     | 0            | 0           | 0           | 0          | 0            | 0        | 0        | 0                 |
| Jackson          | 0            | 0           | 0           | 0          | 0            | 0        | 0        | 0                 |
| Jefferson        | 0            | 0           | 0           | 0          | 0            | 0        | 0        | 0                 |
| Lafayette        | 0            | 0           | 0           | 0          | 0            | 0        | 0        | 0                 |
| Lake             | 0            | 0           | 0           | 0          | 0            | 0        | 0        | 0                 |
| Lee              | 16,583       | 0           | 0           | 0          | 6,810        | 9,773    | 0        | 0                 |
| Leon             | 0            | 0           | 0           | 0          | 0            | 0        | 0        | 0                 |
| Levy             | 0            | 0           | 0           | 0          | 0            | 0        | 0        | 0                 |
| Liberty          | 0            | 0           | 0           | 0          | 0            | 0        | 0        | 0                 |
| Madison          | 0            | 0           | 0           | 0          | 0            | 0        | 0        | 0                 |
| Manatee          | 10,454       | 0           | 0           | 0          | 2,534        | 7,920    | 0        | 0                 |
| Marion           | 0            | 0           | 0           | 0          | 0            | 0        | 0        | 0                 |
| Martin           | 0            | 0           | 0           | 0          | 0            | 0        | 0        | 0                 |
| Miami-Dade       | 42,272       | 0           | 0           | 0          | 13,400       | 19,946   | 8,926    | 0                 |
| Monroe           | 0            | 0           | 0           | 0          | 0            | 0        | 0        | 0                 |
| Nassau           | 0            | 0           | 0           | 0          | 0            | 0        | 0        | 0                 |
| Okaloosa         | 0            | 0           | 0           | 0          | 0            | 0        | 0        | 0                 |
| Okeechobee       | 0            | 0           | 0           | 0          | 0            | 0        | 0        | 0                 |
| Orange           | 40,311       | 0           | 0           | 0          | 3,572        | 29,534   | 7,205    | 0                 |
| Osceola          | 15,375       | 0           | 0           | 0          | 3,265        | 8,480    | 3,630    | 0                 |
| Other            | 0            | 0           | 0           | 0          | 0            | 0        | 0        | 0                 |
| Palm Beach       | 13,052       | 0           | 0           | 0          | 2,624        | 9,486    | 942      | 0                 |
| Pasco            | 9,899        | 0           | 0           | 0          | 0            | 4,644    | 5,255    | 0                 |
| Pinellas         | 15,366       | 0           | 0           | 0          | 572          | 8,611    | 6,183    | 0                 |
| Polk             | 17,969       | 0           | 0           | 0          | 0            | 17,969   | 0        | 0                 |
| Putnam           | 0            | 0           | 0           | 0          | 0            | 0        | 0        | 0                 |
| Santa Rosa       | 1,543        | 0           | 0           | 0          | 0            | 0        | 1,543    | 0                 |
| Sarasota         | 7,782        | 0           | 0           | 0          | 4,074        | 3,708    | 0        | 0                 |
| Seminole         | 12,171       | 0           | 0           | 0          | 4,126        | 4,823    | 3,222    | 0                 |
| St. Johns        | 0            | 0           | 0           | 0          | 0            | 0        | 0        | 0                 |
| St. Lucie        | 0            | 0           | 0           | 0          | 0            | 0        | 0        | 0                 |
| Sumter           | 0            | 0           | 0           | 0          | 0            | 0        | 0        | 0                 |
| Suwannee         | 0            | 0           | 0           | 0          | 0            | 0        | 0        | 0                 |
| Taylor           | 0            | 0           | 0           | 0          | 0            | 0        | 0        | 0                 |
| Union            | 0            | 0           | 0           | 0          | 0            | 0        | 0        | 0                 |
| Volusia          | 0            | 0           | 0           | 0          | 0            | 0        | 0        | 0                 |
| Wakulla          | 0            | 0           | 0           | 0          | 0            | 0        | 0        | 0                 |
| Walton           | 0            | 0           | 0           | 0          | 0            | 0        | 0        | 0                 |
| Washington       | 0            | 0           | 0           | 0          | 0            | 0        | 0        | 0                 |
| Total Enrollment | 299,218      | 0           | 0           | 0          | 62,677       | 186,185  | 50,356   | 0                 |